

Return of Private Foundation

or Section 4947(a)(1) Trust Treated as Private Foundation

Do not enter social security numbers on this form as it may be made public. Go to www.irs.gov/Form990PF for instructions and the latest information.

Open to Public Inspection







For calendar year 2021, or tax year beginning 01-01-2021, and ending 12-31-2021

Name of foundation: PRESTON-WERNER FOUNDATION. A Employer identification number: 83-2899018. B Telephone number: (650) 804-7100. C If exemption application is pending, check here. D 1. Foreign organizations, check here. D 2. Foreign organizations meeting the 85% test, check here and attach computation. E If private foundation status was terminated under section 507(b)(1)(A), check here. F If the foundation is in a 60-month termination under section 507(b)(1)(B), check here. H Check type of organization: Section 501(c)(3) exempt private foundation. I Fair market value of all assets at end of year: \$67,122,647. J Accounting method: Accrual.


Part I Analysis of Revenue and Expenses (The total of amounts in columns (b), (c), and (d) may not necessarily equal the amounts in column (a) (see instructions).)

Table with 5 columns: (a) Revenue and expenses per books, (b) Net investment income, (c) Adjusted net income, (d) Disbursements for charitable purposes (cash basis only). Rows include Revenue (1-12) and Operating and Administrative Expenses (13-26), with a final row (27) for Excess of revenue over expenses and disbursements.

Part II Balance Sheets Attached schedules and amounts in the description column should be for end-of-year amounts only. (See instructions.)

| | | Beginning of year | End of year | |
|---|--|---|----------------|-----------------------|
| | | (a) Book Value | (b) Book Value | (c) Fair Market Value |
| Assets | 1 Cash—non-interest-bearing | | | |
| | 2 Savings and temporary cash investments | 1,905,779 | 372,451 | 372,451 |
| | 3 Accounts receivable ▶ _____ Less: allowance for doubtful accounts ▶ _____ | | | |
| | 4 Pledges receivable ▶ _____ Less: allowance for doubtful accounts ▶ _____ | | | |
| | 5 Grants receivable | | | |
| | 6 Receivables due from officers, directors, trustees, and other disqualified persons (attach schedule) (see instructions) | | | |
| | 7 Other notes and loans receivable (attach schedule) ▶ _____ Less: allowance for doubtful accounts ▶ _____ | | | |
| | 8 Inventories for sale or use | | | |
| | 9 Prepaid expenses and deferred charges | 31,343 | | |
| | 10a Investments—U.S. and state government obligations (attach schedule) | 7,978,794  | 7,308,763 | 7,308,763 |
| | b Investments—corporate stock (attach schedule) | 41,677,958  | 44,675,745 | 44,675,745 |
| | c Investments—corporate bonds (attach schedule) | 12,037,217  | 14,179,845 | 14,179,845 |
| | 11 Investments—land, buildings, and equipment: basis ▶ _____ Less: accumulated depreciation (attach schedule) ▶ _____ | | | |
| | 12 Investments—mortgage loans | | | |
| | 13 Investments—other (attach schedule) | 73,980  | 585,843 | 585,843 |
| | 14 Land, buildings, and equipment: basis ▶ _____ Less: accumulated depreciation (attach schedule) ▶ _____ | | | |
| 15 Other assets (describe ▶ _____) | | | | |
| 16 Total assets (to be completed by all filers—see the instructions. Also, see page 1, item I) | 63,705,071 | 67,122,647 | 67,122,647 | |
| Liabilities | 17 Accounts payable and accrued expenses | 16,871 | 21,944 | |
| | 18 Grants payable | | 43,735 | |
| | 19 Deferred revenue. | | | |
| | 20 Loans from officers, directors, trustees, and other disqualified persons | | | |
| | 21 Mortgages and other notes payable (attach schedule) | | | |
| | 22 Other liabilities (describe ▶ _____) |  281,000  | 198,000 | |
| | 23 Total liabilities (add lines 17 through 22) | 297,871 | 263,679 | |
| Net Assets or Fund Balances | Foundations that follow FASB ASC 958, check here <input checked="" type="checkbox"/> and complete lines 24, 25, 29 and 30. | | | |
| | 24 Net assets without donor restrictions | 63,407,200 | 66,858,968 | |
| | 25 Net assets with donor restrictions | | | |
| | Foundations that do not follow FASB ASC 958, check here <input type="checkbox"/> and complete lines 26 through 30. | | | |
| | 26 Capital stock, trust principal, or current funds | | | |
| | 27 Paid-in or capital surplus, or land, bldg., and equipment fund | | | |
| | 28 Retained earnings, accumulated income, endowment, or other funds | | | |
| 29 Total net assets or fund balances (see instructions) | 63,407,200 | 66,858,968 | | |
| 30 Total liabilities and net assets/fund balances (see instructions) | 63,705,071 | 67,122,647 | | |

Part III Analysis of Changes in Net Assets or Fund Balances

| | | |
|---|----------|------------|
| 1 Total net assets or fund balances at beginning of year—Part II, column (a), line 29 (must agree with end-of-year figure reported on prior year's return) | 1 | 63,407,200 |
| 2 Enter amount from Part I, line 27a | 2 | -2,679,799 |
| 3 Other increases not included in line 2 (itemize) ▶ _____  | 3 | 6,131,567 |
| 4 Add lines 1, 2, and 3 | 4 | 66,858,968 |
| 5 Decreases not included in line 2 (itemize) ▶ _____ | 5 | 0 |
| 6 Total net assets or fund balances at end of year (line 4 minus line 5)—Part II, column (b), line 29 | 6 | 66,858,968 |

Part IV Capital Gains and Losses for Tax on Investment Income

| (a) List and describe the kind(s) of property sold (e.g., real estate, 2-story brick warehouse; or common stock, 200 shs. MLC Co.) | (b) How acquired P—Purchase D—Donation | (c) Date acquired (mo., day, yr.) | (d) Date sold (mo., day, yr.) |
|--|---|---|-------------------------------------|
| 1 a PUBLICLY TRADED SECURITIES | | 2021-01-01 | 2021-12-31 |
| b ALTERNATIVE INVESTMENTS | P | 2021-01-01 | 2021-12-31 |
| c | | | |
| d | | | |
| e | | | |

| (e) Gross sales price | (f) Depreciation allowed (or allowable) | (g) Cost or other basis plus expense of sale | (h) Gain or (loss) (e) plus (f) minus (g) |
|--------------------------|---|--|---|
| a 13,334,063 | | 12,017,112 | 1,316,951 |
| b 470 | | | 470 |
| c | | | |
| d | | | |
| e | | | |

Complete only for assets showing gain in column (h) and owned by the foundation on 12/31/69

| (i) F.M.V. as of 12/31/69 | (j) Adjusted basis as of 12/31/69 | (k) Excess of col. (i) over col. (j), if any | (l) Gains (Col. (h) gain minus col. (k), but not less than -0-) or Losses (from col.(h)) |
|------------------------------|---|--|---|
| a | | | 1,316,951 |
| b | | | 470 |
| c | | | |
| d | | | |
| e | | | |

Capital gain net income or (net capital loss) { If gain, also enter in Part I, line 7
If (loss), enter -0- in Part I, line 7 }

| | |
|----------|-----------|
| 2 | 1,317,421 |
|----------|-----------|

3 Net short-term capital gain or (loss) as defined in sections 1222(5) and (6):
If gain, also enter in Part I, line 8, column (c) (see instructions). If (loss), enter -0-
in Part I, line 8

| | |
|----------|--|
| 3 | |
|----------|--|

Part V Excise Tax Based on Investment Income (Section 4940(a), 4940(b), 4940(e), or 4948—see instructions)

Exempt operating foundations described in section 4940(d)(2), check here [] and enter [] Bracket for line 1a "N/A" on line 1.
1a Date of ruling or determination letter: (attach copy of letter if necessary—see instructions)
b Tax under section 511 (domestic section 4947(a)(1) trusts and taxable foundations only. Others enter -0-) 2
2 Add lines 1 and 2. 3
3 Subtitle A (income) tax (domestic section 4947(a)(1) trusts and taxable foundations only. Others enter -0-) 4
4 Tax based on investment income. Subtract line 4 from line 3. If zero or less, enter -0- 5
5 Credits/Payments:
6 a 2021 estimated tax payments and 2020 overpayment credited to 2021 6a 28,020
b Exempt foreign organizations—tax withheld at source 6b 0
c Tax paid with application for extension of time to file (Form 8868) 6c 20,000
d Backup withholding erroneously withheld 6d 0
7 Total credits and payments. Add lines 6a through 6d 7 48,020
8 Enter any penalty for underpayment of estimated tax. Check here [x] if Form 2220 is attached. 8 0
9 Tax due. If the total of lines 5 and 8 is more than line 7, enter amount owed 9
10 Overpayment. If line 7 is more than the total of lines 5 and 8, enter the amount overpaid. 10 13,856
11 Enter the amount of line 10 to be: Credited to 2022 estimated tax Refunded 11 0

Part VI-A Statements Regarding Activities

1a During the tax year, did the foundation attempt to influence any national, state, or local legislation or did it participate or intervene in any political campaign? Yes No
1b Did it spend more than \$100 during the year (either directly or indirectly) for political purposes? See the instructions for the definition. Yes No
1c Did the foundation file Form 1120-POL for this year?. Yes No
2 Enter the amount (if any) of tax on political expenditures (section 4955) imposed during the year: (1) On the foundation. \$ 0 (2) On foundation managers. \$ 0
3 Enter the reimbursement (if any) paid by the foundation during the year for political expenditure tax imposed on foundation managers. \$ 0
4 Has the foundation engaged in any activities that have not previously been reported to the IRS? Yes No
5 Has the foundation made any changes, not previously reported to the IRS, in its governing instrument, articles of incorporation, or bylaws, or other similar instruments? If "Yes," attach a conformed copy of the changes Yes No
6a Did the foundation have unrelated business gross income of \$1,000 or more during the year? Yes No
6b If "Yes," has it filed a tax return on Form 990-T for this year? Yes No
7 Was there a liquidation, termination, dissolution, or substantial contraction during the year? Yes No
8 Are the requirements of section 508(e) (relating to sections 4941 through 4945) satisfied either: By language in the governing instrument, or By state legislation that effectively amends the governing instrument so that no mandatory directions that conflict with the state law remain in the governing instrument? Yes
9 Did the foundation have at least \$5,000 in assets at any time during the year? If "Yes," complete Part II, col. (c), and Part XIV. Yes
10 Enter the states to which the foundation reports or with which it is registered (see instructions) CA
11 If the answer is "Yes" to line 7, has the foundation furnished a copy of Form 990-PF to the Attorney General (or designate) of each state as required by General Instruction G? If "No," attach explanation Yes
12 Is the foundation claiming status as a private operating foundation within the meaning of section 4942(j)(3) or 4942(j)(5) for calendar year 2021 or the taxable year beginning in 2021? See the instructions for Part XIII. If "Yes," complete Part XIII Yes No
13 Did any persons become substantial contributors during the tax year? If "Yes," attach a schedule listing their names and addresses. Yes No

Part VI-A Statements Regarding Activities (continued)

11 At any time during the year, did the foundation, directly or indirectly, own a controlled entity within the meaning of section 512(b)(13)? If "Yes," attach schedule. See instructions.
12 Did the foundation make a distribution to a donor advised fund over which the foundation or a disqualified person had advisory privileges? If "Yes," attach statement. See instructions
13 Did the foundation comply with the public inspection requirements for its annual returns and exemption application? Website address N/A
14 The books are in care of APERCEN PARTNERS LLC Telephone no. (650) 804-7100 Located at 314 LYTTON AVE PALO ALTO CA ZIP+4 94301
15 Section 4947(a)(1) nonexempt charitable trusts filing Form 990-PF in lieu of Form 1041 - check here and enter the amount of tax-exempt interest received or accrued during the year. 15
16 At any time during calendar year 2021, did the foundation have an interest in or a signature or other authority over a bank, securities, or other financial account in a foreign country? See the instructions for exceptions and filing requirements for FinCEN Form 114. If "Yes", enter the name of the foreign

Part VI-B Statements Regarding Activities for Which Form 4720 May Be Required

File Form 4720 if any item is checked in the "Yes" column, unless an exception applies.

1a During the year did the foundation (either directly or indirectly):
(1) Engage in the sale or exchange, or leasing of property with a disqualified person?
(2) Borrow money from, lend money to, or otherwise extend credit to (or accept it from) a disqualified person?
(3) Furnish goods, services, or facilities to (or accept them from) a disqualified person?
(4) Pay compensation to, or pay or reimburse the expenses of, a disqualified person?
(5) Transfer any income or assets to a disqualified person (or make any of either available for the benefit or use of a disqualified person)?
(6) Agree to pay money or property to a government official? (Exception. Check "No" if the foundation agreed to make a grant to or to employ the official for a period after termination of government service, if terminating within 90 days.)
b If any answer is "Yes" to 1a(1)-(6); did any of the acts fail to qualify under the exceptions described in Regulations section 53.4941(d)-3 or in a current notice regarding disaster assistance? See instructions
c Organizations relying on a current notice regarding disaster assistance check here.
d Did the foundation engage in a prior year in any of the acts described in 1a, other than excepted acts, that were not corrected before the first day of the tax year beginning in 2021?
2 Taxes on failure to distribute income (section 4942) (does not apply for years the foundation was a private operating foundation defined in section 4942(j)(3) or 4942(j)(5)):
a At the end of tax year 2021, did the foundation have any undistributed income (lines 6d and 6e, Part XII) for tax year(s) beginning before 2021? If "Yes," list the years 20, 20, 20, 20
b Are there any years listed in 2a for which the foundation is not applying the provisions of section 4942(a)(2) (relating to incorrect valuation of assets) to the year's undistributed income? (If applying section 4942(a)(2) to all years listed, answer "No" and attach statement-see instructions.)
c If the provisions of section 4942(a)(2) are being applied to any of the years listed in 2a, list the years here. 20, 20, 20, 20
3a Did the foundation hold more than a 2% direct or indirect interest in any business enterprise at any time during the year?
b If "Yes," did it have excess business holdings in 2021 as a result of (1) any purchase by the foundation or disqualified persons after May 26, 1969; (2) the lapse of the 5-year period (or longer period approved by the Commissioner under section 4943(c)(7)) to dispose of holdings acquired by gift or bequest; or (3) the lapse of the 10-, 15-, or 20-year first phase holding period?(Use Schedule C, Form 4720, to determine if the foundation had excess business holdings in 2021.)
4a Did the foundation invest during the year any amount in a manner that would jeopardize its charitable purposes?
b Did the foundation make any investment in a prior year (but after December 31, 1969) that could jeopardize its charitable purpose that had not been removed from jeopardy before the first day of the tax year beginning in 2021?

Part VI-B Statements Regarding Activities for Which Form 4720 May Be Required (continued)

- 5a** During the year did the foundation pay or incur any amount to:
 - (1)** Carry on propaganda, or otherwise attempt to influence legislation (section 4945(e))?
 - (2)** Influence the outcome of any specific public election (see section 4955); or to carry on, directly or indirectly, any voter registration drive?
 - (3)** Provide a grant to an individual for travel, study, or other similar purposes?
 - (4)** Provide a grant to an organization other than a charitable, etc., organization described in section 4945(d)(4)(A)? See instructions
 - (5)** Provide for any purpose other than religious, charitable, scientific, literary, or educational purposes, or for the prevention of cruelty to children or animals?
- b** If any answer is "Yes" to 5a(1)–(5); did any of the transactions fail to qualify under the exceptions described in Regulations section 53.4945 or in a current notice regarding disaster assistance? See instructions
- c** Organizations relying on a current notice regarding disaster assistance check here
- d** If the answer is "Yes" to question 5a(4), does the foundation claim exemption from the tax because it maintained expenditure responsibility for the grant?
If "Yes," attach the statement required by Regulations section 53.4945–5(d).
- 6a** Did the foundation, during the year, receive any funds, directly or indirectly, to pay premiums on a personal benefit contract?
- b** Did the foundation, during the year, pay premiums, directly or indirectly, on a personal benefit contract?
If "Yes" to 6b, file Form 8870.
- 7a** At any time during the tax year, was the foundation a party to a prohibited tax shelter transaction?
- b** If "Yes", did the foundation receive any proceeds or have any net income attributable to the transaction?
- 8** Is the foundation subject to the section 4960 tax on payment(s) of more than \$1,000,000 in remuneration or excess parachute payment during the year?

| | Yes | No |
|--------------|-----|----|
| 5a(1) | | No |
| 5a(2) | | No |
| 5a(3) | | No |
| 5a(4) | | No |
| 5a(5) | | No |
| 5b | | |
| 5d | | |
| 6a | | No |
| 6b | | No |
| 7a | | No |
| 7b | | |
| 8 | | No |

Part VII Information About Officers, Directors, Trustees, Foundation Managers, Highly Paid Employees, and Contractors

1 List all officers, directors, trustees, foundation managers and their compensation. See instructions

| (a) Name and address | (b) Title, and average hours per week devoted to position | (c) Compensation (If not paid, enter -0-) | (d) Contributions to employee benefit plans and deferred compensation | (e) Expense account, other allowances |
|---|---|---|---|---------------------------------------|
| THERESA PRESTON-WERNER 314 LYTTON AVE PALO ALTO, CA 94301 | CO-PRESIDENT/DIRECTOR 0.40 | 0 | 0 | 0 |
| THOMAS PRESTON-WERNER 314 LYTTON AVE PALO ALTO, CA 94301 | CO-PRESIDENT/DIRECTOR 0.40 | 0 | 0 | 0 |
| TOM VAN LOBEN SELS 314 LYTTON AVE PALO ALTO, CA 94301 | CFO/SECRETARY 0.10 | 0 | 0 | 0 |

2 Compensation of five highest-paid employees (other than those included on line 1—see instructions). If none, enter "NONE."

| (a) Name and address of each employee paid more than \$50,000 | (b) Title, and average hours per week devoted to position | (c) Compensation | (d) Contributions to employee benefit plans and deferred compensation | (e) Expense account, other allowances |
|---|---|------------------|---|---------------------------------------|
| NONE | | | | |
| | | | | |
| | | | | |
| | | | | |
| | | | | |
| | | | | |

Total number of other employees paid over \$50,000. ▶ 0

Part VII Information About Officers, Directors, Trustees, Foundation Managers, Highly Paid Employees, and Contractors *(continued)*

3 Five highest-paid independent contractors for professional services (see instructions). If none, enter "NONE".

| (a) Name and address of each person paid more than \$50,000 | (b) Type of service | (c) Compensation |
|---|-------------------------|------------------|
| GOLDMAN SACHS & CO LLC 200 WEST ST NEW YORK, NY 10282 | INVESTMENT MANAGEMENT | 348,519 |
| APERCEN PARTNERS LLC 314 LYTTON AVE PALO ALTO, CA 94301 | ACCOUNTING & CONSULTING | 96,204 |
| | | |
| | | |
| | | |
| | | |
| | | |
| | | |

Total number of others receiving over \$50,000 for professional services. ▶

0

Part VIII- Summary of Direct Charitable Activities

List the foundation's four largest direct charitable activities during the tax year. Include relevant statistical information such as the number of organizations and other beneficiaries served, conferences convened, research papers produced, etc.

| | Expenses |
|---|----------|
| 1 | |
| | |
| | |
| 2 | |
| | |
| | |
| 3 | |
| | |
| | |
| 4 | |
| | |
| | |

Part VIII- Summary of Program-Related Investments (see instructions)

Describe the two largest program-related investments made by the foundation during the tax year on lines 1 and 2.

| | Amount |
|--|--------|
| 1 | |
| | |
| | |
| 2 | |
| | |
| | |
| All other program-related investments. See instructions. | |
| 3 | |
| | |
| | |

Total. Add lines 1 through 3 ▶ 0

Part IX Minimum Investment Return (All domestic foundations must complete this part. Foreign foundations, see instructions.)

| | | | |
|----------|--|-----------|------------|
| 1 | Fair market value of assets not used (or held for use) directly in carrying out charitable, etc., purposes: | | |
| a | Average monthly fair market value of securities. | 1a | 65,434,596 |
| b | Average of monthly cash balances. | 1b | 774,045 |
| c | Fair market value of all other assets (see instructions). | 1c | 421,025 |
| d | Total (add lines 1a, b, and c). | 1d | 66,629,666 |
| e | Reduction claimed for blockage or other factors reported on lines 1a and 1c (attach detailed explanation). | 1e | 0 |
| 2 | Acquisition indebtedness applicable to line 1 assets | 2 | 0 |
| 3 | Subtract line 2 from line 1d. | 3 | 66,629,666 |
| 4 | Cash deemed held for charitable activities. Enter 1.5% (0.015) of line 3 (for greater amount, see instructions). | 4 | 999,445 |
| 5 | Net value of noncharitable-use assets. Subtract line 4 from line 3. | 5 | 65,630,221 |
| 6 | Minimum investment return. Enter 5% (0.05) of line 5. | 6 | 3,281,511 |

Part X Distributable Amount (see instructions) (Section 4942(j)(3) and (j)(5) private operating foundations and certain foreign organizations check here and do not complete this part.)

| | | | |
|-----------|---|-----------|-----------|
| 1 | Minimum investment return from Part IX, line 6. | 1 | 3,281,511 |
| 2a | Tax on investment income for 2021 from Part V, line 5. | 2a | 34,164 |
| b | Income tax for 2021. (This does not include the tax from Part V.). | 2b | |
| c | Add lines 2a and 2b. | 2c | 34,164 |
| 3 | Distributable amount before adjustments. Subtract line 2c from line 1. | 3 | 3,247,347 |
| 4 | Recoveries of amounts treated as qualifying distributions. | 4 | 0 |
| 5 | Add lines 3 and 4. | 5 | 3,247,347 |
| 6 | Deduction from distributable amount (see instructions). | 6 | 0 |
| 7 | Distributable amount as adjusted. Subtract line 6 from line 5. Enter here and on Part XII, line 1. | 7 | 3,247,347 |

Part XI Qualifying Distributions (see instructions)

| | | | |
|----------|--|-----------|--|
| 1 | Amounts paid (including administrative expenses) to accomplish charitable, etc., purposes: | | |
| a | Expenses, contributions, gifts, etc.—total from Part I, column (d), line 26. | 1a | |
| b | Program-related investments—total from Part VIII-B | 1b | |
| 2 | Amounts paid to acquire assets used (or held for use) directly in carrying out charitable, etc., purposes. | 2 | |
| 3 | Amounts set aside for specific charitable projects that satisfy the: | | |
| a | Suitability test (prior IRS approval required). | 3a | |
| b | Cash distribution test (attach the required schedule). | 3b | |
| 4 | Qualifying distributions. Add lines 1a through 3b. Enter here and on Part XII, line 4. | 4 | |

Part XII Undistributed Income (see instructions)

| | (a) Corpus | (b) Years prior to 2020 | (c) 2020 | (d) 2021 |
|--|---------------|----------------------------|-------------|-------------|
| 1 Distributable amount for 2021 from Part X, line 7 | | | | 3,247,347 |
| 2 Undistributed income, if any, as of the end of 2021: | | | | |
| a Enter amount for 2020 only. | | | 0 | |
| b Total for prior years: 20____, 20____, 20____ | | 0 | | |
| 3 Excess distributions carryover, if any, to 2021: | | | | |
| a From 2016. | | | | |
| b From 2017. | | | | |
| c From 2018. | | | | |
| d From 2019. | | | 361,651 | |
| e From 2020. | | | 1,487,833 | |
| f Total of lines 3a through e. | 1,849,484 | | | |
| 4 Qualifying distributions for 2021 from Part XI, line 4: ▶ \$ <u>4,995,566</u> | | | | |
| a Applied to 2020, but not more than line 2a | | | 0 | |
| b Applied to undistributed income of prior years (Election required—see instructions). | | 0 | | |
| c Treated as distributions out of corpus (Election required—see instructions). | 0 | | | |
| d Applied to 2021 distributable amount | | | | 3,247,347 |
| e Remaining amount distributed out of corpus | 1,748,219 | | | |
| 5 Excess distributions carryover applied to 2021. (If an amount appears in column (d), the same amount must be shown in column (a).) | 0 | | | 0 |
| 6 Enter the net total of each column as indicated below: | | | | |
| a Corpus. Add lines 3f, 4c, and 4e. Subtract line 5 | 3,597,703 | | | |
| b Prior years' undistributed income. Subtract line 4b from line 2b. | | 0 | | |
| c Enter the amount of prior years' undistributed income for which a notice of deficiency has been issued, or on which the section 4942(a) tax has been previously assessed | | 0 | | |
| d Subtract line 6c from line 6b. Taxable amount—see instructions. | | 0 | | |
| e Undistributed income for 2019. Subtract line 4a from line 2a. Taxable amount—see instructions. | | | 0 | |
| f Undistributed income for 2021. Subtract lines 4d and 5 from line 1. This amount must be distributed in 2022 | | | | 0 |
| 7 Amounts treated as distributions out of corpus to satisfy requirements imposed by section 170(b)(1)(F) or 4942(g)(3) (Election may be required - see instructions). | 0 | | | |
| 8 Excess distributions carryover from 2016 not applied on line 5 or line 7 (see instructions) | 0 | | | |
| 9 Excess distributions carryover to 2022. Subtract lines 7 and 8 from line 6a | 3,597,703 | | | |
| 10 Analysis of line 9: | | | | |
| a Excess from 2017 | | | | |
| b Excess from 2018 | | | | |
| c Excess from 2019. | | | 361,651 | |
| d Excess from 2020 | | | 1,487,833 | |
| e Excess from 2021 | | | 1,748,219 | |

Part XIII Private Operating Foundations (see instructions and Part VI-A, question 9)

1a If the foundation has received a ruling or determination letter that it is a private operating foundation, and the ruling is effective for 2021, enter the date of the ruling

b. Check box to indicate whether the organization is a private operating foundation described in section 4942(j)(3) or 4942(j)(5)

2a Enter the lesser of the adjusted net income from Part I or the minimum investment return from Part X for each year listed
b 85% (0.85) of line 2a
c Qualifying distributions from Part XI, line 4 for each year listed
d Amounts included in line 2c not used directly for active conduct of exempt activities
e Qualifying distributions made directly for active conduct of exempt activities. Subtract line 2d from line 2c

Table with 5 columns: (a) 2021, (b) 2020, (c) 2019, (d) 2018, (e) Total. Rows correspond to lines 2a through 2e.

3 Complete 3a, b, or c for the alternative test relied upon:
a "Assets" alternative test—enter:
(1) Value of all assets
(2) Value of assets qualifying under section 4942(j)(3)(B)(i)
b "Endowment" alternative test— enter 2/3 of minimum investment return shown in Part IX, line 6 for each year listed
c "Support" alternative test—enter:
(1) Total support other than gross investment income
(2) Support from general public and 5 or more exempt organizations
(3) Largest amount of support from an exempt organization
(4) Gross investment income

Part Supplementary Information (Complete this part only if the foundation had \$5,000 or more in assets at any time during the year—see instructions.)

1 Information Regarding Foundation Managers:
a List any managers of the foundation who have contributed more than 2% of the total contributions received by the foundation before the close of any tax year (but only if they have contributed more than \$5,000).

THHERESA PRESTON-WERNER
THOMAS PRESTON-WERNER

b List any managers of the foundation who own 10% or more of the stock of a corporation (or an equally large portion of the ownership of a partnership or other entity) of which the foundation has a 10% or greater interest.

2 Information Regarding Contribution, Grant, Gift, Loan, Scholarship, etc., Programs:

Check here if the foundation only makes contributions to preselected charitable organizations and does not accept unsolicited requests for funds. If the foundation makes gifts, grants, etc. to individuals or organizations under other conditions, complete items 2a, b, c, and d. See instructions

a The name, address, and telephone number or email address of the person to whom applications should be addressed:

b The form in which applications should be submitted and information and materials they should include:

c Any submission deadlines:

d Any restrictions or limitations on awards, such as by geographical areas, charitable fields, kinds of institutions, or other factors:

Part **Supplementary Information** (continued)

3 Grants and Contributions Paid During the Year or Approved for Future Payment

| Recipient | If recipient is an individual, show any relationship to any foundation manager or substantial contributor | Foundation status of recipient | Purpose of grant or contribution | Amount |
|--|---|--------------------------------|---|------------------|
| Name and address (home or business) | | | | |
| a Paid during the year | | | | |
| ABORTION FREEDOM PARTNERSHIP 390 ESPLANADE AVE SUITE 78 PACIFICA, CA 94044 | | PC | PROJECT PIGGYBANK | 20,000 |
| AMERICAN FRIENDS OF ZANAAFRICA CORP 2450 VIRGINIA AVE NW SUITE E309 WASHINGTON, DC 20037 | | PC | GENERAL OPERATING SUPPORT | 30,000 |
| AMERICAN UNIVERSITY 4400 MASSACHUSETTS AVE NW WASHINGTON, DC 20016 | | PC | INSTITUTE FOR CARBON REMOVAL LAW AND POLICY | 50,000 |
| BREACH COLLECTIVE PO BOX 5291 EUGENE, OR 97405 | | PC | DEVELOPMENT OF ORGANIZING THE GREEN NEW DEAL CURRICULUM | 15,000 |
| CENTER FOR CARBON REMOVAL DBA CARBON180 1140 3RD ST NE WASHINGTON, DC 20002 | | PC | 1896 PROJECT | 100,000 |
| CENTER FOR COMMON GROUND 150 SUTTER ST 695 SAN FRANCISCO, CA 94104 | | PC | CLIMATE CABINET EDUCATION | 50,000 |
| CENTER FOR THIRD WORLD ORGANIZING 1438 WEBSTER ST OAKLAND, CA 94612 | | PC | DEFUND CPD | 50,000 |
| CHARITIES AID FOUNDATION AMERICA 225 REINEKERS LN SUITE 375 ALEXANDRIA, VA 22314 | | PC | BLUE VENTURES CONSERVATION | 82,000 |
| CIVIC EDUCATION FUND 720 THIRD AVE SUITE 1100 SEATTLE, WA 98104 | | PC | WORKMONEY | 100,000 |
| COLUMBIA RIVERKEEPER 407 PORTWAY AVE SUITE 301 HOOD RIVER, OR 97031 | | PC | GENERAL SUPPORT | 50,000 |
| COLUMBIA RIVERKEEPER 407 PORTWAY AVE SUITE 301 HOOD RIVER, OR 97031 | | PC | POWER PAST FRACKED GAS COALITION | 50,000 |
| COMMON COUNSEL FOUNDATION 1624 FRANKLIN ST SUITE 1022 OAKLAND, CA 94612 | | PC | M4BL | 50,000 |
| COMMONWEALTH FOUNDATION INC 1442 A WALNUT ST SUITE 42 BERKELEY, CA 94709 | | PC | RICHMOND PROGRESSIVE ALLIANCE | 125,000 |
| DKT INTERNATIONAL INC 1001 CONNECTICUT AVE NW SUITE 800 WASHINGTON, DC 20036 | | PC | GENERAL OPERATING SUPPORT | 30,000 |
| EARTH ISLAND INSTITUTE INC 2150 ALLSTON WAY SUITE 460 BERKELEY, CA 94704 | | PC | WEA ACCELERATOR PROGRAM PROJECT AND WOMEN'S EARTH ALLIANCE | 13,100 |
| EYEBEAM ATELIER INC 185 WYTHE AVE BROOKLYN, NY 11249 | | PC | OPENAIR | 50,000 |
| FEMHEALTH USA INC DBA CARAFEM 1001 CONNECTICUT AVE SUITE 805 WASHINGTON, DC 20036 | | PC | EXPAND ABORTION SERVICES IN THE UNITED STATES | 50,000 |
| FFWD 1004A OREILLY AVE SUITE A SAN FRANCISCO, CA 94129 | | PC | GENERAL OPERATING SUPPORT | 100,000 |
| FRIENDS OF ALAMEDA COUNTY CASA INC 1000 SAN LEANDRO BLVD SUITE 300 SAN LEANDRO, CA 94577 | | PC | HELPING CHILDREN IN ALAMEDA COUNTY | 10,000 |
| FRIENDS OF THE EARTH 1101 15TH ST NW 11TH FLOOR WASHINGTON, DC 20005 | | PC | CLIMATE DISINFORMATION RESPONSE WORK | 25,000 |
| FRIENDS OF THE EARTH 1101 15TH ST NW 11TH FLOOR WASHINGTON, DC 20005 | | PC | POLICY ADVOCACY WORK FOR SOIL CARBON MARKETS AND SUSTAINABLE AGRICULTURE | 50,000 |
| FRIENDS OF THE EARTH 1101 15TH ST NW 11TH FLOOR WASHINGTON, DC 20005 | | PC | CLIMATE DISINFORMATION COALITION PROJECT | 75,000 |
| FULLER PROJECT FOR INTERNATIONAL REPORTING INC 1875 CONNECTICUT AVE NW 10TH FLOOR WASHINGTON, DC 20009 | | PC | REPORTING ON GENDER, SEXUAL AND REPRODUCTIVE HEALTH, AND CLIMATE ACTION | 250,000 |
| HOPEWELL FUND 1201 CONNECTICUT AVE NW SUITE 300 WASHINGTON, DC 20036 | | PC | CONTRACEPTIVE ACCESS INITIATIVE | 25,000 |
| HOPEWELL FUND 1201 CONNECTICUT AVE NW SUITE 300 WASHINGTON, DC 20036 | | PC | THE MOVEMENT INSTITUTE | 75,000 |
| HOPEWELL FUND 1201 CONNECTICUT AVE NW SUITE 300 WASHINGTON, DC 20036 | | PC | GALVANIZE USA | 10,000 |
| HOPEWELL FUND 1201 CONNECTICUT AVE NW SUITE 300 WASHINGTON, DC 20036 | | PC | GALVANIZE USA | 75,000 |
| ID INSIGHT INC PO BOX 689 SAN FRANCISCO, CA 94104 | | PC | GIVING GREEN | 50,000 |
| INTEGRATE HEALTH INC PO BOX 605 MEDWAY, MA 02053 | | PC | GENERAL OPERATING SUPPORT | 35,000 |
| IPAS PO BOX 9990 CHAPEL HILL, NC 27515 | | PC | GENERAL OPERATING SUPPORT | 40,000 |
| JOHNS HOPKINS UNIVERSITY 111 MARKET PL SUITE 310 BALTIMORE, MD 21212 | | PC | JOHNS HOPKINS CENTER FOR COMMUNICATION PROGRAMS - KNOWLEDGE SUCCESS | 25,000 |
| LC AND LILLIE COX HAVEN OF HOPE 696 SAN RAMON VALLEY BLVD SUITE 194 DANVILLE, CA 94526 | | PC | JUST BE | 20,000 |
| LIVING GOODS 1423 BROADWAY 1054 OAKLAND, CA 94612 | | PC | GENERAL OPERATING SUPPORT | 100,000 |
| MARCH FOR OUR LIVES FOUNDATION 16130 VENTURA BLVD SUITE 320 ENCINO, CA 91436 | | PC | GENERAL SUPPORT | 25,000 |
| MARCH ON FOUNDATION 820 RITCHIE HWY SUITE 250 SEVERNA PARK, MD 21146 | | PC | HOUSTON YOUTH CLIMATE STRIKE | 3,500 |
| MARCH ON FOUNDATION 820 RITCHIE HWY SUITE 250 SEVERNA PARK, MD 21146 | | PC | FUTURE COALITION'S CLIMATE WORK CENTERED ON OPERATION TOKALA | 25,000 |
| MORE PERFECT UNION FOUNDATION 3033 WILSON BLVD PBM 558 SUITE E ALEXANDRIA, VA 22201 | | PC | DEVELOPING PROGRESSIVE POLITICAL ALTERNATIVES | 100,000 |
| MOTHER HEALTH INTERNATIONAL INC 3004 E FRANKLIN ST RICHMOND, VA 23223 | | PC | REDUCE PERINATAL MORTALITY | 50,000 |
| NEO PHILANTHROPY INC 45 WEST 36TH ST 6TH FLOOR NEW YORK, NY 10018 | | PC | CIVIC ENGAGEMENT RESEARCH AND DISSEMINATION HUB PROJECT | 100,000 |
| NEW VENTURE FUND 1201 CONNECTICUT AVE NW SUITE 300 WASHINGTON, DC 20036 | | PC | CONVENINGS AND OUTREACH EFFORTS RELATED TO CLEAN ENERGY AND CLIMATE GOVERNANCE | 100,000 |
| ONE WORLD CHILDREN'S FUND 3108 GLENDALE BLVD SUITE 506 LOS ANGELES, CA 90039 | | PC | REACH A HAND UGANDA | 20,000 |
| ONE WORLD CHILDREN'S FUND 3108 GLENDALE BLVD SUITE 506 LOS ANGELES, CA 90039 | | PC | REACH A HAND UGANDA | 800 |
| ONE WORLD CHILDREN'S FUND 3108 GLENDALE BLVD SUITE 506 LOS ANGELES, CA 90039 | | PC | SHARED ACTION AFRICA | 44,000 |
| ONE WORLD CHILDREN'S FUND 3108 GLENDALE BLVD SUITE 506 LOS ANGELES, CA 90039 | | PC | SHARED ACTION AFRICA | 1,760 |
| OUR CLIMATE EDUCATION FUND 1 THOMAS CIR SUITE 700 WASHINGTON, DC 20005 | | PC | NATIONAL FELLOWSHIP PROGRAM & GENERAL SUPPORT | 5,000 |
| PARTNERSHIP PROJECT INC PO BOX 65826 WASHINGTON, DC 20035 | | PC | CLIMATE ADVOCACY LAB | 100,000 |
| PEOPLE'S ACTION INSTITUTE 2125 WEST NORTH AVE CHICAGO, IL 60647 | | PC | JUSTICE IS GLOBAL PROJECT | 200,000 |
| PEOPLE'S ACTION INSTITUTE 2125 WEST NORTH AVE CHICAGO, IL 60647 | | PC | MOVEMENT POLITICS TEAM | 100,000 |
| POPULATION ACTION INTERNATIONAL 1300 19TH ST NW SUITE 200 WASHINGTON, DC 20036 | | PC | WESTERN UGANDA FBO NETWORK HUBS | 23,000 |
| REGENTS OF THE UNIVERSITY OF CALIFORNIA AT BERKELEY 2121 BERKELEY WAY SUITE 6100 BERKELEY, CA 94720 | | GOV | BIXBY CENTER FOR POPULATION, HEALTH AND SUSTAINABILITY | 25,000 |
| ROCKEFELLER FAMILY FUND INC 475 RIVERSIDE DR SUITE 900 NEW YORK, NY 10115 | | PC | EDUCATIONAL AND CONVENING WORK FOR ROBUST FEDERAL CLIMATE AND INFRASTRUCTURE POLICY | 50,000 |
| ROCKEFELLER PHILANTHROPY ADVISORS INC 6 WEST 48TH ST 10TH FLOOR NEW YORK, NY 10036 | | PC | THE EQUATION CAMPAIGN | 65,000 |
| ROCKEFELLER PHILANTHROPY ADVISORS INC 6 WEST 48TH ST 10TH FLOOR NEW YORK, NY 10036 | | PC | CARRIZO COMECRUDO TRIBE OF TEXAS | 60,000 |
| SAN FRANCISCO WOMEN AGAINST RAPE 3543 18TH ST SUITE 7 SAN FRANCISCO, CA 94110 | | PC | PROVIDE SERVICES TO SURVIVORS OF SEXUAL ASSAULT | 5,000 |
| SOCIAL GOOD FUND INC PO BOX 5473 RICHMOND, CA 94805 | | PC | WELCOMING HOME | 10,000 |
| SOUTHERN VISION ALLIANCE PO BOX 51698 DURHAM, NC 27717 | | PC | SOUTHERN WORKERS ASSEMBLY | 100,000 |
| SOUTHERN VISION ALLIANCE PO BOX 51698 DURHAM, NC 27717 | | PC | BLACK WORKERS CENTER FOR JUSTICE | 100,000 |
| SUSTAINABLE MARKETS FOUNDATION 45 WEST 36TH ST 6TH FLOOR NEW YORK, NY 10018 | | PC | DEBT COLLECTIVE | 50,000 |
| THE GOOD FOOD INSTITUTE INC 1380 MONROE ST NW SUITE 229 WASHINGTON, DC 20010 | | PC | GENERAL SUPPORT | 100,000 |
| THE HACK FOUNDATION 8625 SANTA MONICA BLVD SUITE 86294 WEST HOLLYWOOD, CA 90069 | | PC | GENERAL SUPPORT | 500,000 |
| TIDES CENTER PO BOX 29907 SAN FRANCISCO, CA 94129 | | PC | FIRST EXPOSURES | 5,000 |
| TIDES FOUNDATION PO BOX 29903 SAN FRANCISCO, CA 94129 | | PC | GREEN NEW DEAL NETWORK | 150,000 |
| TIDES FOUNDATION PO BOX 29903 SAN FRANCISCO, CA 94129 | | PC | MASS LIBERATION AZ | 150,000 |
| TIDES FOUNDATION PO BOX 29903 SAN FRANCISCO, CA 94129 | | PC | CENTER FOR WORKING FAMILIES FUND | 125,000 |
| TRANS QUEER PUEBLO - SEMILLA DE LIBERACION 1726 EAST ROOSEVELT ST PHOENIX, AZ 85006 | | PC | GENERAL OPERATING SUPPORT | 100,000 |
| TRAPPED VOICES INC 2115 SPARROW RD CHESAPEAKE, VA 23320 | | PC | JAILHOUSE LAWYERS SPEAK | 100,000 |
| TURNOUT ACTIVISM 35 WALDEN ST CAMBRIDGE, MA 02140 | | PC | AMERICANA | 10,000 |
| UNIVERSITY OF CALIFORNIA BERKELEY FOUNDATION 1995 UNIVERSITY AVE SUITE 401 BERKELEY, CA 94704 | | PC | GREATER GOOD SCIENCE CENTER | 10,400 |
| UNIVERSITY OF CALIFORNIA SAN FRANCISCO FOUNDATION 220 MONTGOMERY ST SAN FRANCISCO, CA 94143 | | PC | BIXBY CENTER FOR GLOBAL REPRODUCTIVE HEALTH | 55,000 |
| UNIVERSITY OF CALIFORNIA SANTA BARBARA UCSB SANTA BARBARA, CA 93106 | | GOV | ENVIRONMENT AND ENERGY TRANSITIONS (ENVENT) LAB | 100,000 |
| VENTURE STRATEGIES FOR HEALTH AND DEVELOPMENT PO BOX 10144 BERKELEY, CA 94709 | | PC | GENERAL OPERATING SUPPORT FOR OASIS | 25,000 |
| VENTURE STRATEGIES FOR HEALTH AND DEVELOPMENT PO BOX 10144 BERKELEY, CA 94709 | | PC | GENERAL OPERATING SUPPORT FOR THE CENTRE FOR GIRLS EDUCATION | 50,000 |
| VIDA VERDE NATURE EDUCATION 3540 LA HONDA RD SAN GREGORIO, CA 94074 | | PC | PROMOTE EDUCATIONAL EQUITY | 10,000 |
| VILLAGEREACH 210 S HUDSON ST SEATTLE, WA 98134 | | PC | GENERAL OPERATING SUPPORT | 25,000 |
| WESTERN ORGANIZATION OF RESOURCE COUNCILS EDUCATION PROJECT 220 S 27TH ST BILLINGS, MT 59101 | | PC | WEST KOOTENAY ECOSOCIETY | 75,000 |
| WIN WITHOUT WAR EDUCATION FUND 1 THOMAS CIR SUITE 700 WASHINGTON, DC 20005 | | PC | DEMOCRATIZING US FOREIGN POLICY | 25,000 |
| WISER INTERNATIONAL INC 2608 ERWIN RD SUITE 148 - 107 DURHAM, NC 27705 | | PC | GENERAL OPERATING SUPPORT | 20,000 |
| WISER INTERNATIONAL INC 2608 ERWIN RD SUITE 148 - 107 DURHAM, NC 27705 | | PC | GENERAL SUPPORT | 20,000 |
| WOMEN DELIVER INC 588 BROADWAY SUITE 905 NEW YORK, NY 10012 | | PC | DEEPEEN COALITION MOBILIZATION AND ADVOCACY FOR CLIMATE AND SRHR | 30,000 |
| Total | | | 3a | 4,928,560 |
| b Approved for future payment | | | | |
| RWENZORI CENTER FOR RESEARCH AND ADVOCACY PO BOX 599 PLOT 5 KORO RD KASESE TOWN UG | | PC | 1,000 WOMEN'S GARDEN PROJECT | 43,735 |
| Total | | | 3b | 43,735 |

Part XV-A Analysis of Income-Producing Activities

Enter gross amounts unless otherwise indicated.

- 1 Program service revenue:
a
b
c
d
e
f
g Fees and contracts from government agencies
2 Membership dues and assessments
3 Interest on savings and temporary cash investments
4 Dividends and interest from securities
5 Net rental income or (loss) from real estate:
a Debt-financed property.
b Not debt-financed property.
6 Net rental income or (loss) from personal property
7 Other investment income
8 Gain or (loss) from sales of assets other than inventory
9 Net income or (loss) from special events:
10 Gross profit or (loss) from sales of inventory
11 Other revenue:
a ALTERNATIVE INVESTMENTS
b
c
d
e

Table with 5 columns: (a) Business code, (b) Amount, (c) Exclusion code, (d) Amount, (e) Related or exempt function income. Includes rows for various income categories and a total row at the bottom.

12 Subtotal. Add columns (b), (d), and (e).
13 Total. Add line 12, columns (b), (d), and (e). (See worksheet in line 13 instructions to verify calculations.)

Part XV-B Relationship of Activities to the Accomplishment of Exempt Purposes

Table with 2 columns: Line No., Explain below how each activity for which income is reported in column (e) of Part XV-A contributed importantly to the accomplishment of the foundation's exempt purposes...

Additional Data

[Return to Form](#)

Software ID:

Software Version:

Form 990PF - Special Condition Description:

Special Condition Description

TY 2021 IRS 990 e-File Render

Name: PRESTON-WERNER FOUNDATION

EIN: 83-2899018

| Category | Amount | Net Investment Income | Adjusted Net Income | Disbursements for Charitable Purposes |
|-----------------|---------|-----------------------|---------------------|---------------------------------------|
| ACCOUNTING FEES | 125,799 | 62,900 | | 60,353 |

TY 2021 IRS 990 e-File Render
Name: PRESTON-WERNER FOUNDATION

EIN: 83-2899018

| Name of Bond | End of Year Book Value | End of Year Fair Market Value |
|---|------------------------|-------------------------------|
| 3M COMPANY | 35,818 | 35,818 |
| ADOBE INC | 76,732 | 76,732 |
| AMERICAN EXPRESS COMPANY | 102,894 | 102,894 |
| AMERIPRISE FINANCIAL INC | 83,486 | 83,486 |
| APPLE INC | 92,506 | 92,506 |
| AT&T INC | 26,269 | 26,269 |
| AT&T INC | 122,088 | 122,088 |
| ATMOS ENERGY CORP | 164,380 | 164,380 |
| AUTOMATIC DATA PROCESSING INC | 84,796 | 84,796 |
| BANK OF AMERICA CORPORATION | 35,125 | 35,125 |
| BANK OF AMERICA CORPORATION | 193,015 | 193,015 |
| BANK OF MONTREAL | 168,291 | 168,291 |
| BANK OF NEW YORK MELLON CORPORATION | 20,519 | 20,519 |
| BANK OF NOVA SCOTIA | 35,819 | 35,819 |
| BLACKROCK INC | 10,301 | 10,301 |
| BP CAPITAL MARKETS AMERICA | 91,852 | 91,852 |
| BRISTOL-MYERS SQUIBB COMPANY | 256,540 | 256,540 |
| BROADCOM INC | 83,258 | 83,258 |
| CALVERT HIGH YIELD BOND FUND CL I | 3,523,523 | 3,523,523 |
| CANADIAN IMPERIAL BANK OF COMMERCE | 205,689 | 205,689 |
| CATERPILLAR FINANCIAL SERVICES | 70,669 | 70,669 |
| CATERPILLAR FINANCIAL SERVICES | 205,469 | 205,469 |
| CHARLES SCHWAB CORPORATION | 59,222 | 59,222 |
| CHEVRON USA INC | 121,868 | 121,868 |
| CHURCH & DWIGHT CO INC | 105,939 | 105,939 |
| CITIGROUP INC | 60,969 | 60,969 |
| CITIGROUP INC | 31,330 | 31,330 |
| CROWN CASTLE INTERNATIONAL CORP | 65,244 | 65,244 |
| CVS HEALTH CORPORATION | 95,088 | 95,088 |
| DEERE & COMPANY | 190,844 | 190,844 |
| DH EUROPE FINANCE II | 30,385 | 30,385 |
| DOMINION ENERGY INC | 125,572 | 125,572 |
| DUKE ENERGY CAROLINAS | 30,395 | 30,395 |
| FEDERATED HERMES INSTITUTIONAL HIGH YIELD BOND FUND | 3,521,265 | 3,521,265 |
| FISERV INC | 25,863 | 25,863 |
| GENERAL MOTORS FINANCIAL COMPANY | 85,791 | 85,791 |
| HSBC HOLDINGS PLC | 136,203 | 136,203 |
| JOHN DEERE CAPITAL CORPORATION | 73,916 | 73,916 |
| JPMORGAN CHASE & CO | 81,240 | 81,240 |
| JPMORGAN CHASE & CO | 129,554 | 129,554 |
| JPMORGAN CHASE & CO | 61,708 | 61,708 |
| KEURIG DR PEPPER INC | 181,946 | 181,946 |
| KIMCO REALTY CORPORATION | 15,239 | 15,239 |

| Name of Bond | End of Year Book Value | End of Year Fair Market Value |
|------------------------------------|------------------------|-------------------------------|
| KINDER MORGAN INC | 105,641 | 105,641 |
| MCDONALD'S CORPORATION | 54,803 | 54,803 |
| MITSUBISHI UFJ FINANCIAL GROUP | 112,246 | 112,246 |
| MORGAN STANLEY | 72,149 | 72,149 |
| NATIONAL RURAL UTILITY COOPERATIVE | 55,036 | 55,036 |
| NIKE INC | 196,111 | 196,111 |
| ORACLE CORPORATION | 70,288 | 70,288 |
| ORACLE CORPORATION | 71,531 | 71,531 |
| PNC FINANCIAL SERVICES GROUP | 83,351 | 83,351 |
| PNC FINANCIAL SERVICES GROUP | 108,979 | 108,979 |
| PRUDENTIAL FINANCIAL INC | 75,177 | 75,177 |
| ROPER INDUSTRIES INC | 25,369 | 25,369 |
| ROPER TECHNOLOGIES INC | 31,232 | 31,232 |
| ROYAL BANK OF CANADA | 119,291 | 119,291 |
| ROYAL BANK OF SCOTLAND GROUP | 124,025 | 124,025 |
| S&P GLOBAL INC | 31,011 | 31,011 |
| SKYWORKS SOLUTIONS INC | 75,679 | 75,679 |
| SPIRIT REALTY LP | 62,074 | 62,074 |
| SUMITOMO MITSUI FINANCIAL GROUP | 210,135 | 210,135 |
| SUNTRUST BANK | 78,223 | 78,223 |
| SYNCHRONY FINANCIAL | 105,521 | 105,521 |
| TARGET CORP | 26,178 | 26,178 |
| TEXAS INSTRUMENTS INC | 90,410 | 90,410 |
| THE CLOROX COMPANY | 101,866 | 101,866 |
| THE CLOROX COMPANY | 20,228 | 20,228 |
| THE HOME DEPOT INC | 31,988 | 31,988 |
| THE JM SMUCKER COMPANY | 30,092 | 30,092 |
| THE PROCTER & GAMBLE COMPANY | 156,225 | 156,225 |
| TORONTO-DOMINION BANK | 128,982 | 128,982 |
| TOYOTA MOTOR CREDIT CORP | 175,028 | 175,028 |
| UNILEVER CAPITAL CORPORATION | 155,061 | 155,061 |
| UNION PACIFIC CORP | 26,203 | 26,203 |
| US BANCORP | 85,386 | 85,386 |
| VERIZON COMMUNICATIONS INC | 123,180 | 123,180 |
| WELLTOWER INC | 36,485 | 36,485 |
| XILINX INC | 160,422 | 160,422 |
| XILINX INC | 45,619 | 45,619 |

| FY 2021 IRS 990 e-File Render | | | |
|--|------------------------|-------------------------------|--|
| Name: RES-TRON-WERNER FOUNDATION | | | |
| EIN: 83-2899018 | | | |
| Items of Stock | End of Year Book Value | End of Year Fair Market Value | |
| 3M COMPANY | 85,085 | 85,085 | |
| ABBOTT LABORATORIES | 206,747 | 206,747 | |
| ABBVIE INC | 198,903 | 198,903 | |
| ACCENTURE PLC | 216,810 | 216,810 | |
| ADIDAS AG | 20,444 | 20,444 | |
| ADOBE INC | 223,989 | 223,989 | |
| ADVANCED MICRO DEVICES INC | 144,332 | 144,332 | |
| ADVANTEST CORPORATION | 12,884 | 12,884 | |
| AENA SMT SA | 4,893 | 4,893 | |
| AEO CO LTD | 8,398 | 8,398 | |
| AES CORP | 13,948 | 13,948 | |
| AFGL INC INCORPORATED | 27,268 | 27,268 | |
| AGILENT TECHNOLOGIES INC | 37,677 | 37,677 | |
| AGL ENERGY LIMITED | 1,225 | 1,225 | |
| AGNICO-EAGLE MINES LIMITED | 26,005 | 26,005 | |
| AIA GROUP LIMITED | 56,135 | 56,135 | |
| AIR LIQUIDE SA | 28,769 | 28,769 | |
| AIR PRODUCTS & CHEMICALS INC | 54,158 | 54,158 | |
| AISIN CORP | 8,080 | 8,080 | |
| AJINOMOTO INC | 6,256 | 6,256 | |
| AKAMAI TECHNOLOGIES INC | 13,343 | 13,343 | |
| AKTIEBOLAGET ELECTROLUX | 8,388 | 8,388 | |
| AKZO NOBEL NV | 7,462 | 7,462 | |
| ALASKA AIR GROUP INC | 5,679 | 5,679 | |
| ALBEMARLE CORP CMN | 22,676 | 22,676 | |
| ALCON INC | 19,515 | 19,515 | |
| ALFA LAVAL AB | 10,424 | 10,424 | |
| ALLIANT SE | 38,491 | 38,491 | |
| ALLSTATE CORPORATION | 28,354 | 28,354 | |
| ALPHABET INC CL A | 724,260 | 724,260 | |
| ALPHABET INC CL C | 671,313 | 671,313 | |
| AMADEUS IT GROUP SA | 11,530 | 11,530 | |
| AMAZON.COM INC | 1,207,031 | 1,207,031 | |
| AMCOR PLC | 14,592 | 14,592 | |
| AMEREN CORPORATION | 19,582 | 19,582 | |
| AMERICAN AIRLINES GROUP INC | 9,986 | 9,986 | |
| AMERICAN ELECTRIC POWER INC | 37,901 | 37,901 | |
| AMERICAN EXPRESS COMPANY | 84,418 | 84,418 | |
| AMERICAN TOWER CORPORATION | 109,395 | 109,395 | |
| AMERICAN WATER WORKS CO INC | 26,252 | 26,252 | |
| AMERIPRISE FINANCIAL INC | 19,819 | 19,819 | |
| AMERISOURCEBERGEN CORPORATION | 16,345 | 16,345 | |
| AMGEN INC | 105,061 | 105,061 | |
| ANALOG DEVICES INC | 78,569 | 78,569 | |
| ANTHEM INC | 93,635 | 93,635 | |
| ANON PUBLIC LIMITED COMPANY | 57,407 | 57,407 | |
| AP MOLLER-MAERSK | 10,756 | 10,756 | |
| APPLE INC | 2,298,821 | 2,298,821 | |
| APPLIED MATERIALS INC | 118,492 | 118,492 | |
| APTIV PLC | 35,794 | 35,794 | |
| ARCELORMITTAL SA | 14,196 | 14,196 | |
| ARCHER-DANIELS-MIDLAND COMPANY | 28,793 | 28,793 | |
| ARISTA NETWORKS INC | 27,025 | 27,025 | |
| ASML HOLDING NV | 133,752 | 133,752 | |
| ASSA ABLOY AB | 24,283 | 24,283 | |
| ASSURANT INC | 5,455 | 5,455 | |
| ASTELLAS PHARMA INC | 14,846 | 14,846 | |
| ASTRAZENECA PLC | 79,686 | 79,686 | |
| AT&T INC | 147,994 | 147,994 | |
| ATLANTIA SPA | 3,335 | 3,335 | |
| ATLAS COPCO CL A | 26,749 | 26,749 | |
| ATLAS COPCO CL B | 18,164 | 18,164 | |
| AUSTRALIA & NEW ZEALAND BANKING GROUP LTD | 36,162 | 36,162 | |
| AUTODESK INC | 51,458 | 51,458 | |
| AVALONBAY COMMUNITIES INC | 29,553 | 29,553 | |
| AXA | 21,559 | 21,559 | |
| BAKER HUGHES CO | 16,625 | 16,625 | |
| BALL CORPORATION | 25,126 | 25,126 | |
| BANCO BILBAO VIZCAYA SA | 17,457 | 17,457 | |
| BANCO SANTANDER SA | 25,379 | 25,379 | |
| BANK OF AMERICA CORPORATION | 270,321 | 270,321 | |
| BANK OF MONTREAL | 40,287 | 40,287 | |
| BANK OF NOVA SCOTIA | 46,742 | 46,742 | |
| BARCLAYS PLC | 31,568 | 31,568 | |
| BARRICK GOLD CORPORATION | 17,214 | 17,214 | |
| BASF SE | 16,861 | 16,861 | |
| BATH & BODY WORKS INC | 15,563 | 15,563 | |
| BAYER AG | 16,569 | 16,569 | |
| BAYERSCHE MOTOREN WERKE AKTIE | 10,365 | 10,365 | |
| BCE INC | 2,238 | 2,238 | |
| BECTON DICKINSON AND COMPANY | 59,852 | 59,852 | |
| BEST BUY CO INC | 18,593 | 18,593 | |
| BHP GROUP LTD | 49,547 | 49,547 | |
| BHP GROUP PLC | 69,632 | 69,632 | |
| BIOGEN INC | 29,030 | 29,030 | |
| BLACKROCK INC | 119,023 | 119,023 | |
| BNP PARIBAS | 38,009 | 38,009 | |
| BOOKING HOLDINGS INC | 81,574 | 81,574 | |
| BORGWARNER INC | 5,228 | 5,228 | |
| BOSTON PROPERTIES INC | 14,398 | 14,398 | |
| BOSTON SCIENTIFIC CORP | 49,532 | 49,532 | |
| BRAMBLES LIMITED | 10,944 | 10,944 | |
| BRIDGESTONE CORP | 15,342 | 15,342 | |
| BRISTOL-MYERS SQUIBB COMPANY | 115,160 | 115,160 | |
| BUREAU VERITAS | 11,526 | 11,526 | |
| CAE INC | 6,310 | 6,310 | |
| CAMPBELL SOUP CO | 6,258 | 6,258 | |
| CANADIAN IMPERIAL BANK OF COMMERCE | 27,741 | 27,741 | |
| CANADIAN NATIONAL RAILWAY CO | 40,175 | 40,175 | |
| CANADIAN PACIFIC RAILWAY LTD | 25,539 | 25,539 | |
| CANON INC | 16,979 | 16,979 | |
| CAP GEMINI | 18,625 | 18,625 | |
| CAPITAL ONE FINANCIAL CORP | 53,828 | 53,828 | |
| CARDINAL HEALTH INC | 13,027 | 13,027 | |
| CARMAX INC | 17,581 | 17,581 | |
| CARNIVAL CORPORATION | 14,325 | 14,325 | |
| CARRIER GLOBAL CORPORATION | 39,107 | 39,107 | |
| CASIO COMPUTER | 3,596 | 3,596 | |
| CATALENT INC | 18,052 | 18,052 | |
| CATERPILLAR INC | 95,100 | 95,100 | |
| CB&E GLOBAL MARKETS INC | 13,040 | 13,040 | |
| CBRE GROUP | 30,491 | 30,491 | |
| CELANESE CORPORATION | 16,470 | 16,470 | |
| CELLNEX TELECOM SA | 12,688 | 12,688 | |
| CENTENE CORPORATION | 39,387 | 39,387 | |
| CF INDUSTRIES HOLDINGS, INC | 12,670 | 12,670 | |
| CGI INC | 6,195 | 6,195 | |
| CHARLES SCHWAB CORPORATION | 113,535 | 113,535 | |
| CHUBB LIMITED | 72,105 | 72,105 | |
| CHUGAI PHARMACEUTICAL CO LTD | 11,806 | 11,806 | |
| CHURCH & DWIGHT CO INC | 16,810 | 16,810 | |
| CIGNA CORP CMN | 62,919 | 62,919 | |
| CISCO SYSTEMS INC | 222,746 | 222,746 | |
| CITIGROUP INC | 98,496 | 98,496 | |
| CITIZENS FINANCIAL GROUP INC | 15,451 | 15,451 | |
| CMS ENERGY CORPORATION | 16,067 | 16,067 | |
| CNH INDUSTRIAL NV | 9,229 | 9,229 | |
| COCA-COLA EUROPEAN PARTNERS PLC | 4,307 | 4,307 | |
| COLGATE-PALMOLIVE CO | 58,714 | 58,714 | |
| COMCAST AS | 5,808 | 5,808 | |
| COMCAST CORPORATION | 189,341 | 189,341 | |
| COMERICA INCORPORATED | 9,135 | 9,135 | |
| COMMONWEALTH BANK OF AUSTRALIA | 66,089 | 66,089 | |
| COMPAGNIE DE SAINT-GOBAIN | 20,404 | 20,404 | |
| COMPAGNIE GENERALE DES ETABLISSEMENTS MICHELIN | 13,278 | 13,278 | |
| CONAGRA BRANDS INC | 13,489 | 13,489 | |
| CONTINENTAL AKTIENGESELLSCHAFT | 4,236 | 4,236 | |
| CORTEVA INC | 28,699 | 28,699 | |
| CREDIT SUISSE GROUP | 13,535 | 13,535 | |
| CRH PLC | 46,253 | 46,253 | |
| CSL LIMITED | 61,931 | 61,931 | |
| CSX CORPORATION | 69,184 | 69,184 | |
| CUMMINS INC | 24,432 | 24,432 | |
| CVS HEALTH CORPORATION | 113,476 | 113,476 | |
| DAI NIPPON PRINTING LTD | 7,788 | 7,788 | |
| DAIICHI SANKYO CO LTD | 23,064 | 23,064 | |
| DAIKIN INDUSTRIES LTD | 33,531 | 33,531 | |
| DAITO TRUST CONSTRUCTION CO | 9,836 | 9,836 | |
| DAIWA HOUSE INDUSTRY LTD | 17,992 | 17,992 | |
| DANAHER CORPORATION | 173,717 | 173,717 | |
| DANONE | 13,347 | 13,347 | |
| DASSAULT SYSTEMES | 16,061 | 16,061 | |
| DAVITA INC | 5,688 | 5,688 | |
| DBS GROUP HOLDINGS | 55,429 | 55,429 | |
| DEERE & COMPANY | 80,923 | 80,923 | |
| DELTA AIR LINES INC | 28,830 | 28,830 | |
| DENSO CORP | 28,383 | 28,383 | |
| DENTSU INC | 8,474 | 8,474 | |
| DEUTSCHE BANK AG | 10,638 | 10,638 | |
| DEUTSCHE BOERSE AG | 10,037 | 10,037 | |
| DEUTSCHE POST AG | 22,183 | 22,183 | |
| DEUTSCHE TELEKOM AG | 14,402 | 14,402 | |
| DEUTSCHE WOHNEN AG | 13,121 | 13,121 | |
| DIAGEO PLC | 87,836 | 87,836 | |
| DIGITAL REALTY TRUST INC | 39,619 | 39,619 | |
| DISCO CORP | 9,462 | 9,462 | |
| DISCOVER FINANCIAL SERVICES | 27,388 | 27,388 | |
| DOMINION ENERGY INC | 55,620 | 55,620 | |
| DOW INC | 34,769 | 34,769 | |
| DR HORTON INC | 29,498 | 29,498 | |
| DTE ENERGY COMPANY | 19,963 | 19,963 | |
| DUKE ENERGY CORPORATION | 71,857 | 71,857 | |
| DXC TECHNOLOGY COMPANY | 6,535 | 6,535 | |
| EAST JAPAN RAILWAY COMPANY | 20,269 | 20,269 | |
| EASTMAN CHEMICAL COMPANY | 12,696 | 12,696 | |
| EATON CORP PLC | 56,339 | 56,339 | |
| EBAY INC | 33,716 | 33,716 | |
| ECOLAB INC | 47,387 | 47,387 | |
| EDWARDS LIFESCIENCES CORPORATI | 66,848 | 66,848 | |
| EISAI CO LTD | 8,337 | 8,337 | |
| ELI LILLY & CO | 182,305 | 182,305 | |
| ENBRIDGE INC | 42,832 | 42,832 | |
| ENEL SOCIETA PER AZIONI | 28,871 | 28,871 | |
| ENERGISA DE PORTUGAL SA | 17,529 | 17,529 | |
| ENGIE | 13,764 | 13,764 | |
| ENTERGY CORPORATION | 21,516 | 21,516 | |
| EON AG | 8,555 | 8,555 | |
| EPIROC AB | 9,848 | 9,848 | |
| EQUINIX INC | 62,592 | 62,592 | |
| EQUITY RESIDENTIAL | 25,702 | 25,702 | |
| ERICSSON AMERICAN | 20,316 | 20,316 | |
| ERSTE GROUP BANK AG | 8,229 | 8,229 | |
| ESSEX PROPERTY TRUST INC | 18,316 | 18,316 | |
| ESSILOR INTERNATIONAL SA | 24,913 | 24,913 | |
| ESTE LAUDER COMPANIES INC | 72,559 | 72,559 | |
| ETSY INC | 23,208 | 23,208 | |
| EVEREST REAL ESTATE GROUP LTD | 8,218 | 8,218 | |
| EVERSOURCE ENERGY | 25,201 | 25,201 | |
| EXELON CORPORATION | 49,500 | 49,500 | |
| EXPEDITORS INTERNATIONAL OF WASHINGTON | 17,323 | 17,323 | |
| FAST RETAILING CO LTD | 17,582 | 17,582 | |
| FEDERAL REALTY INVESTMENT TRUST | 7,907 | 7,907 | |
| FERROVIAL INC | 52,504 | 52,504 | |
| FERGUSON PLC | 49,332 | 49,332 | |
| FERRARI NV | 12,682 | 12,682 | |
| FERRARI SA | 9,747 | 9,747 | |
| FIFTH LARGE CAP VALUE INDEX FUND | 1,029,867 | 1,029,867 | |
| FIDELITY TRHD BANCORP | 26,086 | 26,086 | |
| FIRST REPUBLIC BANK | 27,672 | 27,672 | |
| FLEX LTD | 9,458 | 9,458 | |
| FMC CORPORATION | 10,440 | 10,440 | |
| FORD MOTOR COMPANY | 69,185 | 69,185 | |
| FORTESCUE METALS GROUP LTD | 15,615 | 15,615 | |
| FREEMONT-MCMORAN INC | 51,620 | 51,620 | |
| FRESENIUS MEDICAL CARE AG & CO | 5,778 | 5,778 | |
| FRESENIUS SE & CO | 3,382 | 3,382 | |
| FUJIFILM HOLDINGS CORPORATION | 12,068 | 12,068 | |
| FUJITSU LTD | 17,305 | 17,305 | |
| GAP INC | 3,053 | 3,053 | |
| GEBERT AG | 13,904 | 13,904 | |
| GENERAL ELECTRIC COMPANY | 87,007 | 87,007 | |
| GENERAL MILLS INC | 33,420 | 33,420 | |
| GENERAL MOTORS COMPANY | 72,174 | 72,174 | |
| GILDAN ACTIVEWEAR INC | 7,333 | 7,333 | |
| GILEAD SCIENCES | 75,369 | 75,369 | |
| GIVAUDAN SA | 15,778 | 15,778 | |
| GLOBANT SA | 7,852 | 7,852 | |
| GLOBE LIFE INC | 937 | 937 | |
| GRIFOLS SA | 135 | 135 | |
| GSK PLC | 58,741 | 58,741 | |
| HALLIBURTON COMPANY | 18,639 | 18,639 | |
| HANG LUNG PROPERTIES LIMITED | 4,989 | 4,989 | |
| HARTFORD FINANCIAL SERVICES GROUP | 18,986 | 18,986 | |
| HASBRO INC | 9,974 | 9,974 | |
| HEALTHPEAK PROPERTIES INC | 16,818 | 16,818 | |
| HEIDELBERGCEMENT AG | 3,181 | 3,181 | |
| HEINEKEN HOLDINGS NV | 1,753 | 1,753 | |
| HEINEKEN NV | 8,769 | 8,769 | |
| HENKEL AG AND CO | 2,346 | 2,346 | |
| HEWLETT PACKARD ENTERPRISE CO | 15,549 | 15,549 | |
| HEXAGON AKTIEBOLAG | 21,768 | 21,768 | |
| HILTON WORLDWIDE HOLDINGS INC | 34,318 | 34,318 | |
| HITACHI CONSTR MACHINERY CO LTD | 3,985 | 3,985 | |
| HITACHI LTD | 27,267 | 27,267 | |
| HOLCIM LTD | 8,320 | 8,320 | |
| HOLOGIC INCORPORATED | 14,929 | 14,929 | |
| HONDA MOTOR LTD | 27,625 | 27,625 | |
| HONG KONG EXCHANGES & CLEARING | 35,398 | 35,398 | |
| HONGKONG LAND HOLDINGS LTD | 6,708 | 6,708 | |
| HORMEL FOODS CORPORATION | 9,860 | 9,860 | |
| HOST HOTELS & RESORTS INC | 10,417 | 10,417 | |
| HP INC | 35,937 | 35,937 | |
| HSBC HOLDINGS PLC | 55,084 | 55,084 | |
| HUMANA INC | 50,097 | 50,097 | |
| HUNTINGTON BANCSHARES INC | 17,733 | 17,733 | |
| HUSQVARNA AB | 7,839 | 7,839 | |
| IBERDROLA SOCIEDAD ANONIMA | 25,997 | 25,997 | |
| IHS MARKIT LTD | 44,794 | 44,794 | |
| ILLINOIS TOOL WORKS | 57,504 | 57,504 | |
| ILLUMINA INC | 48,696 | 48,696 | |
| INDUSTRIA DE DISENO TEXTIL | 15,054 | 15,054 | |
| INFINEON TECHNOLOGIES AG | 27,858 | 27,858 | |
| ING GROEP NV | 30,443 | 30,443 | |
| INGERSOLL RAND INC | 20,479 | 20,479 | |
| INTEL CORPORATION | 174,276 | 174,276 | |
| INTERCONTINENTAL HOTELS GROUP | 28,497 | 28,497 | |
| INTERNATIONAL BUSINESS MACHINES CORP | 100,245 | 100,245 | |
| INTERNATIONAL FLAVORS & FRAGRANCE | 32,239 | 32,239 | |
| INTERNATIONAL PAPER CO | 16,537 | 16,537 | |
| INTERPUBLIC GROUP COMPANIES | 11,872 | 11,872 | |
| INTESA SANPAOLO SPA | 16,695 | 16,695 | |
| INVESTCO LTD | 11,073 | 11,073 | |
| IRON MOUNTAIN INCORPORATED | 12,926 | 12,926 | |
| ISHARES RUSSELL 2000 SMALL-CAP INDEX FUND K | 4,533,653 | 4,533,653 | |
| ISUZU MOTORS LTD | 1,566 | 1,566 | |
| ITOCHU CORP | 23,035 | 23,035 | |
| JAPAN AIRLINES CO LTD | 9,173 | 9,173 | |
| JOHNSON & JOHNSON | 373,788 | 373,788 | |
| JOHNSON CONTROLS INTERNATIONAL | 48,542 | 48,542 | |
| JPMORGAN CHASE & CO | 388,116 | 388,116 | |
| JSR CORP | 3,077 | 3,077 | |
| KAO CORPORATION | 11,238 | 11,238 | |
| KBC GROUP NV | 31,665 | 31,665 | |
| KDDI CORPORATION | 23,561 | 23,561 | |
| KELLOGG COMPANY | 14,881 | 14,881 | |
| KERING | 25,724 | 25,724 | |
| KESKO OYJ | 5,539 | 5,539 | |
| KEYCORP | 18,065 | 18,065 | |
| KEYSIGHT TECHNOLOGIES INC | 30,357 | 30,357 | |
| KIMBERLY-CLARK CORPORATION | 41,018 | 41,018 | |
| KIMCO REALTY CORPORATION | 14,346 | 14,346 | |
| KINDER MORGAN INC | 23,727 | 23,727 | |
| KINROSS GOLD CORPORATION | 5,049 | 5,049 | |
| KLA CORP | 53,764 | 53,764 | |
| KOMATSU LTD | 12,397 | 12,397 | |
| KONE OYJ | | | |

TY 2021 IRS 990 e-File Render

Name: PRESTON-WERNER FOUNDATION

EIN: 83-2899018

**US Government Securities - End of
Year Book Value:**

7,308,763

**US Government Securities - End of
Year Fair Market Value:**

7,308,763

**State & Local Government
Securities - End of Year Book
Value:**

0

**State & Local Government
Securities - End of Year Fair
Market Value:**

0

TY 2021 IRS 990 e-File Render**Name:** PRESTON-WERNER FOUNDATION**EIN:** 83-2899018

| Category/ Item | Listed at Cost or FMV | Book Value | End of Year Fair Market Value |
|----------------------------------|-----------------------|------------|-------------------------------|
| ACCRUED INTEREST | FMV | 84,741 | 84,741 |
| BLUE BEAR CAPITAL PARTNERS II LP | FMV | 133,368 | 133,368 |
| CVI CLEAN ENERGY FUND C LP | FMV | 271,681 | 271,681 |
| G2VP II LLC | FMV | 73,787 | 73,787 |
| POWERPLANT VENTURES III LP | FMV | 22,266 | 22,266 |

TY 2021 IRS 990 e-File Render

Name: PRESTON-WERNER FOUNDATION

EIN: 83-2899018

| Category | Amount | Net Investment Income | Adjusted Net Income | Disbursements for Charitable Purposes |
|------------|--------|-----------------------|---------------------|---------------------------------------|
| LEGAL FEES | 847 | 0 | | 847 |

TY 2021 IRS 990 e-File Render**Name:** PRESTON-WERNER FOUNDATION**EIN:** 83-2899018

| Description | Revenue and Expenses per Books | Net Investment Income | Adjusted Net Income | Disbursements for Charitable Purposes |
|---------------------------------|--------------------------------|-----------------------|---------------------|---------------------------------------|
| LICENSES AND FEES | 225 | 0 | | 245 |
| OTHER EXPENSES | 4,800 | 0 | | 4,800 |
| BANK FEES | 761 | 0 | | 761 |
| BOND PREMIUM AMORTIZATION | 93,579 | 93,579 | | 0 |
| ALTERNATIVE INVESTMENT EXPENSES | 0 | 36,061 | | 0 |
| OTHER INVESTMENT EXPENSES | 7,062 | 7,062 | | 0 |

TY 2021 IRS 990 e-File Render

Name: PRESTON-WERNER FOUNDATION

EIN: 83-2899018

| Description | Revenue And Expenses Per Books | Net Investment Income | Adjusted Net Income |
|-------------------------|--------------------------------|-----------------------|---------------------|
| ALTERNATIVE INVESTMENTS | 202 | | 202 |

TY 2021 IRS 990 e-File Render

Name: PRESTON-WERNER FOUNDATION

EIN: 83-2899018

| Description | Amount |
|--------------------------------|-----------|
| UNREALIZED GAIN ON INVESTMENTS | 6,131,567 |

TY 2021 IRS 990 e-File Render**Name:** PRESTON-WERNER FOUNDATION**EIN:** 83-2899018

| Description | Beginning of Year - Book Value | End of Year - Book Value |
|------------------------|-----------------------------------|-----------------------------|
| EXCISE TAX PAYABLE | 177,000 | 6,000 |
| DEFERRED TAX LIABILITY | 104,000 | 192,000 |

TY 2021 IRS 990 e-File Render

Name: PRESTON-WERNER FOUNDATION

EIN: 83-2899018

| Category | Amount | Net Investment Income | Adjusted Net Income | Disbursements for Charitable Purposes |
|----------------------------|---------|-----------------------|---------------------|---------------------------------------|
| INVESTMENT MANAGEMENT FEES | 348,519 | 348,519 | | 0 |

TY 2021 IRS 990 e-File Render

Name: PRESTON-WERNER FOUNDATION

EIN: 83-2899018

| Category | Amount | Net Investment Income | Adjusted Net Income | Disbursements for Charitable Purposes |
|-------------|---------|-----------------------|---------------------|---------------------------------------|
| EXCISE TAX | 122,000 | 0 | | 0 |
| FOREIGN TAX | 33,489 | 33,489 | | 0 |