

Return of Organization Exempt From Income Tax

2007

Under section 501(c), 527, or 4947(a)(1) of the Internal Revenue Code (except black lung benefit trust or private foundation)

Open to Public Inspection

Department of the Treasury Internal Revenue Service

The organization may have to use a copy of this return to satisfy state reporting requirements.

For the 2007 calendar year, or tax year beginning Jul 1, 2007, and ending Jun 30, 2008

Section B: Check if applicable (Address change, Name change, Initial return, Termination, Amended return, Application pending). Section C: Name of organization (JASPER COUNTY SHELTERED FACILITIES ASSOCIATION, INC.), Number and street (2312 ANNIE BAXTER AVE.), City, town or country (JOPLIN), State (MO), ZIP code + 4 (64804). Section D: Employer identification number (43-1121898). Section E: Telephone number ((417) 624-4515). Section F: Accounting method (Accrual).

Section 501(c)(3) organizations and 4947(a)(1) nonexempt charitable trusts must attach a completed Schedule A (Form 990 or 990-EZ).

H and I are not applicable to section 527 organizations

H (a) Is this a group return for affiliates? Yes No

H (b) If 'Yes,' enter number of affiliates

H (c) Are all affiliates included? Yes No (If 'No,' attach a list. See instructions.)

H (d) Is this a separate return filed by an organization covered by a group ruling? Yes No

G Web site: N/A

J Organization type (check only) 501(c) 3 (insert no) 4947(a)(1) or 527

K Check here if the organization is not a 509(a)(3) supporting organization and its gross receipts are normally not more than \$25,000. A return is not required, but if the organization chooses to file a return, be sure to file a complete return.

I Group Exemption Number

M Check if the organization is not required to attach Schedule B (Form 990, 990-EZ, or 990-PF).

L Gross receipts: Add lines 6b, 8b, 9b, and 10b to line 12 6,451,630.

Part I Revenue, Expenses, and Changes in Net Assets or Fund Balances (See the instructions.)

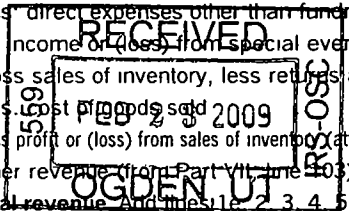
Table with 21 rows and 3 columns. Row 1: Contributions, gifts, grants, and similar amounts received. Sub-rows 1a-1d: Contributions to donor advised funds (216,470), Indirect public support (464,601), Government contributions (100,000). Row 1e: Total (781,071). Row 2: Program service revenue (5,542,565). Row 3: Membership dues and assessments. Row 4: Interest on savings and temporary cash investments. Row 5: Dividends and interest from securities. Row 6a: Gross rents. Row 6b: Less rental expenses. Row 6c: Net rental income. Row 7: Other investment income. Row 8a: Gross amount from sales of assets other than inventory (41,806). Row 8b: Less cost or other basis and sales expenses (39,756). Row 8c: Gain or (loss) (2,050). Row 8d: Net gain or (loss) (2,050). Row 9: Special events and activities. Row 9a: Gross revenue. Row 9b: Less direct expenses other than fundraising expenses. Row 9c: Net income or (loss) from special events. Row 10a: Gross sales of inventory, less returns and allowances. Row 10b: Less cost of goods sold. Row 10c: Gross profit or (loss) from sales of inventory. Row 11: Other revenue (86,188). Row 12: Total revenue (6,411,874). Row 13: Program services (5,708,561). Row 14: Management and general (688,731). Row 15: Fundraising (0). Row 16: Payments to affiliates (100,000). Row 17: Total expenses (6,497,292). Row 18: Excess or (deficit) for the year (-85,418). Row 19: Net assets or fund balances at beginning of year (1,264,540). Row 20: Other changes in net assets or fund balances. Row 21: Net assets or fund balances at end of year (1,179,122).

SCANNED MAR 12 2009

REVENUE

EXPENSES

NET ASSETS



Handwritten number 917

Part II Statement of Functional Expenses All organizations must complete column (A). Columns (B), (C), and (D) are required for section 501(c)(3) and (4) organizations and section 4947(a)(1) nonexempt charitable trusts but optional for others (See instruct)

De not include amounts reported on line 6b, 8b, 9b, 10b, or 16 of Part I	(A) Total	(B) Program services	(C) Management and general	(D) Fundraising
22a Grants paid from donor advised funds (attach sch) (cash \$ _____) non-cash \$ _____) If this amount includes foreign grants, check here <input type="checkbox"/>	22a			
22b Other grants and allocations (att sch) (cash \$ _____) non-cash \$ _____) If this amount includes foreign grants, check here <input type="checkbox"/>	22b			
23 Specific assistance to individuals (attach schedule)	23			
24 Benefits paid to or for members (attach schedule)	24			
25a Compensation of current officers, directors, key employees, etc listed in Part V-A. See L-25a Stmt	25a	111,119.	0.	111,119.
b Compensation of former officers, directors, key employees, etc. listed in Part V-B.	25b			
c Compensation and other distributions, not included above, to disqualified persons (as defined under section 4958(f)(1)) and persons described in section 4958(c)(3)(B)	25c			
26 Salaries and wages of employees not included on lines 25a, b, and c	26	4,268,491.	3,967,883.	300,608.
27 Pension plan contributions not included on lines 25a, b, and c	27			
28 Employee benefits not included on lines 25a - 27	28	723,351.	661,952.	61,399.
29 Payroll taxes	29			
30 Professional fundraising fees	30			
31 Accounting fees	31			
32 Legal fees	32			
33 Supplies	33	100,849.	51,464.	49,385.
34 Telephone	34			
35 Postage and shipping	35			
36 Occupancy	36	147,415.	112,634.	34,781.
37 Equipment rental and maintenance	37			
38 Printing and publications	38			
39 Travel	39	104,785.	84,172.	20,613.
40 Conferences, conventions, and meetings	40			
41 Interest	41			
42 Depreciation, depletion, etc (attach schedule)	42			
43 Other expenses not covered above (itemize)				
a COMMUNICATION	43a	94,450.	78,944.	15,506.
b REPAIRS & MAINTENANCE	43b	33,164.	19,971.	13,193.
c INSURANCE	43c	22,924.	16,134.	6,790.
d EQUIPMENT & FURNISHINGS	43d	172,652.	116,601.	56,051.
e PROFESSIONAL SERVICES	43e	52,596.	51,424.	1,172.
f FOOD SERVICE	43f	160,583.	154,368.	6,215.
g See Other Expenses Stmt	43g	404,913.	393,014.	11,899.
44 Total functional expenses. Add lines 22a through 43g (Organizations completing columns (B) - (D), carry these totals to lines 13 - 15)	44	6,397,292.	5,708,561.	688,731.

Joint Costs. Check if you are following SOP 98-2

Are any joint costs from a combined educational campaign and fundraising solicitation reported in (B) Program services? Yes No
 If 'Yes,' enter (i) the aggregate amount of these joint costs \$ _____, (ii) the amount allocated to Program services \$ _____; (iii) the amount allocated to Management and general \$ _____; and (iv) the amount allocated to Fundraising \$ _____

Part III. Statement of Program Service Accomplishments (See the instructions.)

Form 990 is available for public inspection and, for some people, serves as the primary or sole source of information about a particular organization. How the public perceives an organization in such cases may be determined by the information presented on its return. Therefore, please make sure the return is complete and accurate and fully describes, in Part III, the organization's programs and accomplishments.

What is the organization's primary exempt purpose? ▶ <u>PROVIDE SUPPORT TO DEVELOPMENTALLY DISABLED PERSONS</u> All organizations must describe their exempt purpose achievements in a clear and concise manner. State the number of clients served, publications issued, etc. Discuss achievements that are not measurable. (Section 501(c)(3) and (4) organizations and 4947(a)(1) nonexempt charitable trusts must also enter the amount of grants and allocations to others)	Program Service Expenses (Required for 501(c)(3) and (4) organizations and 4947(a)(1) trusts, but optional for others)
a ASSESSMENT, COUNSELING, TREATMENT & REHABILITATION OF PERSONS WITH DISABILITIES ----- ----- ----- (Grants and allocations \$ 0.) If this amount includes foreign grants, check here ▶ <input type="checkbox"/>	5,783,253.
b ----- ----- ----- (Grants and allocations \$) If this amount includes foreign grants, check here ▶ <input type="checkbox"/>	
c ----- ----- ----- (Grants and allocations \$) If this amount includes foreign grants, check here ▶ <input type="checkbox"/>	
d ----- ----- ----- (Grants and allocations \$) If this amount includes foreign grants, check here ▶ <input type="checkbox"/>	
e Other program services (Grants and allocations \$) If this amount includes foreign grants, check here ▶ <input type="checkbox"/>	
f Total of Program Service Expenses (should equal line 44, column (B), Program services) ▶	5,783,253.

Part IV Balance Sheets (See the instructions.)

Note: Where required, attached schedules and amounts within the description column should be for end-of-year amounts only

		(A) Beginning of year		(B) End of year	
ASSETS	45 Cash – non-interest-bearing	175,628.	45	69,125.	
	46 Savings and temporary cash investments		46		
	47a Accounts receivable	592,761.			
	b Less: allowance for doubtful accounts		47c	592,761.	
	48a Pledges receivable				
	b Less: allowance for doubtful accounts		48c		
	49 Grants receivable	0.	49		
	50a Receivables from current and former officers, directors, trustees, and key employees (attach schedule)		50a		
	b Receivables from other disqualified persons (as defined under section 4958(f)(1)) and persons described in section 4958(c)(3)(B) (attach schedule)		50b		
	51a Other notes and loans receivable (attach schedule)				
	b Less: allowance for doubtful accounts		51c		
	52 Inventories for sale or use		52		
	53 Prepaid expenses and deferred charges	12,823.	53	17,701.	
	54a Investments – publicly-traded securities		54a		
	b Investments – other securities (attach sch)		54b		
55a Investments – land, buildings, & equipment basis					
b Less accumulated depreciation (attach schedule)		55c			
56 Investments – other (attach schedule)		56			
57a Land, buildings, and equipment basis	2,857,702.				
b Less accumulated depreciation (attach schedule)	1,227,700.	1,557,428.	57c	1,630,002.	
58 Other assets, including program-related investments (describe ▶ _____)			58		
59 Total assets (must equal line 74) Add lines 45 through 58		2,422,125.	59	2,309,589.	
LIABILITIES	60 Accounts payable and accrued expenses	417,765.	60	324,628.	
	61 Grants payable		61		
	62 Deferred revenue		62		
	63 Loans from officers, directors, trustees, and key employees (attach schedule)		63		
	64a Tax-exempt bond liabilities (attach schedule)		64a		
	b Mortgages and other notes payable (attach schedule)	739,820.	64b	805,839.	
	65 Other liabilities (describe ▶ _____)		65		
66 Total liabilities. Add lines 60 through 65		1,157,585.	66	1,130,467.	
NET ASSETS OR FUND BALANCES	Organizations that follow SFAS 117, check here <input checked="" type="checkbox"/> and complete lines 67 through 69 and lines 73 and 74.				
	67 Unrestricted	1,243,999.	67	1,103,830.	
	68 Temporarily restricted	20,541.	68	75,292.	
	69 Permanently restricted		69		
	Organizations that do not follow SFAS 117, check here <input type="checkbox"/> and complete lines 70 through 74				
	70 Capital stock, trust principal, or current funds		70		
	71 Paid-in or capital surplus, or land, building, and equipment fund		71		
	72 Retained earnings, endowment, accumulated income, or other funds		72		
	73 Total net assets or fund balances. Add lines 67 through 69 or lines 70 through 72 (Column (A) must equal line 19 and column (B) must equal line 21)		1,264,540.	73	1,179,122.
	74 Total liabilities and net assets/fund balances. Add lines 66 and 73		2,422,125.	74	2,309,589.

Part IV-A Reconciliation of Revenue per Audited Financial Statements with Revenue per Return (See the instructions.)

a	Total revenue, gains, and other support per audited financial statements		a	6,331,815.
b	Amounts included on line a but not on Part I, line 12:			
	1 Net unrealized gains on investments	b1		
	2 Donated services and use of facilities	b2		
	3 Recoveries of prior year grants	b3		
	4 Other (specify):	b4		
	Add lines b1 through b4		b	
c	Subtract line b from line a		c	6,331,815.
d	Amounts included on Part I, line 12, but not on line a:			
	1 Investment expenses not included on Part I, line 6b	d1		
	2 Other (specify): <u>SEE ATTACHMENT</u>	d2		54,751.
	Add lines d1 and d2		d	54,751.
e	Total revenue (Part I, line 12). Add lines c and d		e	6,386,566.

Part IV-B Reconciliation of Expenses per Audited Financial Statements with Expenses per Return

a	Total expenses and losses per audited financial statements		a	6,471,984.
b	Amounts included on line a but not on Part I, line 17:			
	1 Donated services and use of facilities	b1		
	2 Prior year adjustments reported on Part I, line 20	b2		
	3 Losses reported on Part I, line 20	b3		
	4 Other (specify):	b4		
	Add lines b1 through b4		b	
c	Subtract line b from line a		c	6,471,984.
d	Amounts included on Part I, line 17, but not on line a:			
	1 Investment expenses not included on Part I, line 6b	d1		
	2 Other (specify):	d2		
	Add lines d1 and d2		d	
e	Total expenses (Part I, line 17). Add lines c and d		e	6,471,984.

Part V-A Current Officers, Directors, Trustees, and Key Employees (List each person who was an officer, director, trustee, or key employee at any time during the year even if they were not compensated.) (See the instructions.)

(A) Name and address	(B) Title and average hours per week devoted to position	(C) Compensation (if not paid, enter -0-)	(D) Contributions to employee benefit plans and deferred compensation plans	(E) Expense account and other allowances
JHAN HURN 2818 JEFFERSON JOPLIN, MO 64801	PRESIDENT 40.00	103,319.	7,800.	0.

Part VI Other Information (continued)		Yes	No
82 a	Did the organization receive donated services or the use of materials, equipment, or facilities at no charge or at substantially less than fair rental value?		X
b	If 'Yes,' you may indicate the value of these items here. Do not include this amount as revenue in Part I or as an expense in Part II. (See instructions in Part III.)		
82 b			
83 a	Did the organization comply with the public inspection requirements for returns and exemption applications?	X	
b	Did the organization comply with the disclosure requirements relating to <i>quid pro quo</i> contributions?	X	
83 b			
84 a	Did the organization solicit any contributions or gifts that were not tax deductible?		X
b	If 'Yes,' did the organization include with every solicitation an express statement that such contributions or gifts were not tax deductible?		
84 b			
85 a	501(c)(4), (5), or (6). Were substantially all dues nondeductible by members?	N/A	
b	Did the organization make only in-house lobbying expenditures of \$2,000 or less?	N/A	
If 'Yes' was answered to either 85a or 85b, do not complete 85c through 85h below unless the organization received a waiver for proxy tax owed for the prior year.			
c	Dues, assessments, and similar amounts from members	N/A	
85 c			
d	Section 162(e) lobbying and political expenditures	N/A	
85 d			
e	Aggregate nondeductible amount of section 6033(e)(1)(A) dues notices	N/A	
85 e			
f	Taxable amount of lobbying and political expenditures (line 85d less 85e)	N/A	
85 f			
g	Does the organization elect to pay the section 6033(e) tax on the amount on line 85f?	N/A	
85 g			
h	If section 6033(e)(1)(A) dues notices were sent, does the organization agree to add the amount on line 85f to its reasonable estimate of dues allocable to nondeductible lobbying and political expenditures for the following tax year?	N/A	
85 h			
86	501(c)(7) organizations. Enter: a Initiation fees and capital contributions included on line 12	N/A	
86 a			
b	Gross receipts, included on line 12, for public use of club facilities	N/A	
86 b			
87	501(c)(12) organizations. Enter: a Gross income from members or shareholders	N/A	
87 a			
b	Gross income from other sources. (Do not net amounts due or paid to other sources against amounts due or received from them)	N/A	
87 b			
88 a	At any time during the year, did the organization own a 50% or greater interest in a taxable corporation or partnership, or an entity disregarded as separate from the organization under Regulations sections 301.7701-2 and 301.7701-3? If 'Yes,' complete Part IX		X
88 a			
b	At any time during the year, did the organization, directly or indirectly, own a controlled entity within the meaning of section 512(b)(13)? If 'Yes,' complete Part XI		X
88 b			
89 a	501(c)(3) organizations. Enter: Amount of tax imposed on the organization during the year under: section 4911 ▶ 0. , section 4912 ▶ 0. , section 4955 ▶ 0.		
b	501(c)(3) and 501(c)(4) organizations. Did the organization engage in any section 4958 excess benefit transaction during the year or did it become aware of an excess benefit transaction from a prior year? If 'Yes,' attach a statement explaining each transaction		X
89 b			
c	Enter. Amount of tax imposed on the organization managers or disqualified persons during the year under sections 4912, 4955, and 4958 ▶ 0.		
d	Enter: Amount of tax on line 89c, above, reimbursed by the organization ▶		
e	All organizations. At any time during the tax year, was the organization a party to a prohibited tax shelter transaction?		X
89 e			
f	All organizations. Did the organization acquire a direct or indirect interest in any applicable insurance contract?		X
89 f			
g	For supporting organizations and sponsoring organizations maintaining donor advised funds. Did the supporting organization, or a fund maintained by a sponsoring organization, have excess business holdings at any time during the year?		X
89 g			
90 a	List the states with which a copy of this return is filed ▶		
b	Number of employees employed in the pay period that includes March 12, 2007 (See instructions)	90 b	212
91 a	The books are in care of ▶ DEREK COLE Telephone number ▶ (417) 624-4515 Located at ▶ 2312 ANNIE BAXTER AVE., JOPLIN MO ZIP + 4 ▶ 64804		
b	At any time during the calendar year, did the organization have an interest in or a signature or other authority over a financial account in a foreign country (such as a bank account, securities account, or other financial account)? If 'Yes,' enter the name of the foreign country ▶	91 b	X
See the instructions for exceptions and filing requirements for Form TD F 90-22.1, Report of Foreign Bank and Financial Accounts			

Part VI Other Information (continued)

c At any time during the calendar year, did the organization maintain an office outside of the United States? 91c Yes No
 If 'Yes,' enter the name of the foreign country _____

92 Section 4947(a)(1) nonexempt charitable trusts filing Form 990 in lieu of Form 1041 - Check here and enter the amount of tax-exempt interest received or accrued during the tax year 92

Part VII Analysis of Income-Producing Activities (See the instructions.)

Note: Enter gross amounts unless otherwise indicated

	Unrelated business income		Excluded by section 512, 513, or 514		(E) Related or exempt function income
	(A) Business code	(B) Amount	(C) Exclusion code	(D) Amount	
93 Program service revenue					
a <u>GROUP HOMES</u>					1,396,411.
b <u>RESIDENT ASSISTANCE</u>					284,637.
c <u>INDEPENDANT SUPPORTED LIVING</u>					1,981,836.
d <u>SENIOR SERVICES</u>					0.
e See Program Service Revenue Stmt					1,879,681.
f Medicare/Medicaid payments					
g Fees & contracts from government agencies					
94 Membership dues and assessments					
95 Interest on savings & temporary cash invmnts					
96 Dividends & interest from securities					
97 Net rental income or (loss) from real estate					
a debt-financed property					
b not debt-financed property					
98 Net rental income or (loss) from pers prop					
99 Other investment income					
100 Gain or (loss) from sales of assets other than inventory					2,050.
101 Net income or (loss) from special events					
102 Gross profit or (loss) from sales of inventory					
103 Other revenue: a _____					
b <u>MISCELLANEOUS</u>					86,188.
c _____					
d _____					
e _____					
104 Subtotal (add columns (B), (D), and (E))					5,630,803.
105 Total (add line 104, columns (B), (D), and (E))					5,630,803.

Note: Line 105 plus line 1e, Part I, should equal the amount on line 12, Part I.

Part VIII Relationship of Activities to the Accomplishment of Exempt Purposes (See the instructions.)

Line No. Explain how each activity for which income is reported in column (E) of Part VII contributed importantly to the accomplishment of the organization's exempt purposes (other than by providing funds for such purposes)

ALL THE ABOVE ACTIVITIES ACCOMPLISH THE EXEMPT PURPOSE OF THE ORGANIZATION BY PROVIDING GROUP HOMES FOR DEVELOPMENTALLY DISABLED INDIVIDUALS, PROVIDING A DAY HABILITATION PROGRAM, PRE-VOCATIONAL TRAINING,
 See Relationship of Activities to the Accomplishment of Exempt Purposes Statement

Part IX Information Regarding Taxable Subsidiaries and Disregarded Entities (See the instructions.) N/A

(A) Name, address, and EIN of corporation, partnership, or disregarded entity	(B) Percentage of ownership interest	(C) Nature of activities	(D) Total income	(E) End-of-year assets
	%			
	%			
	%			
	%			

Part X Information Regarding Transfers Associated with Personal Benefit Contracts (See the instructions.)

a Did the organization, during the year, receive any funds, directly or indirectly, to pay premiums on a personal benefit contract? Yes No

b Did the organization, during the year, pay premiums, directly or indirectly, on a personal benefit contract? Yes No

Note: If 'Yes' to (b), file Form 8870 and Form 4720 (see instructions)

Part XI Information Regarding Transfers To and From Controlled Entities. Complete only if the organization is a controlling organization as defined in section 512(b)(13).

N/A	
Yes	No

106 Did the reporting organization make any transfers to a controlled entity as defined in section 512(b)(13) of the Code? If 'Yes,' complete the schedule below for each controlled entity

	(A) Name, address, of each controlled entity	(B) Employer Identification Number	(C) Description of transfer	(D) Amount of transfer
a	-----			
b	-----			
c	-----			
Totals				



Yes	No
-----	----

107 Did the reporting organization receive any transfers from a controlled entity as defined in section 512(b)(13) of the Code? If 'Yes,' complete the schedule below for each controlled entity

	(A) Name, address, of each controlled entity	(B) Employer Identification Number	(C) Description of transfer	(D) Amount of transfer
a	-----			
b	-----			
c	-----			
Totals				

Yes	No
-----	----

108 Did the organization have a binding written contract in effect on August 17, 2006, covering the interest, rents, royalties, and annuities described in question 107 above?

Please Sign Here	Under penalties of perjury, I declare that I have examined this return, including accompanying schedules and statements, and to the best of my knowledge and belief, it is true, correct, and complete. Declaration of preparer (other than officer) is based on all information of which preparer has any knowledge.			
	Signature of officer: 		Date: 2/19/09	
Paid Preparer's Use Only	Type or print name and title: Derek Cole CFO			
	Preparer's signature: 	Date: 02/02/09	Check if self-employed: <input type="checkbox"/>	Preparer's SSN or PTIN (See General Instruction X)
	Firm's name (or yours if self-employed), address, and ZIP + 4: MENSE CHURCHWELL MENSE PC 427 S WALL AVE JOPLIN MO 64801-2521		EIN: 43-1581792	Phone no: (417) 623-2505

BAA

SCHEDULE A
(Form 990 or 990-EZ)

**Organization Exempt Under
Section 501(c)(3)**

OMB No 1545-0047

(Except Private Foundation) and Section 501(e), 501(f), 501(k),
501(n), or 4947(a)(1) Nonexempt Charitable Trust

2007

Department of the Treasury
Internal Revenue Service

Supplementary Information — (See separate instructions.)

▶ **MUST be completed by the above organizations and attached to their Form 990 or 990-EZ.**

Name of the organization

JASPER COUNTY SHELTERED FACILITIES ASSOCIATION, INC.

Employer identification number

43-1121898

Part I Compensation of the Five Highest Paid Employees Other Than Officers, Directors, and Trustees
(See instructions. List each one. If there are none, enter 'None.')

(a) Name and address of each employee paid more than \$50,000	(b) Title and average hours per week devoted to position	(c) Compensation	(d) Contributions to employee benefit plans and deferred compensation	(e) Expense account and other allowances
<u>SARAH PARKER</u> <u>3215 HIGHLAND</u> <u>JOPLIN, MO 64804</u>	<u>FIRST STEPS</u> 40.00	53,000.	650.	0.
<u>RHONDA GORHAM</u> <u>8467 DYLAN LANE</u> <u>JOPLIN, MO 64804</u>	<u>COMMUNITY SERVICES</u> 40.00	59,370.	3,640.	0.
<u>THERESA MORGAN</u> <u>5374 OLD 60 DRIVE</u> <u>SENECA, MO 64865</u>	<u>QUALITY ASSURANCE</u> 40.00	72,790.	2,600.	0.
<u>DEREK COLE</u> <u>310 TEE LANE</u> <u>CARL JUNCTION MO 64834</u>	<u>CONTROLLER</u> 40.00	80,845.	2,600.	0.

Total number of other employees paid over \$50,000 ▶	5			

Part II - A Compensation of the Five Highest Paid Independent Contractors for Professional Services
(See instructions. List each one (whether individuals or firms). If there are none, enter 'None.')

(a) Name and address of each independent contractor paid more than \$50,000	(b) Type of service	(c) Compensation
<u>NONE</u> -----		

Total number of others receiving over \$50,000 for professional services ▶	None	

Part II - B Compensation of the Five Highest Paid Independent Contractors for Other Services
(List each contractor who performed services other than professional services, whether individuals or firms. If there are none, enter 'None.' See instructions.)

(a) Name and address of each independent contractor paid more than \$50,000	(b) Type of service	(c) Compensation
<u>N/A</u> -----		

Total number of other contractors receiving over \$50,000 for other services ▶	None	

Part III Statements About Activities (See instructions)

	Yes	No
1 During the year, has the organization attempted to influence national, state, or local legislation, including any attempt to influence public opinion on a legislative matter or referendum? If 'Yes,' enter the total expenses paid or incurred in connection with the lobbying activities ▶ \$ _____ (Must equal amounts on line 38, Part VI-A, or line i of Part VI-B.)		X
Organizations that made an election under section 501(h) by filing Form 5768 must complete Part VI-A. Other organizations checking 'Yes' must complete Part VI-B AND attach a statement giving a detailed description of the lobbying activities		
2 During the year, has the organization, either directly or indirectly, engaged in any of the following acts with any substantial contributors, trustees, directors, officers, creators, key employees, or members of their families, or with any taxable organization with which any such person is affiliated as an officer, director, trustee, majority owner, or principal beneficiary? (If the answer to any question is 'Yes,' attach a detailed statement explaining the transactions)		
a Sale, exchange, or leasing of property?		X
b Lending of money or other extension of credit?		X
c Furnishing of goods, services, or facilities?		X
d Payment of compensation (or payment or reimbursement of expenses if more than \$1,000)?		X
e Transfer of any part of its income or assets?		X
3 a Did the organization make grants for scholarships, fellowships, student loans, etc? (If 'Yes,' attach an explanation of how the organization determines that recipients qualify to receive payments)		X
b Did the organization have a section 403(b) annuity plan for its employees?	X	
c Did the organization receive or hold an easement for conservation purposes, including easements to preserve open space, the environment, historic land areas or historic structures? If 'Yes,' attach a detailed statement		X
d Did the organization provide credit counseling, debt management, credit repair, or debt negotiation services?		X
4 a Did the organization maintain any donor advised funds? If 'Yes,' complete lines 4b through 4g If 'No,' complete lines 4f and 4g		X
b Did the organization make any taxable distributions under section 4966?		X
c Did the organization make a distribution to a donor, donor advisor, or related person?		X
d Enter the total number of donor advised funds owned at the end of the tax year ▶ _____		
e Enter the aggregate value of assets held in all donor advised funds owned at the end of the tax year ▶ _____		
f Enter the total number of separate funds or accounts owned at the end of the tax year (excluding donor advised funds included on line 4d) where donors have the right to provide advice on the distribution or investment of amounts in such funds or accounts ▶ _____		0
g Enter the aggregate value of assets held in all funds or accounts included on line 4f at the end of the tax year ▶ _____		0

Part IV Reason for Non-Private Foundation Status (See instructions.)

I certify that the organization is not a private foundation because it is: (Please check only **ONE** applicable box)

- 5 A church, convention of churches, or association of churches. Section 170(b)(1)(A)(i)
- 6 A school. Section 170(b)(1)(A)(ii) (Also complete Part V)
- 7 A hospital or a cooperative hospital service organization. Section 170(b)(1)(A)(iii)
- 8 A federal, state, or local government or governmental unit Section 170(b)(1)(A)(v).
- 9 A medical research organization operated in conjunction with a hospital Section 170(b)(1)(A)(iii). Enter the hospital's name, city, and state ▶ -----
- 10 An organization operated for the benefit of a college or university owned or operated by a governmental unit Section 170(b)(1)(A)(iv). (Also complete the **Support Schedule** in Part IV-A)
- 11 a An organization that normally receives a substantial part of its support from a governmental unit or from the general public. Section 170(b)(1)(A)(vi) (Also complete the **Support Schedule** in Part IV-A.)
- 11 b A community trust Section 170(b)(1)(A)(vi) (Also complete the **Support Schedule** in Part IV-A)
- 12 An organization that normally receives (1) more than 33-1/3% of its support from contributions, membership fees, and gross receipts from activities related to its charitable, etc, functions – subject to certain exceptions, and (2) no more than 33-1/3% of its support from gross investment income and unrelated business taxable income (less section 511 tax) from businesses acquired by the organization after June 30, 1975 See section 509(a)(2). (Also complete the **Support Schedule** in Part IV-A)
- 13 An organization that is not controlled by any disqualified persons (other than foundation managers) and otherwise meets the requirements of section 509(a)(3) Check the box that describes the type of supporting organization: ▶
 Type I Type II Type III-Functionally Integrated Type III-Other

Provide the following information about the supported organizations. (See instructions)

(a) Name(s) of supported organization(s)	(b) Employer identification number (EIN)	(c) Type of organization (described in lines 5 through 12 above or IRC section)	(d) Is the supported organization listed in the supporting organization's governing documents?		(e) Amount of support
			Yes	No	
Total					▶

- 14 An organization organized and operated to test for public safety Section 509(a)(4) (See instructions)

Part IV-A Support Schedule (Complete only if you checked a box on line 10, 11, or 12.) *Use cash method of accounting.*

Note: You may use the worksheet in the instructions for converting from the accrual to the cash method of accounting.

Calendar year (or fiscal year beginning in) ...	(a) 2006	(b) 2005	(c) 2004	(d) 2003	(e) Total
15 Gifts, grants, and contributions received. (Do not include unusual grants. See line 28.)	741,444.	382,249.	261,563.	285,338.	1,670,594.
16 Membership fees received.					
17 Gross receipts from admissions, merchandise sold or services performed, or furnishing of facilities in any activity that is related to the organization's charitable, etc., purpose.					
18 Gross income from interest, dividends, amts rec'd from payments on securities loans (sec 512(a)(5)), rents, royalties, income from similar sources, and unrelated business taxable income (less sec. 511 taxes) from businesses acquired by the organization after June 30, 1975.	0.	15,400.	21,900.	21,900.	59,200.
19 Net income from unrelated business activities not included in line 18.					
20 Tax revenues levied for the organization's benefit and either paid to it or expended on its behalf.	308,841.	215,152.	314,535.	204,245.	1,042,773.
21 The value of services or facilities furnished to the organization by a governmental unit without charge. Do not include the value of services or facilities generally furnished to the public without charge.					
22 Other income. Attach a schedule. Do not include gain or (loss) from sale of capital assets. See L-22 Stmt.	5,328,679.	4,663,728.	4,499,553.	3,822,341.	18,314,301.
23 Total of lines 15 through 22.	6,378,964.	5,276,529.	5,097,551.	4,333,824.	21,086,868.
24 Line 23 minus line 17.	6,378,964.	5,276,529.	5,097,551.	4,333,824.	21,086,868.
25 Enter 1% of line 23.	63,790.	52,765.	50,976.	43,338.	
26 Organizations described on lines 10 or 11:					
a Enter 2% of amount in column (e), line 24.					26a 421,737.
b Prepare a list for your records to show the name of and amount contributed by each person (other than a governmental unit or publicly supported organization) whose total gifts for 2003 through 2006 exceeded the amount shown in line 26a. Do not file this list with your return. Enter the total of all these excess amounts.					26b
c Total support for section 509(a)(1) test. Enter line 24, column (e).					26c 21,086,868.
d Add: Amounts from column (e) for lines	18 59,200.	19			26d 18,373,501.
22 18,314,301.	26b				
e Public support (line 26c minus line 26d total)					26e 2,713,367.
f Public support percentage (line 26e (numerator) divided by line 26c (denominator))					26f 12.87 %
27 Organizations described on line 12:					
a For amounts included in lines 15, 16, and 17 that were received from a 'disqualified person,' prepare a list for your records to show the name of, and total amounts received in each year from, each 'disqualified person.' Do not file this list with your return. Enter the sum of such amounts for each year:	(2006) _____	(2005) _____	(2004) _____	(2003) _____	
b For any amount included in line 17 that was received from each person (other than 'disqualified persons'), prepare a list for your records to show the name of, and amount received for each year, that was more than the larger of (1) the amount on line 25 for the year or (2) \$5,000. (Include in the list organizations described in lines 5 through 11b, as well as individuals.) Do not file this list with your return. After computing the difference between the amount received and the larger amount described in (1) or (2), enter the sum of these differences (the excess amounts) for each year:	(2006) _____	(2005) _____	(2004) _____	(2003) _____	
c Add: Amounts from column (e) for lines	15 _____	16 _____			27c _____
17 _____	20 _____	21 _____			27d _____
d Add: Line 27a total _____ and line 27b total _____					27e _____
e Public support (line 27c total minus line 27d total)					27f _____
f Total support for section 509(a)(2) test: Enter amount from line 23, column (e)					27g _____ %
g Public support percentage (line 27e (numerator) divided by line 27f (denominator))					27h _____ %
h Investment income percentage (line 18, column (e) (numerator) divided by line 27f (denominator))					

28 Unusual Grants: For an organization described in line 10, 11, or 12 that received any unusual grants during 2003 through 2006, prepare a list for your records to show, for each year, the name of the contributor, the date and amount of the grant, and a brief description of the nature of the grant. Do not file this list with your return. Do not include these grants in line 15.

Part V Private School Questionnaire (See instructions.)

(To be completed ONLY by schools that checked the box on line 6 in Part IV)

		N/A	Yes	No
29	Does the organization have a racially nondiscriminatory policy toward students by statement in its charter, bylaws, other governing instrument, or in a resolution of its governing body?			
30	Does the organization include a statement of its racially nondiscriminatory policy toward students in all its brochures, catalogues, and other written communications with the public dealing with student admissions, programs, and scholarships?			
31	Has the organization publicized its racially nondiscriminatory policy through newspaper or broadcast media during the period of solicitation for students, or during the registration period if it has no solicitation program, in a way that makes the policy known to all parts of the general community it serves? If 'Yes,' please describe; if 'No,' please explain (If you need more space, attach a separate statement)			
32	Does the organization maintain the following			
a	Records indicating the racial composition of the student body, faculty, and administrative staff?			
b	Records documenting that scholarships and other financial assistance are awarded on a racially nondiscriminatory basis?			
c	Copies of all catalogues, brochures, announcements, and other written communications to the public dealing with student admissions, programs, and scholarships?			
d	Copies of all material used by the organization or on its behalf to solicit contributions?			
	If you answered 'No' to any of the above, please explain. (If you need more space, attach a separate statement.)			
33	Does the organization discriminate by race in any way with respect to.			
a	Students' rights or privileges?			
b	Admissions policies?			
c	Employment of faculty or administrative staff?			
d	Scholarships or other financial assistance?			
e	Educational policies?			
f	Use of facilities?			
g	Athletic programs?			
h	Other extracurricular activities?			
	If you answered 'Yes' to any of the above, please explain (If you need more space, attach a separate statement.)			
34a	Does the organization receive any financial aid or assistance from a governmental agency?			
b	Has the organization's right to such aid ever been revoked or suspended? If you answered 'Yes' to either 34a or b, please explain using an attached statement			
35	Does the organization certify that it has complied with the applicable requirements of sections 4 01 through 4 05 of Rev Proc 75-50, 1975-2 C B. 587, covering racial nondiscrimination? If 'No,' attach an explanation			

Part VI-A Lobbying Expenditures by Electing Public Charities (See instructions.)
 (To be completed **ONLY** by an eligible organization that filed Form 5768)

N/A

Check **a** if the organization belongs to an affiliated group. Check **b** if you checked 'a' and 'limited control' provisions apply.

Limits on Lobbying Expenditures

(The term 'expenditures' means amounts paid or incurred)

		(a) Affiliated group totals	(b) To be completed for all electing organizations
36 Total lobbying expenditures to influence public opinion (grassroots lobbying)	36		
37 Total lobbying expenditures to influence a legislative body (direct lobbying)	37		
38 Total lobbying expenditures (add lines 36 and 37)	38		
39 Other exempt purpose expenditures	39		
40 Total exempt purpose expenditures (add lines 38 and 39)	40		
41 Lobbying nontaxable amount Enter the amount from the following table –			
If the amount on line 40 is –	The lobbying nontaxable amount is –		
Not over \$500,000	20% of the amount on line 40		
Over \$500,000 but not over \$1,000,000	\$100,000 plus 15% of the excess over \$500,000		
Over \$1,000,000 but not over \$1,500,000	\$175,000 plus 10% of the excess over \$1,000,000	41	
Over \$1,500,000 but not over \$17,000,000	\$225,000 plus 5% of the excess over \$1,500,000		
Over \$17,000,000	\$1,000,000		
42 Grassroots nontaxable amount (enter 25% of line 41)	42		
43 Subtract line 42 from line 36 Enter -0- if line 42 is more than line 36	43		
44 Subtract line 41 from line 38 Enter -0- if line 41 is more than line 38	44		
Caution: If there is an amount on either line 43 or line 44, you must file Form 4720.			

4 -Year Averaging Period Under Section 501(h)

(Some organizations that made a section 501(h) election do not have to complete all of the five columns below.
 See the instructions for lines 45 through 50.)

Calendar year (or fiscal year beginning in) ▶	Lobbying Expenditures During 4 -Year Averaging Period				
	(a) 2007	(b) 2006	(c) 2005	(d) 2004	(e) Total
45 Lobbying nontaxable amount					
46 Lobbying ceiling amount (150% of line 45(e))					
47 Total lobbying expenditures					
48 Grassroots non-taxable amount					
49 Grassroots ceiling amount (150% of line 48(e))					
50 Grassroots lobbying expenditures					

Part VI-B Lobbying Activity by Nonelecting Public Charities (See instructions.)
 (For reporting only by organizations that did not complete Part VI-A)

During the year, did the organization attempt to influence national, state or local legislation, including any attempt to influence public opinion on a legislative matter or referendum, through the use of:

- a Volunteers
- b Paid staff or management (Include compensation in expenses reported on lines c through h.)
- c Media advertisements
- d Mailings to members, legislators, or the public
- e Publications, or published or broadcast statements
- f Grants to other organizations for lobbying purposes
- g Direct contact with legislators, their staffs, government officials, or a legislative body
- h Rallies, demonstrations, seminars, conventions, speeches, lectures, or any other means
- i Total lobbying expenditures (add lines c through h.)

Yes	No	Amount
	X	
	X	
	X	
	X	
	X	
	X	
	X	
	X	

If 'Yes' to any of the above, also attach a statement giving a detailed description of the lobbying activities.

Part VII Information Regarding Transfers To and Transactions and Relationships With Noncharitable Exempt Organizations (See instructions)

51 Did the reporting organization directly or indirectly engage in any of the following with any other organization described in section 501(c) of the Code (other than section 501(c)(3) organizations) or in section 527, relating to political organizations?

a Transfers from the reporting organization to a noncharitable exempt organization of:

(i) Cash

(ii) Other assets

b Other transactions

(i) Sales or exchanges of assets with a noncharitable exempt organization

(ii) Purchases of assets from a noncharitable exempt organization

(iii) Rental of facilities, equipment, or other assets

(iv) Reimbursement arrangements

(v) Loans or loan guarantees

(vi) Performance of services or membership or fundraising solicitations

c Sharing of facilities, equipment, mailing lists, other assets, or paid employees

d If the answer to any of the above is 'Yes,' complete the following schedule. Column (b) should always show the fair market value of the goods, other assets, or services given by the reporting organization. If the organization received less than fair market value in any transaction or sharing arrangement, show in column (d) the value of the goods, other assets, or services received.

Table with 3 columns: Question, Yes, No. Rows include 51 a (i), a (ii), b (i), b (ii), b (iii), b (iv), b (v), b (vi), and c.

Table with 4 columns: (a) Line no, (b) Amount involved, (c) Name of noncharitable exempt organization, (d) Description of transfers, transactions, and sharing arrangements.

52 a Is the organization directly or indirectly affiliated with, or related to, one or more tax-exempt organizations described in section 501(c) of the Code (other than section 501(c)(3)) or in section 527?

Yes No

b If 'Yes,' complete the following schedule

Table with 3 columns: (a) Name of organization, (b) Type of organization, (c) Description of relationship.

Application for Extension of Time To File an Exempt Organization Return

Department of the Treasury
Internal Revenue Service

▶ **File a separate application for each return.**

- If you are filing for an **Automatic 3-Month Extension**, complete only **Part I** and check this box
 - If you are filing for an **Additional (Not Automatic) 3-Month Extension**, complete only **Part II** (on page 2 of this form).
- Do not complete Part II unless you have already been granted an automatic 3-month extension on a previously filed Form 8868.**

Part I Automatic 3-Month Extension of Time. Only submit original (no copies needed).

A corporation required to file Form 990-T and requesting an automatic 6-month extension — check this box and complete Part I only

All other corporations (including 1120-C filers), partnerships, REMICS, and trusts must use Form 7004 to request an extension of time to file income tax returns.

Electronic Filing (e-file). Generally, you can electronically file Form 8868 if you want a 3-month automatic extension of time to file one of the returns noted below (6 months for a corporation required to file Form 990-T). However, you cannot file Form 8868 electronically if (1) you want the additional (not automatic) 3-month extension or (2) you file Forms 990-BL, 6069, or 8870, group returns, or a composite or consolidated Form 990-T. Instead, you must submit the fully completed and signed page 2 (Part II) of Form 8868. For more details on the electronic filing of this form, visit www.irs.gov/efile and click on *e-file for Charities & Nonprofits*.

Type or print	Name of Exempt Organization JASPER COUNTY SHELTERED FACILITIES ASSOCIATION, INC.	Employer identification number 43-1121898
File by the due date for filing your return. See instructions.	Number, street, and room or suite number. If a P O box, see instructions 2312 ANNIE BAXTER AVE.	
	City, town or post office, state, and ZIP code. For a foreign address, see instructions JOPLIN MO 64804	

Check type of return to be filed (file a separate application for each return):

<input checked="" type="checkbox"/> Form 990	<input type="checkbox"/> Form 990-T (corporation)	<input type="checkbox"/> Form 4720
<input type="checkbox"/> Form 990-BL	<input type="checkbox"/> Form 990-T (section 401(a) or 408(a) trust)	<input type="checkbox"/> Form 5227
<input type="checkbox"/> Form 990-EZ	<input type="checkbox"/> Form 990-T (trust other than above)	<input type="checkbox"/> Form 6069
<input type="checkbox"/> Form 990-PF	<input type="checkbox"/> Form 1041-A	<input type="checkbox"/> Form 8870

- The books are in the care of ▶ **DEREK COLE**

Telephone No. ▶ **(417) 624-4515** FAX No. ▶ _____

- If the organization does not have an office or place of business in the United States, check this box
- If this is for a Group Return, enter the organization's four digit Group Exemption Number (GEN) _____. If this is for the whole group, check this box . If it is for part of the group, check this box and attach a list with the names and EINs of all members the extension will cover

1 I request an automatic 3-month (6 months for a corporation required to file Form 990-T) extension of time until **Feb 17**, 20 **09**, to file the exempt organization return for the organization named above.
The extension is for the organization's return for:

- ▶ calendar year 20__ or
- ▶ tax year beginning **Jul 1**, 20 **07**, and ending **Jun 30**, 20 **08**.

2 If this tax year is for less than 12 months, check reason: Initial return Final return Change in accounting period

3a If this application is for Form 990-BL, 990-PF, 990-T, 4720, or 6069, enter the tentative tax, less any nonrefundable credits. See instructions	3a	\$	0.
3b If this application is for Form 990-PF or 990-T, enter any refundable credits and estimated tax payments made. Include any prior year overpayment allowed as a credit	3b	\$	0.
3c Balance Due. Subtract line 3b from line 3a. Include your payment with this form, or, if required, deposit with FTD coupon or, if required, by using EFTPS (Electronic Federal Tax Payment System). See instructions	3c	\$	0.

Caution. If you are going to make an electronic fund withdrawal with this Form 8868, see Form 8453-EO and Form 8879-EO for payment instructions.

▶ Attach to return

Name JASPER COUNTY SHELTERED FACILITIES ASSOCIATION, INC.	Employer Identification Number 43-1121898
---	---

Part I, Line 8, Column (A) Securities

Public Securities

Description	Gross Sales Price	Basis	
		Cost	
Publicly Traded Securities		Selling Expenses	
		Basis	

Nonpublic Securities

Description	Date Acquired and Method	Date Sold and to Whom	Gross Sales Price	Cost, other basis or FMV when donated (State which on top)
-----	-----	-----		-----
-----	-----	-----		-----
-----	-----	-----		-----
-----	-----	-----		-----
Total Securities				

Gain or (Loss) from Sale of Securities

Part I, Line 8, Column (B) Other Assets

Description	Date Acquired and Method	Date Sold and to Whom	Gross Sales Price	Cost, other basis or FMV when donated	
<u>99 WHITE DODGE VAN</u>				Cost	18,589.
-----				Depreciation	
-----	<u>07/01/00</u>	<u>06/02/08</u>		Basis	18,589.
	PURCHASE	BOB OWEN AUTO CENT	19,889.	Donation FMV	
<u>2000 RED DODGE VAN</u>				Cost	21,167.
-----				Depreciation	
-----	<u>07/14/01</u>	<u>06/12/08</u>		Basis	21,167.
	PURCHASE	UNITED ACCRS OF S	21,917.	Donation FMV	
-----				Cost	
-----				Depreciation	
-----				Basis	
-----				Donation FMV	
-----				Cost	
-----				Depreciation	
-----				Basis	
-----				Donation FMV	
Total Other Assets			41,806.		39,756.

Gain or (Loss) from Sale of Other Assets **2,050.**

Name as Shown on Return
JASPER COUNTY SHELTERED FACILITIES ASSOCIATION, INC.

Employer Identification No.
43-1121898

Compensation

Name	Chk if a Bus	(A) Total	(B) Program services	(C) Management and general	(D) Fundraising
JHAN HURN	<input type="checkbox"/>	103,319.	0.	103,319.	0.
	<input type="checkbox"/>				
	<input type="checkbox"/>				
	<input type="checkbox"/>				
Total Compensation Received		103,319.	0.	103,319.	0.

Contributions to Employee Benefit Plans & Deferred Compensation Plans

Name	Chk if a Bus	(A) Total	(B) Program services	(C) Management and general	(D) Fundraising
JHAN HURN	<input type="checkbox"/>	7,800.	0.	7,800.	0.
	<input type="checkbox"/>				
	<input type="checkbox"/>				
	<input type="checkbox"/>				
Total Contributions to Employee Benefit Plans & Deferred Compensation Plans		7,800.	0.	7,800.	0.

Expense Account and Other Allowances

Name	Chk if a Bus	(A) Total	(B) Program services	(C) Management and general	(D) Fundraising
JHAN HURN	<input type="checkbox"/>	0.			
	<input type="checkbox"/>				
	<input type="checkbox"/>				
	<input type="checkbox"/>				
Total Expense Account and Other Allowances		0.			
Total to Part II, Line 25a ▶		111,119.	0.	111,119.	0.

Form 990, Page 2, Part II, Line 43

Other Expenses Stmt

	(A) Total	(B) Program services	(C) Management and general	(D) Fundraising
Other expenses not covered above (itemize).				
TRANSPORTATION	362,577.	361,093.	1,484.	0.
OTHER CLIENT SERVICES	11,343.	8,327.	3,016.	0.
MISCELLANEOUS	0.	0.	0.	0.
STAFF TRAINING	14,880.	11,840.	3,040.	0.
QUALITY ASSURANCE LICENSE	16,113.	11,754.	4,359.	0.
Total	404,913.	393,014.	11,899.	0.

Form 990, Page 8, Part VII, Line 93

Program Service Revenue Stmt

	Unrelated business income		Excluded by section 512, 513, or 514		(E) Related or exempt function income
	(A) Business code	(B) Amount	(C) Exclusn code	(D) Amount	
Program service revenue:					
LEISURE & RECREATION					186,314.
FAMILY DIRECTED SUPPORT					364,978.
CLUB ADVANTAGE					7,350.
FIRST STEPS					1,004,742.
SUPPLEMENTAL TRANSPORTATI					36,901.
TRAINING					0.
TEMPORARY CARE					59,130.
RESOURCE DEVELOPMENT					20,736.
FAMILY SOLUTIONS					199,530.
					1,879,681.

Form 990, Page 8, Part VIII

Relationship of Activities to the Accomplishment of Exempt Purposes Statement

Line Number ▼	Explain how each activity for which income is reported in column (E) of Part VII contributed importantly to the accomplishment of the organization's exempt purposes (other than by providing funds for such purposes).
	YEAR ROUND LEISURE PROGRAMS, IN-HOME FAMILY DIRECTED SUPPORT FOR THE DISABLED, SENIOR SERVICES, AND TRANSPORTATION FOR THOSE IN NEED.

Schedule A, Part IV-A, Line 22

Other Income

Description	(a) 2006	(b) 2005	(c) 2004	(d) 2003	(e) Total
SALES OF ASSETS	0.	0.	700.	0.	700.

Schedule A, Part IV-A, Line 22

Continued

Other Income

Description	(a) 2006	(b) 2005	(c) 2004	(d) 2003	(e) Total
PROGRAM SERVICE REVENUE	<u>5,319,775.</u>	<u>4,651,707.</u>	<u>4,099,736.</u>	<u>3,664,303.</u>	<u>17,735,521.</u>
MISCELLANEOUS	<u>8,904.</u>	<u>12,021.</u>	<u>399,117.</u>	<u>158,038.</u>	<u>578,080.</u>
Total	<u><u>5,328,679.</u></u>	<u><u>4,663,728.</u></u>	<u><u>4,499,553.</u></u>	<u><u>3,822,341.</u></u>	<u><u>18,314,301.</u></u>

Supporting Statement of:

Form 990 p 2/Line 36 column (B)

Description	Amount
UTILITIES	52,361.
PLANT COSTS	60,273.
Total	<u>112,634.</u>

Supporting Statement of:

Form 990 p 2/Line 36 column (C)

Description	Amount
UTILITIES	23,537.
PLANT COSTS	11,244.
Total	<u>34,781.</u>

Supporting Statement of:

Form 990 p 4/Line 60, column (A)

Description	Amount
ACCOUNTS PAYABLE	206,546.
ACCURED PAYROLL AND TAXES	211,219.
Total	<u>417,765.</u>

Supporting Statement of:

Form 990 p 4/Line 60, column (B)

Description	Amount
ACCOUNTS PAYABLE	92,907.
ACCURED PAYROLL AND TAXES	231,721.
Total	<u>324,628.</u>

Supporting Statement of:

Form 990 p 4/Line 64b, column (A)

Description	Amount
LINE OF CREDIT; DUE ON DEMAND, OR IF NO DEMAND,	

Continued

Supporting Statement of:

Form 990 p 4/Line 64b, column (A)

Description	Amount
DUE QUARTERLY, INCLUDING INTEREST AT 70% OF THE PRIME RATE, ADJUSTED QUARTERLY, SECURED BY ACCOUNT RECEIVABLE	215,912.
CONSTRUCTION NOTE PAYABLE, \$307,915 AVAILABLE FOR ADVANCE, DUE DECEMBER 4, 2007 INCLUDING INTEREST AT 5.770% OF THE OUTSTANDING PRINCIPLE BALANCE, SECURED BY REAL ESTATE	231,973.
NOTE PAYABLE TO BANK, DUE OCTOBER 25, 2010, PAYABLE \$1,914 MONTHLY INCLUDING INTEREST AT 70% OF THE PRIME RATE, ADJUSTED ANNUALLY, 5.6% AT JUNE 30, 2007, SECURED BY REAL ESTATE	283,630.
CAPITAL LEASE COMMITMENT, 5 YEARS WITH BARGAIN PURCHASE ELEMENT OF \$1 AT LEASE END	8,305.
Total	739,820.

Supporting Statement of:

Form 990 p 4/Line 64b, column (B)

Description	Amount
LINE OF CREDIT; DUE ON DEMAND, OR IF NO DEMAND, DUE QUARTERLY, INCLUDING INTEREST AT 70% OF THE PRIME RATE ADJUSTED QUARTERLY, SECURED BY ACCOUNT RECEIVABLE	209,372.
CONSTRUCTION NOTE PAYABLE, \$307915 AVAILABLE FOR ADVANCE, DUE DECEMBER 4, 2007, INCLUDING VARIABLE INTEREST CURRENTLY AT 3.30% OF THE OUTSTANDING PRINCIPAL BALANCE, SECURED BY REAL ESTATE. THIS LOAN WAS EXTENDED UNTIL COMPLETION OF THE CONSTRUCTION PROJECT.	304,993.
NOTE PAYABLE TO BANK, DUE OCTOBER 25, 2010, PAYABLE \$1914 MONTHLY INCLUDING INTEREST AT 70% OF THE PRIME RATE, ADJUSTED ANNUALLY, 3.5% AT JUNE 30, 2008, SECURED BY REAL ESTATE.	274,474.
CAPITAL LEASE COMMITMENT, 5 YEARS WITH BARGAIN PURCHASE ELEMENT OF \$1 AT LEASE END	17,000.
Total	805,839.

Supporting Statement of:

Form 990 p 5/Part IV-A, Line d(2)

Description	Amount
INCREASE IN TEMPORARILY RESTRICTED NET ASSETS	54,751.
Total	54,751.

Supporting Statement of:

Form 990 p 8/Line 93(E)-6

Description	Amount
FAMILY DIRECTED SUPPORT	11,937.
FAMILY DIRECTED SUPPORT PROGRAM	353,041.
Total	364,978.

**COMMUNITY SUPPORT SERVICES
OF MISSOURI
BOARD OF DIRECTORS INFORMATION
2007 - 2008**

<p>Marsha Wallace, President Empire District Electric P.O. Box 127, 602 Joplin, Joplin, MO 64802 E-mail: mwallace@empiredistrict.com Business: 417/625-5115 Fax: 417/625-5169 Home: 620/231-7905 Cell: 417/850-7926</p>	<p>Kyle Hickam State Farm Ins., 2606 E. 32nd, Joplin, MO 64804 E-mail: kyle.hickam.j136@statefarm.com Business: 417/624-8443 Fax: 417/624-4536 Home: 417/673-9514 Cell: 417/540-3477</p>
<p>Dana Cook, President Elect 812 S. Main. Carthage, MO 64836 E-mail: dcCook@mail.wccards.k12.mo.us Business: 417/673-6050 Fax: 417/673-6051 Home: 417/358-1357 Cell: 417/483-9325</p>	<p>Mike Newman 105 Rocky Circle, Carl Junction, MO 64834 E-mail: mike.newman@leggett.com Business: 417/358-8131 ext. 3703 Fax: 417/358-118 Home: 417/649-6825 Cell: 417/850-3386</p>
<p>Tammy Neil, Secretary 2232 S. Garrison, Carthage, MO 64836 E-mail: Beauneil@aol.com Business: 417/358-8882 Fax: 417/348-4556 Cell: 417/359-6017</p>	<p>Suzanne Brown 1107 Wyandotte St., Seneca, MO 64865 E-mail: sbrown@seneca.k12.mo.us Business: 417/776-3911 Fax: 417/776-2673 Home: 417/776-1872 Cell: 417/621-1198</p>
<p>John Reeve, Treasurer 2209 Bird, Joplin, MO 64804 E-mail: jreeve@swbell.net Business: 417/623-3333 Cell: 417/529-5473 Home: 417/781-7951</p>	<p>Steve Owen 2716 Vermont Avenue, Joplin, MO 64804 E-mail: sowen@bluebottle.com Business: 417/782-4248 Fax: Same Home: Same Cell: 417/439-4248</p>
<p>Nancy Good, Past President Ex Officio The Title Place 408 East 32nd, Joplin, MO 64804 E-mail: ngood@tpw.net Business: 417/623-2961 Fax: 417/625-4034 Home: 417/781-0377 Cell: 417/850-1757</p>	<p>John Lopes First State Bank 802 Main St., Joplin, MO 64801 E-mail: john@fsbj.com Business: 417/623-4811 Fax: 417/625-3664 Home: 417/781-2005</p>
<p>Delmar Haase P.O. Box 435, Carl Junction, MO 64834-0435 E-mail: dhaase@joplin.com Home: 417/649-7292 Cell: 417/437-3402</p>	<p>Jon Tupper, Past President 3730 Ferguson, Joplin, MO 64804 E-mail: jdtop@joplin.com Business: Game Tech Home: 417/781-0090 Cell: 417/439-8605 Fax</p>
<p>Hal Roper 4 Timber Run, Joplin, MO 64804 E-mail: hroper@roperpontiac.com Business: 417/439-5525 Fax: 417/625-5537 Home: 417/623-2329 Cell: 417/439-5525</p>	<p>Shynda Miles 1430 Young Circle, Raymore, MO 64083 E-mail: milesshyn@aol.com Business: N/A Fax: N/A Home: 816/331-3243 Cell: 417/434-0038</p>

Community Support Services
 Depreciation Expense [Depreciation]
 GAAP

PBC
1310/2

For the Period June 1, 2008 to June 30, 2008 (By Asset Class)

Asset ID	Placed in Service	Depr Meth/Conv	Life Yr Mo	Book Cost	Depreciation This Period	YEAR TO DATE			Net Additions Deletions	Ending Accum Depr
						Beginning Accum Depr	Current Depreciation	Net Sec 179/179A		
<i>lass: 1210</i>										
10003	LOT CARTHAGE GH									
	04/22/1980	None	0 0	11,795	0	0	0	0	0	0
10004	LOT ROUTE 10									
	12/21/1981	None	0 0	10,000	0	0	0	0	0	0
10006	LOT 1923 WYNWOOD									
	09/30/1991	None	0 0	13,393	0	0	0	0	0	0
10297	LOT 2929 HICKORY									
	11/01/2001	None	0 0	25,796	0	0	0	0	0	0
10382	LOT CARL JUNCTION									
	05/01/2004	None	0 0	30,360	0	0	0	0	0	0
<i>ubtotal: 1210 (5)</i>				91,344	T/B	0	0	0	0	0
<i>lass: 1212</i>										
10008	BLDG-ALCOTT CENTER									
	07/01/1985	SL100FM	30 0	88,184	245	64,664	2,939	0	0	67,603
<i>ubtotal 1212 (1)</i>				88,184	T/B	245	64,664	2,939	0	67,603
<i>lass: 1214</i>										
10005	MOTOR FOR CONDENSOR									
	08/06/1999	SL100FM	2 0	895	0	895	0	0	0	895
10012	INSULATION									
	05/28/1987	SL100FM	30 0	2,358	7	1,583	79	0	0	1,662
10013	SIDEWALK/CURB/DRIVE									
	09/01/1986	SL100FM	10 0	2,263	0	2,263	0	0	0	2,263
10014	ELECTRICAL IMPROVEME									
	09/01/1986	SL100FM	30 0	923	3	643	31	0	0	674
10015	GYM SOUND PANELS									
	07/24/1998	SL100FM	3 0	919	0	919	0	0	0	919
10016	REMODEL EOP & STORAGE									
	06/11/1987	SL100FM	30 0	2,446	7	1,643	82	0	0	1,724
10017	PLUMB/ELECT/IMPV-MUL									
	02/29/1988	SL100FM	10 0	995	0	995	0	0	0	995
10019	IMPROVEMENTS									
	01/30/1988	SL100FM	10 0	811	0	811	0	0	0	811
10021	WEST WALKWAY COVER									
	04/03/1988	SL100FM	10 0	1,838	0	1,838	0	0	0	1,838
10022	DRIVEWAY									
	04/26/1988	SL100FM	10 0	765	0	765	0	0	0	765
10023	SPELLMAN									
	07/10/1988	SL100FM	10 0	590	0	590	0	0	0	590
10024	BUS OFFICE PARTITION									
	05/31/1989	SL100FM	10 0	1,078	0	1,070	0	0	0	1,070
10025	NEW BDRM/HOME MGMT R									
	12/31/1989	SL100FM	10 0	9,699	0	9,624	0	0	0	9,624
10026	EXEC DIR OFFICE									
	06/30/1990	SL100FM	10 0	1,250	0	1,250	0	0	0	1,250
10027	OFFICE REMODELING									
	07/31/1990	SL100FM	10 0	12,696	0	12,593	0	0	0	12,593
10028	DAY HAB CENTER REMOD									
	12/31/1990	SL100FM	10 0	7,534	0	7,472	0	0	0	7,472
10029	TABLE									
	03/02/1982	SL100FM	10 0	300	0	300	0	0	0	300
10030	3 ENTRANCE DOORS									
	11/30/1996	SL100FM	7 0	5,573	0	5,573	0	0	0	5,573
10042	KIRSCH METAL BLINDS									
	07/22/1997	SL100FM	5 0	3,207	0	3,207	0	0	0	3,207
10079	WET-JET ROOF MATERIA									
	10/11/1999	SL100FM	4 0	5,403	0	5,403	0	0	0	5,403
10102	AIR COND COMPRESSOR									
	07/21/2000	SL100FM	3 0	4,349	0	4,349	0	0	0	4,349
10109	CHIMNEY CAP									
	11/24/1999	SL100FM	4 0	450	0	450	0	0	0	450
	ROOF WHITE FLASHING									
	11/24/1999	SL100FM	4 0	3,850	0	3,850	0	0	0	3,850

R - Recalculated

Asset ID	Placed in Service	Depr Meth/Conv	Life Yr Mo	Book Cost	Depreciation This Period	YEAR TO DATE			Net Additions Deletions	Ending Accum Depr
						Beginning Accum Depr	Current Depreciation	Net Sec 179/179A		
<i>Class 1214</i>										
10175	REPAIR BOILER FLUE									
	12/01/1999	SL100FM	2 0	602	0	602	0	0	0	602
	NEW BOILER - ALCOTT									
	01/21/1998	SL100FM	8 0	35,485	0	35,485	0	0	0	35,485
	Roof Repairs									
	08/05/1993	SL100FM	10 0	5,048	0	4,728	0	0	0	4,728
10282	BATHRM ALCOTT DNSTRS									
	08/31/2001	SL100FM	2 0	2,024	0	2,024	0	0	0	2,024
10309	FIRE ALARM ALCOTT									
	04/01/2002	SL100FM	10 0	4,699	39	2,468	470	0	0	2,938
10310	Pave Dvne handicap									
	05/01/2002	SL100FM	10 0	3,097	26	1,601	310	0	0	1,911
10313	HANDRAILS EAST & WEST									
	07/01/2002	SL100FM	10 0	4,226	35	2,114	423	0	0	2,536
10322	MEN BATHROOM DNTSTRS									
	10/01/2002	SL100FM	10 0	7,631	64	3,624	763	0	0	4,387
10343	ALCOTT ROOF									
	05/01/2003	SL100FM	10 0	35,400	295	14,750	3,540	0	0	18,290
10356	CONFERENCE RM CARPET									
	10/01/2003	SL100FM	3 0	1,180	0	1,180	0	0	0	1,180
10368	ALCOTT GYM CARPE									
	02/01/2004	SL100FM	3 0	2,290	0	2,290	0	0	0	2,290
10372	ALCOTT CARPET ETC									
	04/01/2004	SL100FM	5 0	4,766	79	3,097	953	0	0	4,051
10383	ALCOTT CARPET ADMIN									
	07/01/2004	SL100FM	5 0	1,285	21	771	257	0	0	1,028
10388	ALCOTT CEILING C M									
	08/01/2004	SL100FM	5 0	418	7	244	84	0	0	328
10391	ALCOTT CARPET ADMIN									
	09/01/2004	SL100FM	5 0	658	11	373	132	0	0	505
104	Alcott Storage Building									
	07/06/2006	SL100FM	10 0	5,468	46	547	547	0	0	1,094
10454	LOW ENERGY DOOR OPERATOR									
	08/31/2006	SL100FM	30 0	2,600	7	79	87	0	0	166
<i>al. 1214 (40)</i>				187,069	T/B 646	144,064	7,755	0	0	151,819
<i>Class 1215</i>										
0445	McCONNELL ACTIVITY CENTER									
	08/30/2005	SL100FM	30 0	194,161	539	12,405	6,472	0	0	18,877
0450	Bathroom Partons									
	09/30/2006	SL100FM	30 0	2,000	6	56	67	0	0	122
<i>total 1215 (2)</i>				196,161	T/B 545	12,460	6,539	0	0	18,999
<i>Class 1216</i>										
0080	PLEXAR PHONE SYSTEM									
	02/25/1997	SL100FM	2 0	722	0	722	0	0	0	722
0169	FAULTLESS SCAFFOLD									
	04/05/1996	SL100FM	7 0	0	0	628	0	0	-628	0
0189	20 BUTTON/SPEAK PHON									
	12/29/1997	SL100FM	3 0	404	0	404	0	0	0	404
0211	GYM WALL CARPET									
	04/14/1998	SL100FM	2 0	486	0	486	0	0	0	486
0220	KITCHEN CABINETS									
	06/03/1998	SL100FM	5 0	410	0	410	0	0	0	410
0221	KITCHEN TILE FLOOR									
	06/16/1998	SL100FM	3 0	330	0	330	0	0	0	330
025	Telephone system									
	07/30/1993	SL100FM	10 0	6,623	0	6,623	0	0	0	6,623
031	VOICE MAIL SYSTEM									
	09/01/2002	SL100FM	5 0	3,818	0	3,692	126	0	0	3,818
0323	DRINKING FOUNTAIN									
	10/01/2002	SL100FM	5 0	627	0	595	31	0	0	626
0336	RECEPTIONIST DESK									
	03/01/2003	SL100FM	5 0	1,514	0	1,312	202	0	0	1,514
0337	DELL P4 2 2 DT CM									
	03/01/2003	SL100FM	3 0	701	0	701	0	0	0	701
	OFFICE FURNITURE									
	03/01/2003	SL100FM	5 0	546	0	472	73	0	0	545
0300	4X8 DRY ERASER BOARD									
	12/01/2003	SL100FM	5 0	265	4	190	53	0	0	243

Asset ID	Placed in Service	Depr Meth/Conv	Life Yr Mo	Book Cost	Depreciation This Period	YEAR TO DATE					
						Beginning Accum Depr	Current Depreciation	Net Sec 179/179A	Net Additions Deletions	Ending Accum Depr	
1355 1216	6 TRAINING TABLES										
1361	12/01/2003 SL100FM		5 0	442	7	316	88	0	0	405	
	CONF TABLE EXEC DIR										
	12/01/2003 SL100FM		5 0	471	8	337	94	0	0	432	
1363	REFRIGERATOR										
	01/01/2004 SL100FM		5 0	450	8	316	90	0	0	406	
1364	SECURITY SYSTEM										
	01/01/2004 SL100FM		5 0	1,182	20	827	236	0	0	1,063	
1384	CARPET CLEANER										
	07/01/2004 SL100FM		5 0	2,180	36	1,308	436	0	0	1,744	
1389	SONY DIGITAL CAMERA										
	08/01/2004 SL100FM		3 0	450	0	438	13	0	0	450	
1392	SHREDDER										
	09/01/2004 SL100FM		2 0	400	0	400	0	0	0	400	
1396	5 DELL P4 OPTIPLEX										
	11/01/2004 SL100FM		3 0	5,666	0	5,036	630	0	0	5,666	
1398	CISCO ROUTERS ADMIN & GH5										
	03/01/2005 SL100FM		3 0	998	0	776	222	0	0	998	
1410	DELL POWEREDGE 2800 SERVER (USED)										
	09/05/2005 SL100FM		3 0	1,000	28	611	333	0	0	944	
1411	ACER TRAVELMATE NOTEBOOK										
	09/27/2005 SL100FM		2 0	1,125	0	1,031	94	0	0	1,125	
1412	ACER TRAVELMATE NOTEBOOK										
	09/20/2005 SL100FM		2 0	1,125	0	1,031	94	0	0	1,125	
1414	INTEL XEON SERVER W/BATT BACKUP & ADDL MEMRY										
	11/03/2005 SL100FM		3 0	3,915	109	2,175	1,305	0	0	3,480	
1415	INTEL P4 COMPUTER										
	12/02/2005 SL100FM		2 0	1,074	0	850	224	0	0	1,074	
1416	INTEL P4 COMPUTER										
	12/02/2005 SL100FM		2 0	1,074	0	850	224	0	0	1,074	
14	INTEL P4 W/MONITOR ETC										
	12/09/2005 SL100FM		2 0	1,454	0	1,151	303	0	0	1,454	
1420	ACER TRAVELMATE NOTEBOOK										
	01/04/2006 SL100FM		2 0	1,150	0	863	288	0	0	1,150	
	ACER TRAVELMATE NOTEBOOK										
	01/04/2006 SL100FM		2 0	1,150	0	863	288	0	0	1,150	
1422	ACER TRAVELMATE NOTEBOOK										
	01/04/2006 SL100FM		2 0	1,150	0	863	288	0	0	1,150	
1423	ACER TRAVEMATE NOTEBOOK										
	01/04/2006 SL100FM		2 0	1,150	0	863	288	0	0	1,150	
1424	ACER TRAVELMATE NOTEBOOK										
	01/04/2006 SL100FM		2 0	1,150	0	863	288	0	0	1,150	
1425	SWITCHES, PATCH PANELS, RACKS & CABLES										
	01/11/2006 SL100FM		3 0	1,399	39	700	466	0	0	1,166	
1434	ADDITION TO PHONE SYSTEMS										
	03/16/2006 SL100FM		3 0	1,695	47	754	565	0	0	1,319	
1435	ADD TO PHONE SYSTEM										
	05/09/2006 SL100FM		3 0	425	12	165	142	0	0	307	
1444	INTEL P4 COMPUTER										
	06/09/2006 SL100FM		2 0	1,074	0	582	492	0	0	1,074	
1447	CANON COPIER										
	07/01/2005 SL100FM		5 0	4,451	74	1,780	890	0	0	2,671	
1448	CANON IR5000 COPIER (USED) SER #MPL13949										
	07/01/2005 SL100FM		3 0	12,266	341	8,177	4,089	0	0	12,266	
1455	Intel P4 & Monitor										
	08/22/2006 SL100FM		2 0	1,074	45	492	537	0	0	1,029	
1456	Dual Inter 2 4 Server nt-server1										
	08/22/2006 SL100FM		2 0	3,497	146	1,603	1,749	0	0	3,351	
145.	HP notebook DV9005US										
	11/22/2006 SL100FM		2 0	1,100	46	367	550	0	0	917	
1458	J115 Tower										
	11/22/2006 SL100FM		2 0	850	35	283	425	0	0	708	
1460	Alcott Office Furniture										
	03/01/2007 SL100FM		5 0	4,150	69	277	830	0	0	1,107	
s Disposals	Adjustment to eliminate cost values of disposed assets										
				0							
btotal 1216 (46)				77,183	T/B 1,073	53,511	17,043	0	-628	69,926	
'1234											
276	COMPUTER CABINET										
	02/15/2001 SL100FM		3 0	450	0	450	0	0	0	450	

Asset ID	Placed in Service	Depr Meth/Conv	Life Yr Mo	Book Cost	Depreciation This Period	YEAR TO DATE			Ending Accum Depr	
						Beginning Accum Depr	Current Depreciation	Net Sec 179/179A		
ubtotal: 1234 (1)				450	T/B	0	450	0	0	450
:: 1235										
0292	2929 HICKORY HOME	11/01/2001 SL100FM	30 0	345,549	960	65,270	11,518	0	0	76,788
0293	ARCHITECTURE HICKORY	11/01/2001 SL100FM	30 0	26,269	73	4,963	876	0	0	5,839
0294	FENCE HICKORY	11/01/2001 SL100FM	15 0	5,045	28	1,905	336	0	0	2,241
0295	LANDSCAPING HICKORY	11/01/2001 SL100FM	15 0	4,652	26	1,757	310	0	0	2,067
ubtotal 1235 (4)				381,515	T/B	1,087	73,895	13,040	0	86,935
'ass: 1236										
0466	Air conditioning compressor	01/15/2008 SL100FM	30 0	\$ 1,541	4	0	26	0	0	26 R
ubtotal 1236 (1)				1,541	T/B	4	0	26	0	26
ass: 1237										
0298	SOFAS & TABLES HICK	11/01/2001 SL100FM	3 0	2,373	0	2,373	0	0	0	2,373
0299	BEDROOM FURNITUR	11/01/2001 SL100FM	3 0	9,712	0	9,711	0	0	0	9,711
0349	RECLINER	07/01/2003 SL100FM	3 0	464	0	464	0	0	0	464
0376	FRIDGEDARE RANGE	06/01/2004 SL100FM	2 0	275	0	275	0	0	0	275
0377	WHIRLPOOL DRYER	06/01/2004 SL100FM	2 0	305	0	305	0	0	0	305
0427	CISCO PIX ROUTER	05/01/2005 SL100FM	3 0	388	0	280	108	0	0	388
0428	TABLE & CHAIRS, SOFA, RECLINER HOME 2	01/20/2006 SL100FM	2 0	1,833	0	1,375	458	0	0	1,833
0430	LANE RECLINER	01/18/2006 SL100FM	2 0	489	0	367	122	0	0	489
0431	Furniture Home 2	10/11/2007 SL100FM	3 0	\$ 800	22	0	200	0	0	200 R
ubtotal 1237 (9)				16,639	T/B	22	15,150	888	0	16,038
ass 1240										
0081	HOUSE 2147FOREST CA	11/01/1980 SL100FM	30 0	131,257	365	116,673	4,375	0	0	121,048
ubtotal: 1240 (1)				131,257	T/B	365	116,673	4,375	0	121,048
ass: 1242										
0084	STORAGE BUILDING	11/20/1984 SL100FM	10 0	278	0	278	0	0	0	278
0093	BATHROOM	12/31/1989 SL100FM	10 0	3,168	0	3,143	0	0	0	3,143
0094	ROOF	02/28/1992 SL100FM	10 0	3,180	0	3,153	0	0	0	3,153
0110	3 1/2Ton Condenser	07/20/1995 SL100FM	5 0	1,320	0	1,320	0	0	0	1,320
0136	JANITOL & AMANA FURN	10/30/1997 SL100FM	5 0	0	0	2,617	0	0	-2,617	0
0155	BATHROOM RENOVATION	07/27/2000 SL100FM	2 0	1,425	0	1,425	0	0	0	1,425
0176	PRIVACY FENCE	06/03/1997 SL100FM	3 0	1,471	0	1,471	0	0	0	1,471
0277	GOULDS SEWAGE PUMP	02/09/2001 SL100FM	4 0	1,200	0	1,200	0	0	0	1,200
0288	WHIRLPOOL TUB REMOD	08/01/2001 SL100FM	2 0	2,305	0	2,305	0	0	0	2,305
0324	SPRINKLER SYSTEM HM 3	11/01/2002 SL100FM	10 0	7,450	62	3,477	745	0	0	4,222
0339	GH3 KITCHEN REMODEL	03/01/2003 SL100FM	10 0	14,305	119	6,199	1,431	0	0	7,630
0402	CARPET HOME 3	07/01/2004 SL100FM	5 0	2,377	40	1,426	475	0	0	1,902
0402	COMPRESSOR	05/01/2005 SL100FM	5 0	1,354	23	587	271	0	0	858

Asset ID	Placed in Service	Depr Meth/Conv	Life Yr Mo	Book Cost	Depreciation This Period	YEAR TO DATE			Net Additions Deletions	Ending Accum Depr
						Beginning Accum Depr	Current Depreciation	Net Sec 179/179A		
iss. 1242										
465	Windows (12) gh 3									
	11/01/2007	SL100FM	10 0	\$ 4,100	34	0	273	0	0	273 R
	Kitchen Floor									
	04/01/2008	SL100FM	5 0	\$ 1,081	36	0	54	0	0	54 R
474	Carpet									
	04/01/2008	SL100FM	5 0	\$ 3,757	125	0	188	0	0	188 R
475	Bathroom/shower									
	05/01/2008	SL100FM	10 0	\$ 812	7	0	14	0	0	14 R
s Disposals	Adjustment to eliminate cost values of disposed assets			0						
btotal: 1242 (18)				49,583	446	28,601	3,450	0	-2,617	29,434
iss: 1244										
010	HOYER LIFT & SLING									
	07/31/1999	SL100FM	2 0	1,902	0	1,902	0	0	0	1,902
043	DIN TABLE, 8 CHAIRS									
	08/29/1997	SL100FM	2 0	1,610	0	1,610	0	0	0	1,610
074	2 CHESTS									
	09/12/1997	SL100FM	2 0	566	0	566	0	0	0	566
095	COMPUTER CABINET									
	10/22/1997	SL100FM	2 0	360	0	360	0	0	0	360
099	KEYS677EQ DRYER									
	10/15/1997	SL100FM	2 0	0	0	399	0	0	-399	0
123	BERBER CARPET, VINYL									
	11/30/1999	SL100FM	3 0	4,908	0	4,908	0	0	0	4,908
158	SOFA & LOVE SEAT									
	12/28/1995	SL100FM	3 0	0	0	899	0	0	-899	0
159	2 END TABLES									
	12/28/1995	SL100FM	3 0	0	0	258	0	0	-258	0
161	FLOOR & TABLE LAMP									
	12/28/1995	SL100FM	3 0	0	0	126	0	0	-126	0
168	WINDOW BLINDS									
	03/19/1996	SL100FM	2 0	529	0	529	0	0	0	529
170	TUBMATE LIFT									
	11/07/1997	SL100FM	2 0	821	0	821	0	0	0	821
182	COMPUTER & PRINTER									
	11/17/1997	SL100FM	2 0	0	0	1,835	0	0	-1,835	0
254	WHITE 3PC SHOWER KIT									
	03/10/2000	SL100FM	3 0	704	0	704	0	0	0	704
256	Bath buddy									
	02/15/1994	SL100FM	7 0	847	0	847	0	0	0	847
278	SOFA, LOVESEAT, 3CHAIR									
	02/08/2001	SL100FM	2 0	0	0	1,687	0	0	-1,687	0
280	DISHWASHER WHRPOOL									
	05/02/2001	SL100FM	2 0	0	0	330	0	0	-330	0
285	7 TWIN VINYL MATTRES									
	09/01/2001	SL100FM	2 0	559	0	559	0	0	0	559
334	MAYTAG WASHING MACHI									
	02/01/2003	SL100FM	2 0	0	0	318	0	0	-318	0
345	FREEZER									
	06/01/2003	SL100FM	2 0	439	0	439	0	0	0	439
346	MAYTAG DRYER GH3									
	06/01/2003	SL100FM	2 0	279	0	279	0	0	0	279
350	RECLINER TABLE CHAIR									
	07/01/2003	SL100FM	2 0	2,119	0	2,119	0	0	0	2,119
365	WATER HEATER									
	01/01/2004	SL100FM	5 0	355	6	249	71	0	0	320
381	TABLE & CHAIRS									
	07/01/2004	SL100FM	2 0	696	0	696	0	0	0	696
395	WHIRLPOOL DISHWASHER									
	10/10/2004	SL100FM	2 0	330	0	330	0	0	0	330
397	loveseat gh3									
	01/01/2005	SL100FM	2 0	459	0	459	0	0	0	459
399	Washer gh 3									
	04/01/2005	SL100FM	3 0	299	0	224	75	0	0	299
413	REFRIGERATOR GH3									
	10/13/2005	SL100FM	2 0	549	0	480	69	0	0	549
	CAROLINA 5 DWR CHESTS									
	12/12/2005	SL100FM	2 0	260	0	206	54	0	0	260
419	CAROLINA 5 DWR CHEST									
	12/12/2005	SL100FM	2 0	260	0	206	54	0	0	260

Asset ID	Placed in Service	Depr Meth/Conv	Life Yr Mo	Book Cost	Depreciation This Period	YEAR TO DATE				
						Beginning Accum Depr	Current Depreciation	Net Sec 179/179A	Net Additions Deletions	Ending Accum Depr
Class 1244										
00429	ENTERTAINMENT CENTER, END TABLES, HEADBOARD, CHEST HOME 3									
	01/20/2006	SL100FM	2 0	996	0	747	249	0	0	996
	FURNITURE HOME 3									
	10/11/2007	SL100FM	3 0	\$2,920	81	0	730	0	0	730 R
Assets Disposals	Adjustment to eliminate cost values of disposed assets									
				0						
Subtotal 1244 (32)				22,767	T/B 87	25,092	1,302	0	-5,852	20,542
Class 1253										
00446	CARL JUNCTION RESIDENCE HOME									
	09/30/2005	SL100FM	30 0	444,380	1,234	27,157	14,813	0	0	41,969
Subtotal 1253 (1)				444,380	T/B 1,234	27,157	14,813	0	0	41,969
Class 1254										
00009	HOYER LIFT & SLING									
	08/12/1999	SL100FM	2 0	1,908	0	1,908	0	0	0	1,908
00037	CHAIR SCALE									
	11/01/1996	SL100FM	3 0	519	0	519	0	0	0	519
00061	2 4-DRAWER CHESTS									
	08/07/1997	SL100FM	2 0	0	0	376	0	0	-376	0
00196	SHOWER/COMMODE CHAIR									
	01/29/1998	SL100FM	3 0	1,495	0	1,495	0	0	0	1,495
00286	MATTRESSES									
	09/01/2001	SL100FM	2 0	320	0	320	0	0	0	320
00404	Misc Furniture gh 4									
	06/01/2005	SL100FM	2 0	2,068	0	2,068	0	0	0	2,068
00407	MATTRESSES, ETC FOR HM 4									
	07/13/2005	SL100FM	2 0	1,402	0	1,402	0	0	0	1,402
Assets Disposals	Adjustment to eliminate cost values of disposed assets									
				0						
Subtotal 1254 (8)				7,712	T/B 0	8,088	0	0	-376	7,712
Class 1255										
00075	PAVING DRIVEWAY									
	09/10/1997	SL100FM	2 0	2,287	0	2,287	0	0	0	2,287
00090	ENLARGE,PAVE DRIVEWAY									
	07/20/1998	SL100FM	3 0	2,462	0	2,462	0	0	0	2,462
00143	LANDSCAPING									
	10/26/1999	SL100FM	2 0	703	0	703	0	0	0	703
00144	ARCHITECTURAL SVCS									
	04/24/1992	SL100FM	30 0	10,500	29	5,310	350	0	0	5,660
00145	FIRE ALARM SYSTEM									
	02/14/1992	SL100FM	10 0	2,755	0	2,755	0	0	0	2,755
00146	BUILDING									
	04/24/1992	SL100FM	30 0	188,683	524	95,914	6,289	0	0	102,203
00147	LANDSCAPING									
	05/19/1992	SL100FM	15 0	2,692	0	2,672	0	0	0	2,672
00203	MISCELLANEOUS									
	05/01/1992	SL100FM	30 0	2,841	8	1,441	95	0	0	1,535
00204	REPLACE BEAMS,JOISTS									
	08/17/2000	SL100FM	3 0	2,791	0	2,791	0	0	0	2,791
00247	REMODEL BATHROOM									
	09/10/2000	SL100FM	2 0	2,546	0	2,546	0	0	0	2,546
00280	ADDITIONS									
	06/30/1993	SL100FM	10 0	2,744	0	2,721	0	0	0	2,721
00300	SPRINKLER SYSTEM HM 5									
	10/01/2001	SL100FM	10 0	6,750	56	3,881	675	0	0	4,556
00304	WHIRLPOOL TUB REMODE									
	02/01/2002	SL100FM	2 0	947	0	947	0	0	0	947
00307	KITCHEN FLOOR TILE									
	07/01/2001	SL100FM	2 0	173	0	173	0	0	0	173
00371	REPLACE JOISTS									
	04/01/2002	SL100FM	10 0	12,742	106	6,690	1,274	0	0	7,964
	(2) 3 TON HEATPUMPS									
	04/01/2004	SL100FM	5 0	2,700	45	1,755	540	0	0	2,295
Subtotal 1255 (16)				244,316	T/B 769	135,047	9,223	0	0	144,270
Class 1256										
00307	BERBER CARPET									
	11/18/1996	SL100FM	3 0	1,194	0	1,194	0	0	0	1,194

Asset ID	Placed in Service	Depr Meth/Conv	Life Yr Mo	Book Cost	Depreciation This Period	YEAR TO DATE			Ending Accum Depr		
						Beginning Accum Depr	Current Depreciation	Net Sec 179/179A			
Class 1256											
00030	HOYER LIFT & SLING										
	07/31/1999	SL100FM	2 0	1,902	0	1,902	0	0	0	1,902	
	LANE WALLHUG CHAIR										
	08/13/1999	SL100FM	2 0	0	0	349	0	0	-349	0	
00007	2 TABLES,SOFA,CHAIR										
	09/06/1997	SL100FM	2 0	0	0	1,214	0	0	-1,214	0	
00089	2 5 DRAWER CHESTS										
	10/05/1999	SL100FM	2 0	0	0	450	0	0	-450	0	
00097	COMPUTER CABINET										
	10/22/1997	SL100FM	2 0	360	0	360	0	0	0	360	
00100	BERBER CARPET+VINYL										
	10/14/1999	SL100FM	2 6	3,803	0	3,803	0	0	0	3,803	
00149	CHESTS										
	10/19/1991	SL100FM	8 0	0	0	2,672	0	0	-2,672	0	
00150	CHAIRS										
	03/26/1992	SL100FM	7 0	0	0	653	0	0	-653	0	
00156	Dining Room Table										
	11/21/1995	SL100FM	3 0	695	0	695	0	0	0	695	
00195	FIRE ALARM SYSTEM										
	03/20/1999	SL100FM	3 0	897	0	897	0	0	0	897	
00249	MISCELLANEOUS										
	06/30/1993	SL100FM	10 0	0	0	1,002	0	0	-1,002	0	
00273	KIT,DINING RM FLOORI										
	08/07/1996	SL100FM	3 0	2,764	0	2,764	0	0	0	2,764	
00287	7 TWIN MATTRESSES										
	09/01/2001	SL100FM	2 0	560	0	560	0	0	0	560	
00342	CARPETING GH 5										
	04/01/2003	SL100FM	5 0	6,120	0	5,202	918	0	0	6,120	
00347	FREEZER GH 5										
	06/01/2003	SL100FM	2 0	439	0	439	0	0	0	439	
00366	TABLE CHAIR MISC										
	07/01/2003	SL100FM	2 0	2,197	0	2,197	0	0	0	2,197	
00379	MAYTAG WASHER										
	01/01/2004	SL100FM	2 0	474	0	474	0	0	0	474	
00406	DRYER										
	01/01/2004	SL100FM	2 0	299	0	299	0	0	0	299	
00437	FRIGEDAIRE RANGE										
	06/01/2004	SL100FM	2 0	275	0	275	0	0	0	275	
00437	DISHWASHER FOR GH 5										
	07/15/2005	SL100FM	2 0	340	0	340	0	0	0	340	
00437	GE REFRIGERATOR										
	05/09/2006	SL100FM	2 0	749	0	437	312	0	0	749	
ss Disposals	Adjustment to eliminate cost values of disposed assets			0							
ibtotal. 1256 (23)				23,068	T/B	0	28,178	1,230	0	-6,340	23,068
Class 1257											
0132	SOFA & LOVESEAT										
	07/31/1998	SL100FM	2 0	0	0	801	0	0	-801	0	
0135	2 CHESTS4CHAIR2TABLE										
	07/30/1998	SL100FM	2 0	676	0	676	0	0	0	676	
0140	SHOWER CENTER 5 RESP										
	08/17/1998	SL100FM	3 0	1,785	0	1,785	0	0	0	1,785	
0201	REFRIGERATOR										
	08/23/2000	SL100FM	3 0	388	0	388	0	0	0	388	
0279	3-TON HEAT PUMP										
	04/23/2001	SL100FM	5 0	3,200	0	3,200	0	0	0	3,200	
035	ALCOTT CARPET ADMIN										
	09/01/2004	SL100FM	5 0	1,710	29	970	342	0	0	1,312	
0401	CISCO PIX ROUTER										
	05/01/2005	SL100FM	3 0	388	0	280	108	0	0	388	
s Disposals	Adjustment to eliminate cost values of disposed assets			0							
bttotal 1257 (8)				8,147	T/B	29	8,100	450	0	-801	7,749
Class 1274											
137	CHERRY DESK										
	10/04/1999	SL100FM	3 0	356	0	356	0	0	0	356	
137	586-133-32m Computer										
	02/01/2000	SL100FM	3 0	0	0	1,875	0	0	-1,875	0	

Asset ID	Placed in Service	Depr Meth/Conv	Life Yr Mo	Book Cost	Depreciation This Period	YEAR TO DATE			Ending Accum Depr	
						Beginning Accum Depr	Current Depreciation	Net Sec 179/179A		
Class. 1274										
00244	COMPAQ 330 CPU									
	12/27/2000 SL100FM		2 0	0	0	675	0	0	-675	0
	DESK, CREDENZA, FILE									
	02/01/2000 SL100FM		3 0	660	0	660	0	0	0	660
00291	DELL LAPTOP P3 EXDIR									
	11/01/2001 SL100FM		3 0	0	0	1,175	0	0	-1,175	0
00311	COMPAQ 1 3 CELERON									
	05/01/2002 SL100FM		3 0	0	0	549	0	0	-549	0
00312	HP PC & MONITOR									
	06/01/2002 SL100FM		3 0	0	0	699	0	0	-699	0
00316	DELL LAPTOP INSPIRON									
	10/01/2002 SL100FM		3 0	1,455	0	1,455	0	0	0	1,455
00317	DELL LAPTOP INSPIRON									
	10/01/2002 SL100FM		3 0	1,455	0	1,455	0	0	0	1,455
00318	DELL LAPTOP INSPIRON									
	10/01/2002 SL100FM		3 0	1,455	0	1,455	0	0	0	1,455
00319	DELL LAPTOP INSPIRON									
	10/01/2002 SL100FM		3 0	1,455	0	1,455	0	0	0	1,455
00320	DELL LAPTOP INSPIRON									
	10/01/2002 SL100FM		3 0	1,455	0	1,455	0	0	0	1,455
00321	DELL LAPTOP INSPIRON									
	10/01/2002 SL100FM		3 0	1,455	0	1,455	0	0	0	1,455
00325	OFFICE XP 6 COPIES									
	11/01/2002 SL100FM		3 0	240	0	239	0	0	0	239
00326	HP PC P4 1 8GHZ									
	11/01/2002 SL100FM		3 0	597	0	597	0	0	0	597
00327	SPOE OFFICE EQUIP									
	01/01/2003 SL100FM		3 0	950	0	950	0	0	0	950
00328	DELL DESK P4 2 4GHZ									
	01/01/2003 SL100FM		3 0	1,067	0	1,067	0	0	0	1,067
00330	DELL LAP P4 1 7 KRIS									
	01/01/2003 SL100FM		3 0	1,289	0	1,289	0	0	0	1,289
	DELL LAP P4 1 7 KATH									
	01/01/2003 SL100FM		3 0	1,289	0	1,289	0	0	0	1,289
	DELL LAP P4 1 7 KIM									
	01/01/2003 SL100FM		3 0	1,289	0	1,289	0	0	0	1,289
00332	FS PHONE SYSTEM									
	01/01/2003 SL100FM		3 0	1,020	0	1,020	0	0	0	1,020
00333	SPOE OFFICE EQUIP									
	02/01/2003 SL100FM		3 0	580	0	579	0	0	0	579
00341	DELL LAP P4 2 4 JM									
	03/01/2003 SL100FM		3 0	1,314	0	1,314	0	0	0	1,314
00344	HP LAPTOP XT575									
	05/01/2003 SL100FM		3 0	1,298	0	1,298	0	0	0	1,298
00348	HP LAPTOP XT575									
	06/01/2003 SL100FM		3 0	1,298	0	1,298	0	0	0	1,298
00355	COMPAQ DESKTOP-RN									
	09/01/2003 SL100FM		3 0	798	0	798	0	0	0	798
00370	GYM EQUIPMENT									
	03/01/2004 SL100FM		3 0	47,430	0	47,430	0	0	0	47,430
00375	GYM EQUIPMENT									
	05/01/2004 SL100FM		3 0	9,285	0	9,285	0	0	0	9,285
00380	GYM EQUIPMENT									
	06/01/2004 SL100FM		3 0	7,339	0	7,339	0	0	0	7,339
00381	SONY LAPTOP (TINA)									
	06/01/2004 SL100FM		3 0	1,400	0	1,400	0	0	0	1,400
00390	GYM EQUIPMENT									
	08/01/2004 SL100FM		3 0	29,009	0	28,203	806	0	0	29,009
0039	GYM EQUIPMENT									
	09/01/2004 SL100FM		3 0	2,075	0	1,960	115	0	0	2,075
0403	CANON FAXPHONE									
	05/01/2005 SL100FM		3 0	309	0	223	86	0	0	309
0408	HP PAVILLION A1007W-B									
	08/03/2005 SL100FM		2 0	717	0	687	30	0	0	717
0477	Canon IR7200 copier (used)									
	06/01/2008 SL100FM		3 0	17,000	472	0	472	0	0	472 R
Disposals	Adjustment to eliminate cost values of disposed assets									
					0					
Class. 1274 (36)				137,339	T/B 472	124,273	1,509	0	-4,973	120,809

Class: 1294

Asset ID	Placed in Service	Depr Meth/Conv	Life Yr Mo	Book Cost	Depreciation This Period	YEAR TO DATE			Ending Accum Depr		
						Beginning Accum Depr	Current Depreciation	Net Sec 179/179A			
class: 1294											
10197	FILE										
	08/23/1983	SL100FM	15 0	0	0	119	0	0	-119	0	
	THINKPAD 1540 CELERO										
	02/01/2000	SL100FM	2 0	0	0	2,136	0	0	-2,136	0	
10240	DESKJET 810C PRINTER										
	02/01/2000	SL100FM	1 6	0	0	189	0	0	-189	0	
ss Disposals	Adjustment to eliminate cost values of disposed assets									0	
					0	0	2,444	0	0	-2,444	0
Jb total: 1294 (4)					0	0	2,444	0	0	-2,444	0
class 1295											
0044	WALL SCREEN PROJECTE										
	08/26/1997	SL100FM	1 0	0	0	370	0	0	-370	0	
0060	DESKJET 692C PRINTER										
	08/13/1997	SL100FM	2 0	0	0	350	0	0	-350	0	
0083	LASER FAX FCN00C										
	03/03/1997	SL100FM	5 0	1,195	0	1,195	0	0	0	1,195	
0085	OVERHEAD PROJECTOR										
	03/31/1997	SL100FM	2 0	0	0	200	0	0	-200	0	
0091	3 CHAIRS-EXEC DIRECT										
	10/13/1999	SL100FM	3 0	761	0	761	0	0	0	761	
0092	TRCTR 18 5/42" MOWER										
	05/09/1997	SL100FM	3 0	0	0	1,148	0	0	-1,148	0	
0098	FRIGIDAIRE AIRCONDIT										
	10/03/1997	SL100FM	2 0	350	0	350	0	0	0	350	
0127	7 ZONE SUPV VIDEO TR										
	01/07/2000	SL100FM	2 0	897	0	897	0	0	0	897	
0129	UMAX ASTRA SCANNER										
	01/18/2000	SL100FM	2 0	0	0	310	0	0	-310	0	
01	2 DESKJET 692C PRINT										
	08/12/1998	SL100FM	2 0	0	0	580	0	0	-580	0	
0142	Desk with Hutch										
	09/25/1995	SL100FM	5 0	310	0	310	0	0	0	310	
	DESKJET 692C 2-PEN C										
	06/03/1997	SL100FM	3 0	0	0	350	0	0	-350	0	
0188	NIMLOK TABLE DISPLAY										
	12/04/1997	SL100FM	3 0	0	0	820	0	0	-820	0	
0205	GLASS BULLETIN										
	07/01/1985	SL100FM	10 0	185	0	185	0	0	0	185	
0206	DESK 60X30										
	05/13/1987	SL100FM	7 0	225	0	225	0	0	0	225	
0208	NIMLOK DISPLAY ADDIT										
	02/13/1998	SL100FM	3 0	0	0	687	0	0	-687	0	
0209	DESK 60X30										
	04/28/1987	SL100FM	9 0	225	0	225	0	0	0	225	
0210	EXECUTIVE CHAIR										
	04/28/1987	SL100FM	9 0	105	0	105	0	0	0	105	
0212	FOUR DRAWER FILE										
	04/28/1987	SL100FM	8 0	146	0	145	0	0	0	145	
0215	LASERJET PRINTER,TAP										
	05/08/1998	SL100FM	2 0	0	0	757	0	0	-757	0	
0216	BOOKSHELVES										
	07/03/1987	SL100FM	10 0	400	0	400	0	0	0	400	
224	JHAN'S PRINTER DSKJE										
	06/02/1998	SL100FM	2 0	0	0	340	0	0	-340	0	
226	COMPUTER,HUB &NETWAR										
	06/22/1999	SL100FM	2 0	0	0	2,235	0	0	-2,235	0	
22	EX DIR DESK&CHAIRS										
	11/06/1990	SL100FM	7 0	1,661	0	1,661	0	0	0	1,661	
228	TV/VCR UNIT										
	11/16/1990	SL100FM	5 6	0	0	500	0	0	-500	0	
230	15" MONITOR										
	06/21/1999	SL100FM	2 0	0	0	249	0	0	-249	0	
231	ACCESS TRAINING PROG										
	06/08/1999	SL100FM	3 0	0	0	1,953	0	0	-1,953	0	
232	20 CATH STACK CHAIRS										
	06/04/1999	SL100FM	2 0	681	0	681	0	0	0	681	
	ACCESS TRAINING PROG										
	07/30/1999	SL100FM	3 0	0	0	630	0	0	-630	0	
238	NOVEL BACKUP POWER										
	02/01/2000	SL100FM	2 0	0	0	730	0	0	-730	0	

Asset ID	Placed in Service	Depr Meth/Conv	Life Yr Mo	Book Cost	Depreciation This Period	YEAR TO DATE				
						Beginning Accum Depr	Current Depreciation	Net Sec 179/179A	Net Additions Deletions	Ending Accum Depr
Class 1295										
00745	5 COMPAQ 330 CPU'S									
	12/27/2000	SL100FM	2 0	0	0	3,375	0	0	-3,375	0
	NOBLEVIEW 17" MONITOR									
	01/09/2001	SL100FM	2 0	0	0	269	0	0	-269	0
30203	7 64MB SDRAM MEMORY									
	01/09/2001	SL100FM	2 0	0	0	623	0	0	-623	0
30283	Dynamics Acct Softwr									
	09/10/2001	SL100FM	5 0	17,741	0	17,740	0	0	0	17,740
30290	DELL SERVER DYNAMICS									
	10/01/2001	SL100FM	5 0	0	0	9,955	0	0	-9,955	0
30296	HP 2200 PRINTER ADM									
	11/28/2001	SL100FM	3 0	800	0	800	0	0	0	800
30301	Dynamics Mag Media									
	12/30/2001	SL100FM	5 0	750	0	750	0	0	0	750
30302	DELL SERVER MAIN									
	01/01/2002	SL100FM	5 0	0	0	844	0	0	-844	0
30308	SHREDDER									
	04/01/2002	SL100FM	3 0	0	0	300	0	0	-300	0
30357	HP LAPTOP EXEC DIR									
	10/01/2003	SL100FM	3 0	1,350	0	1,350	0	0	0	1,350
30358	PROJECTOR									
	11/01/2003	SL100FM	3 0	948	0	948	0	0	0	948
30359	COLOR LASER OKI									
	11/01/2003	SL100FM	3 0	1,116	0	1,116	0	0	0	1,116
0369	HP DESKTOP CLIENT FUNDS									
	02/01/2004	SL100FM	3 0	0	0	898	0	0	-898	0
0405	GREAT PLAINS PAYROLL UPGRADE									
	07/13/2005	SL100FM	3 0	1,180	33	787	393	0	0	1,180
ss Disposals	Adjustment to eliminate cost values of disposed assets									
				0						
tl 1. 1295 (45)				31,026	T/B 33	59,104	393	0	-28,473	31,024
Class 1297										
7	ACER TRAVELMATE NOTEBOOK									
	01/09/2006	SL100FM	2 0	1,100	0	825	275	0	0	1,100
7432	ACER TRAVELMATE COMPUTER									
	02/10/2006	SL100FM	2 0	1,100	0	779	321	0	0	1,100
7452	Computer									
	09/20/2006	SL100FM	2 0	1,042	43	434	521	0	0	955
7469	Dell Laptop									
	06/30/2008	SL100FM	2 0	\$ 599	25	0	25	0	0	25 R
7470	2 Lenovo laptops									
	06/30/2008	SL100FM	2 0	\$ 1,184	49	0	49	0	0	49 R
btotat 1297 (5)				5,025	T/B 118	2,038	1,191	0	0	3,229
Class 1298										
426	ACER TRAVELMATE NOTEBOOK									
	01/30/2006	SL100FM	2 0	1,100	0	825	275	0	0	1,100
431	PHONE SYSTEM FOR SPOE-KC									
	02/06/2006	SL100FM	3 0	3,980	111	1,879	1,327	0	0	3,206
433	PAVILLION NOTEBOOK W/CASE & WARRANTY									
	03/16/2006	SL100FM	2 0	2,192	0	1,461	731	0	0	2,192
436	AMD TURION NOTEBOOK									
	05/24/2006	SL100FM	2 0	2,192	0	1,279	913	0	0	2,192
438	DELL INSPIRION NOTEBOOKS									
	06/16/2006	SL100FM	2 0	1,118	0	606	512	0	0	1,118
43	DELL INSPIRION 1300 PM745									
	06/16/2006	SL100FM	2 0	1,118	0	606	512	0	0	1,118
440	DELL INSPIRION 1300									
	06/16/2006	SL100FM	2 0	1,118	0	606	512	0	0	1,118
441	DELL INSPIRION 1300									
	06/22/2006	SL100FM	2 0	1,118	0	606	512	0	0	1,118
442	DELL INSPIRION NOTEBOOK									
	06/22/2006	SL100FM	2 0	1,118	0	606	512	0	0	1,118
443	DELL INSPIRION NOTEBOOK									
	06/22/2006	SL100FM	2 0	1,118	0	606	512	0	0	1,118
	SPOE									
	08/31/2006	SL100FM	2 0	1,069	45	490	535	0	0	1,024
444	3 Dell Desktops									
	06/30/2008	SL100FM	2 0	\$ 1,797	75	0	75	0	0	75 R

Asset ID	Placed in Service	Depr Meth/Conv	Life Yr Mo	Book Cost	Depreciation This Period	YEAR TO DATE					
						Beginning Accum Depr	Current Depreciation	Net Sec 179/179A	Net Additions Deletions	Ending Accum Depr	
Class 1298											
10472	4 Lenovo laptops	SL100FM	2 0	\$ 2,368	99	0	99	0	0	99	R
Class: 1298 (13)				21,405	329	9,568	7,028	0	0	16,596	
Class: 1300											
10011	99 WHITE DODGE VAN	SL100FM	3 0	18,589	0	18,389	0	0	-18,389	0	
10078	99 WHITE DODGE VAN	SL100FM	5 0	32,325	0	32,125	0	0	0	32,125	
10174	96 TEAL DODGE CARAVA	SL100FM	5 0	16,047	0	15,797	0	0	0	15,797	
10213	'98 DODGE VAN WHITE	SL100FM	5 0	21,039	0	20,789	0	0	0	20,789	
10233	'98 WHITE DODGE/LIFT	SL100FM	5 0	24,660	0	24,460	0	0	0	24,460	
10237	TRUE LINE TRAILER	SL100FM	5 8	1,415	0	1,415	0	0	0	1,415	
10258	2000 WHITE DODGE VAN	SL100FM	3 0	0	0	31,795	0	0	-31,795	0	
10281	2000 RED DODGE VAN	SL100FM	3 0	21,167	0	20,917	0	0	-20,917	0	
10300	2001 FORD SHUTLE BUS	SL100FM	5 0	42,322	0	42,071	0	0	0	42,071	
10314	2001 DODGE VAN& LIFT	SL100FM	3 0	22,538	0	22,287	0	0	0	22,287	
10353	2003 FORD WHITE VAN	SL100FM	3 0	24,723	0	24,473	0	0	0	24,473	
10354	INSTAL LIFT '03 FORD	SL100FM	3 0	967	0	966	0	0	0	966	
10409	2004 FORD F150 MAINT	SL100FM	5 0	17,039	280	10,073	3,358	0	0	13,431	
	2006 WHITE FORD VAN	SL100FM	3 0	33,780	938	20,643	11,260	0	0	31,903	
	1998 Dodge Minivan (Admin)	SL100FM	3 0	5,500	153	1,681	1,833	0	0	3,514	
10461	2007 Ford Van (White)	SL100FM	5 0	30,341	506	1,517	6,068	0	0	7,585	
10462	2007 Chevy Uplander Van (MODOT)	SL100FM	5 0	32,245	408	1,075	4,900	0	0	5,975	
10467	2008 Ford E-350 White w/lift	SL100FM	5 0	28,656	478	0	955	0	0	955	
10468	2008 Ford E-350 SILVER	SL100FM	5 0	21,248	354	0	708	0	0	708	
ss Disposals	Adjustment to eliminate cost values of disposed assets			-39,756							
Subtotal. 1300 (20)				354,845	3,117	290,473	29,083	0	-71,101	248,455	
Grand Total				2,520,955	10,619	1,229,028	122,277	0	-123,605	1,227,700	

Note: There may be differences due to rounding