

Form **990**

# Return of Organization Exempt From Income Tax

Under section 501(c), 527, or 4947(a)(1) of the Internal Revenue Code (except black lung benefit trust or private foundation)

OMB No 1545-0047

# 2006

Open to Public Inspection

Department of the Treasury  
Internal Revenue Service

The organization may have to use a copy of this return to satisfy state reporting requirements.

**A** For the 2006 calendar year, or tax year beginning **JUL 1, 2006** and ending **JUN 30, 2007**

<b>B</b> Check if applicable <input type="checkbox"/> Address change <input type="checkbox"/> Name change <input type="checkbox"/> Initial return <input type="checkbox"/> Final return <input type="checkbox"/> Amended return <input type="checkbox"/> Application pending	Please use IRS label or print or type See Specific Instructions	<b>C</b> Name of organization <b>THE CHILDREN'S HEALTH COUNCIL, INC.</b>		<b>D</b> Employer identification number <b>94-1312311</b>
		Number and street (or P.O. box if mail is not delivered to street address) Room/suite		<b>E</b> Telephone number <b>(650) 688-3685</b>
		City or town, state or country, and ZIP + 4 <b>PALO ALTO, CA 94304</b>		<b>F</b> Accounting method <input type="checkbox"/> Other (specify) <input checked="" type="checkbox"/> Cash <input checked="" type="checkbox"/> Accrual

Section 501(c)(3) organizations and 4947(a)(1) nonexempt charitable trusts must attach a completed Schedule A (Form 990 or 990-EZ).

H and I are not applicable to section 527 organizations.

H(a) Is this a group return for affiliates?  Yes  No

H(b) If "Yes," enter number of affiliates **N/A**

H(c) Are all affiliates included? **N/A**  Yes  No (If "No," attach a list.)

H(d) Is this a separate return filed by an organization covered by a group ruling?  Yes  No

I Group Exemption Number **N/A**

M Check  if the organization is not required to attach Sch. B (Form 990, 990-EZ, or 990-PF).

**G** Website: **HTTP://WWW.CHCONLINE.ORG**


**J** Organization type (check only one)  501(c) ( **3** ) (insert no)  4947(a)(1) or  527

**K** Check here  if the organization is not a 509(a)(3) supporting organization and its gross receipts are normally not more than \$25,000. A return is not required, but if the organization chooses to file a return, be sure to file a complete return.

**L** Gross receipts: Add lines 6b, 8b, 9b, and 10b to line 12 **25,856,172.**

## Part I Revenue, Expenses, and Changes in Net Assets or Fund Balances

Revenue	<b>1</b> Contributions, gifts, grants, and similar amounts received:				
	<b>a</b> Contributions to donor advised funds	<b>1a</b>			
	<b>b</b> Direct public support (not included on line 1a)	<b>1b</b>	<b>1,346,218.</b>		
	<b>c</b> Indirect public support (not included on line 1a)	<b>1c</b>			
	<b>d</b> Government contributions (grants) (not included on line 1a)	<b>1d</b>			
	<b>e</b> Total (add lines 1a through 1d) (cash \$ <b>1,346,218.</b> noncash \$ _____)	<b>1e</b>	<b>1,346,218.</b>		
	<b>2</b> Program service revenue including government fees and contracts (from Part VII, line 93)	<b>2</b>	<b>6,956,790.</b>		
	<b>3</b> Membership dues and assessments	<b>3</b>			
	<b>4</b> Interest on savings and temporary cash investments	<b>4</b>	<b>17,438.</b>		
	<b>5</b> Dividends and interest from securities	<b>5</b>	<b>1,189,361.</b>		
	<b>6</b> Gross rents	<b>6a</b>			
	<b>b</b> Less: rental expenses	<b>6b</b>			
<b>c</b> Net rental income or (loss). Subtract line 6b from line 6a	<b>6c</b>				
<b>7</b> Other investment income (describe _____)	<b>7</b>				
<b>8</b> a Gross amount from sales of assets other than inventory	(A) Securities	<b>8a</b>			
	<b>12,924,382.</b>		(B) Other		
	<b>b</b> Less: cost or other basis and sales expenses	<b>8b</b>			
	<b>10,311,849.</b>				
<b>c</b> Gain or (loss) (attach schedule)	<b>8c</b>	<b>2,612,533.</b>			
<b>d</b> Net gain or (loss). Combine line 8c, columns (A) and (B)	<b>8d</b>	<b>2,612,533.</b>			
<b>9</b> Special events and activities (attach schedule). If any amount is from gaming, check here <input type="checkbox"/>	<b>a</b> Gross revenue (not including \$ <b>0.</b> of contributions reported on line 1b)	<b>9a</b>	<b>1,244,804.</b>		
	<b>b</b> Less: direct expenses other than fundraising expenses	<b>9b</b>	<b>544,251.</b>		
	<b>c</b> Net income or (loss) from special events. Subtract line 9b from line 9a	<b>9c</b>	<b>700,553.</b>		
<b>10</b> a Gross sales of inventory, less returns and allowances		<b>10a</b>			
	<b>b</b> Less: cost of goods sold	<b>10b</b>			
	<b>c</b> Gross profit or (loss) from sales of inventory (attach schedule). Subtract line 10b from line 10a	<b>10c</b>			
<b>11</b> Other revenue (from Part VII, line 103)	<b>11</b>	<b>2,177,179.</b>			
<b>12</b> Total revenue. Add lines 1e, 2, 3, 4, 5, 6c, 7, 8d, 9c, 10c, and 11	<b>12</b>	<b>15,000,072.</b>			
Expenses	<b>13</b> Program services (from line 44, column (B))	<b>13</b>	<b>9,357,512.</b>		
	<b>14</b> Management and general (from line 44, column (C))	<b>14</b>	<b>3,340,868.</b>		
	<b>15</b> Fundraising (from line 44, column (D))	<b>15</b>	<b>359,515.</b>		
	<b>16</b> Payments to affiliates (attach schedule)	<b>16</b>			
	<b>17</b> Total expenses. Add lines 16 and 44, column (A)	<b>17</b>	<b>13,057,895.</b>		
<b>18</b> Excess or (deficit) for the year. Subtract line 17 from line 12	<b>18</b>	<b>1,942,177.</b>			
Net Assets	<b>19</b> Net assets or fund balances at beginning of year (from line 73, column (A))	<b>19</b>	<b>39,164,711.</b>		
	<b>20</b> Other changes in net assets or fund balances (attach explanation)	<b>20</b>	<b>393,870.</b>		
	<b>21</b> Net assets or fund balances at end of year. Combine lines 18, 19, and 20	<b>21</b>	<b>41,500,758.</b>		



823001 01-18-07

LHA For Privacy Act and Paperwork Reduction Act Notice, see the separate instructions.

Form 990 (2006)

ced

**Part II Statement of Functional Expenses**

All organizations must complete column (A). Columns (B), (C), and (D) are required for section 501(c)(3) and (4) organizations and section 4947(a)(1) nonexempt charitable trusts but optional for others.

Do not include amounts reported on line 6b, 8b, 9b, 10b, or 16 of Part I.	(A) Total	(B) Program services	(C) Management and general	(D) Fundraising
22a Grants paid from donor advised funds (attach schedule) (cash \$ 0 noncash \$ 0) If this amount includes foreign grants, check here <input type="checkbox"/>				
22b Other grants and allocations (attach schedule) (cash \$ 0 noncash \$ 0) If this amount includes foreign grants, check here <input type="checkbox"/>				
23 Specific assistance to individuals (attach schedule)				
24 Benefits paid to or for members (attach schedule)				
25a Compensation of current officers, directors, key employees, etc. listed in Part V-A <b>STMT 5</b>	1,379,389.	951,943.	193,610.	233,836.
b Compensation of former officers, directors, key employees, etc. listed in Part V-B	0.	0.	0.	0.
c Compensation and other distributions, not included above, to disqualified persons (as defined under section 4958(f)(1)) and persons described in section 4958(c)(3)(B)				
26 Salaries and wages of employees not included on lines 25a, b, and c	6,369,812.	4,931,769.	1,438,043.	
27 Pension plan contributions not included on lines 25a, b, and c				
28 Employee benefits not included on lines 25a - 27	1,393,833.	1,031,182.	324,024.	38,627.
29 Payroll taxes	577,351.	435,657.	124,821.	16,873.
30 Professional fundraising fees				
31 Accounting fees	48,379.		48,379.	
32 Legal fees	97,907.	2,571.	95,336.	
33 Supplies	483,062.	269,769.	198,574.	14,719.
34 Telephone				
35 Postage and shipping	34,772.	16,045.	14,044.	4,683.
36 Occupancy	86,000.	65,033.	18,407.	2,560.
37 Equipment rental and maintenance				
38 Printing and publications	60,392.	16,992.	34,289.	9,111.
39 Travel	22,657.	11,751.	10,906.	
40 Conferences, conventions, and meetings	25,044.	16,663.	8,381.	
41 Interest				
42 Depreciation, depletion, etc. (attach schedule)	384,057.	284,201.	87,269.	12,587.
43 Other expenses not covered above (itemize):				
a				
b				
c				
d				
e				
f				
g <b>SEE STATEMENT 4</b>	2,095,240.	1,323,936.	744,785.	26,519.
44 Total functional expenses. Add lines 22a through 43g. (Organizations completing columns (B)-(D), carry these totals to lines 13-15)	13,057,895.	9,357,512.	3,340,868.	359,515.

Joint Costs. Check  if you are following SOP 98-2.

Are any joint costs from a combined educational campaign and fundraising solicitation reported in (B) Program services?  Yes  No

If "Yes," enter (i) the aggregate amount of these joint costs \$ N/A; (ii) the amount allocated to Program services \$ N/A;

(iii) the amount allocated to Management and general \$ N/A; and (iv) the amount allocated to Fundraising \$ N/A

Part III Statement of Program Service Accomplishments (See the instructions.)

Form 990 is available for public inspection and, for some people, serves as the primary or sole source of information about a particular organization. How the public perceives an organization in such cases may be determined by the information presented on its return. Therefore, please make sure the return is complete and accurate and fully describes, in Part III, the organization's programs and accomplishments.

What is the organization's primary exempt purpose? ► SEE STATEMENT 6	Program Service Expenses (Required for 501(c)(3) and (4) orgs., and 4947(a)(1) trusts; but optional for others.)
All organizations must describe their exempt purpose achievements in a clear and concise manner. State the number of clients served, publications issued, etc. Discuss achievements that are not measurable. (Section 501(c)(3) and (4) organizations and 4947(a)(1) nonexempt charitable trusts must also enter the amount of grants and allocations to others.)	
<b>a</b> OUTPATIENT CLINICAL SERVICES (SEE STATEMENT A ATTACHED)	
(Grants and allocations \$ ) If this amount includes foreign grants, check here ► <input type="checkbox"/>	5,501,055.
<b>b</b> SCHOOL SERVICES (SEE STATEMENT A ATTACHED)	
(Grants and allocations \$ ) If this amount includes foreign grants, check here ► <input type="checkbox"/>	3,856,457.
<b>c</b>	
(Grants and allocations \$ ) If this amount includes foreign grants, check here ► <input type="checkbox"/>	
<b>d</b>	
(Grants and allocations \$ ) If this amount includes foreign grants, check here ► <input type="checkbox"/>	
<b>e</b> Other program services (attach schedule)	
(Grants and allocations \$ ) If this amount includes foreign grants, check here ► <input type="checkbox"/>	
<b>f</b> Total of Program Service Expenses (should equal line 44, column (B), Program services) ►	9,357,512.

Form 990 (2006)

**Part IV Balance Sheets** (See the instructions)

Note: Where required, attached schedules and amounts within the description column should be for end-of-year amounts only.

		(A) Beginning of year		(B) End of year
Assets	45 Cash - non-interest-bearing	198,701.	45	320,890.
	46 Savings and temporary cash investments	374,806.	46	121,177.
	47 a Accounts receivable	47a 3,429,274.		
	b Less allowance for doubtful accounts	47b 306,926.	3,259,981.	47c 3,122,348.
	48 a Pledges receivable	48a 991,679.		
	b Less allowance for doubtful accounts	48b	1,948,086.	48c 991,679.
	49 Grants receivable			49
	50 a Receivables from current and former officers, directors, trustees, and key employees			50a
	b Receivables from other disqualified persons (as defined under section 4958(f)(1)) and persons described in section 4958(c)(3)(B)			50b
	51 a Other notes and loans receivable	51a		
	b Less: allowance for doubtful accounts	51b		51c
	52 Inventories for sale or use			52
	53 Prepaid expenses and deferred charges		135,411.	53 163,903.
	54 a Investments - publicly-traded securities STMT 7 <input type="checkbox"/> Cost <input checked="" type="checkbox"/> FMV		26,436,301.	54a 30,714,887.
	b Investments - other securities <input type="checkbox"/> Cost <input type="checkbox"/> FMV			54b
	55 a Investments - land, buildings, and equipment basis	55a		
	b Less accumulated depreciation	55b		55c
	56 Investments - other			56
	57 a Land, buildings, and equipment: basis	57a 11,187,196.		
b Less accumulated depreciation	57b 3,780,308.	7,706,556.	57c 7,406,888.	
58 Other assets, including program-related investments (describe <input type="checkbox"/> )			58	
59 <b>Total assets</b> (must equal line 74) Add lines 45 through 58		40,059,842.	59 42,841,772.	
Liabilities	60 Accounts payable and accrued expenses	895,131.	60	1,341,014.
	61 Grants payable		61	
	62 Deferred revenue		62	
	63 Loans from officers, directors, trustees, and key employees		63	
	64 a Tax-exempt bond liabilities		64a	
	b Mortgages and other notes payable		64b	
	65 Other liabilities (describe <input type="checkbox"/> )			65
66 <b>Total liabilities.</b> Add lines 60 through 65		895,131.	66 1,341,014.	
Net Assets or Fund Balances	Organizations that follow SFAS 117, check here <input checked="" type="checkbox"/> and complete lines 67 through 69 and lines 73 and 74			
	67 Unrestricted	19,963,570.	67	21,863,965.
	68 Temporarily restricted	731,156.	68	915,787.
	69 Permanently restricted	18,469,985.	69	18,721,006.
	Organizations that do not follow SFAS 117, check here <input type="checkbox"/> and complete lines 70 through 74			
	70 Capital stock, trust principal, or current funds		70	
	71 Paid-in or capital surplus, or land, building, and equipment fund		71	
	72 Retained earnings, endowment, accumulated income, or other funds		72	
	73 <b>Total net assets or fund balances.</b> Add lines 67 through 69 or lines 70 through 72. (Column (A) must equal line 19 and column (B) must equal line 21)		39,164,711.	73 41,500,758.
	74 <b>Total liabilities and net assets/fund balances.</b> Add lines 66 and 73		40,059,842.	74 42,841,772.





Part VI Other Information (continued)		Yes	No
82 a	Did the organization receive donated services or the use of materials, equipment, or facilities at no charge or at substantially less than fair rental value?	82a	X
b	If "Yes," you may indicate the value of these items here. Do not include this amount as revenue in Part I or as an expense in Part II. (See instructions in Part III)	82b	143,628.
83 a	Did the organization comply with the public inspection requirements for returns and exemption applications?	83a	X
b	Did the organization comply with the disclosure requirements relating to quid pro quo contributions?	83b	X
84 a	Did the organization solicit any contributions or gifts that were not tax deductible?	84a	X
b	If "Yes," did the organization include with every solicitation an express statement that such contributions or gifts were not tax deductible?	84b	N/A
85	501(c)(4), (5), or (6) organizations. a Were substantially all dues nondeductible by members?	85a	N/A
b	Did the organization make only in-house lobbying expenditures of \$2,000 or less? If "Yes" was answered to either 85a or 85b, do not complete 85c through 85h below unless the organization received a waiver for proxy tax owed for the prior year.	85b	N/A
c	Dues, assessments, and similar amounts from members	85c	N/A
d	Section 162(e) lobbying and political expenditures	85d	N/A
e	Aggregate nondeductible amount of section 6033(e)(1)(A) dues notices	85e	N/A
f	Taxable amount of lobbying and political expenditures (line 85d less 85e)	85f	N/A
g	Does the organization elect to pay the section 6033(e) tax on the amount on line 85f?	85g	N/A
h	If section 6033(e)(1)(A) dues notices were sent, does the organization agree to add the amount on line 85f to its reasonable estimate of dues allocable to nondeductible lobbying and political expenditures for the following tax year?	85h	N/A
86	501(c)(7) organizations. Enter: a Initiation fees and capital contributions included on line 12	86a	N/A
b	Gross receipts, included on line 12, for public use of club facilities	86b	N/A
87	501(c)(12) organizations. Enter: a Gross income from members or shareholders	87a	N/A
b	Gross income from other sources. (Do not net amounts due or paid to other sources against amounts due or received from them)	87b	N/A
88 a	At any time during the year, did the organization own a 50% or greater interest in a taxable corporation or partnership, or an entity disregarded as separate from the organization under Regulations sections 301.7701-2 and 301.7701-3? If "Yes," complete Part IX	88a	X
b	At any time during the year, did the organization, directly or indirectly, own a controlled entity within the meaning of section 512(b)(13)? If "Yes," complete Part XI	88b	X
89 a	501(c)(3) organizations. Enter. Amount of tax imposed on the organization during the year under section 4911 <u>0.</u> ; section 4912 <u>0.</u> ; section 4955 <u>0.</u>		
b	501(c)(3) and 501(c)(4) organizations. Did the organization engage in any section 4958 excess benefit transaction during the year or did it become aware of an excess benefit transaction from a prior year? If "Yes," attach a statement explaining each transaction	89b	X
c	Enter: Amount of tax imposed on the organization managers or disqualified persons during the year under sections 4912, 4955, and 4958 <u>0.</u>		
d	Enter. Amount of tax on line 89c, above, reimbursed by the organization <u>0.</u>		
e	All organizations. At any time during the tax year, was the organization a party to a prohibited tax shelter transaction?	89e	X
f	All organizations. Did the organization acquire a direct or indirect interest in any applicable insurance contract?	89f	X
g	For supporting organizations and sponsoring organizations maintaining donor advised funds. Did the supporting organization, or a fund maintained by a sponsoring organization, have excess business holdings at any time during the year?	89g	X
90 a	List the states with which a copy of this return is filed <u>CA</u>		
b	Number of employees employed in the pay period that includes March 12, 2006	90b	152
91 a	The books are in care of <u>ANDRES SIERRA</u> Telephone no. <u>(650) 688-3685</u> Located at <u>650 CLARK WAY, PALO ALTO, CA</u> ZIP + 4 <u>94304</u>		
b	At any time during the calendar year, did the organization have an interest in or a signature or other authority over a financial account in a foreign country (such as a bank account, securities account, or other financial account)? If "Yes," enter the name of the foreign country <u>N/A</u> See the instructions for exceptions and filing requirements for Form TD F 90-22.1, Report of Foreign Bank and Financial Accounts.	91b	X

**Part VI - Other Information** (continued)

Yes No

c At any time during the calendar year, did the organization maintain an office outside of the United States?

91c

X

If "Yes," enter the name of the foreign country **N/A**

92 Section 4947(a)(1) nonexempt charitable trusts filing Form 990 in lieu of Form 1041- Check here

and enter the amount of tax-exempt interest received or accrued during the tax year

92

N/A

**Part VII Analysis of Income-Producing Activities** (See the instructions.)

Note: Enter gross amounts unless otherwise indicated

	Unrelated business income		Excluded by section 512, 513, or 514		(E) Related or exempt function income
	(A) Business code	(B) Amount	(C) Exclu- sion code	(D) Amount	
93 Program service revenue:					
a <b>PATIENT FEES</b>					2,762,693.
b <b>SCHOOL DISTRICT FUNDING</b>					4,194,097.
c					
d					
e					
f Medicare/Medicaid payments					
g Fees and contracts from government agencies					
94 Membership dues and assessments					
95 Interest on savings and temporary cash investments			14	17,438.	
96 Dividends and interest from securities			14	1,189,361.	
97 Net rental income or (loss) from real estate:					
a debt-financed property					
b not debt-financed property					
98 Net rental income or (loss) from personal property					
99 Other investment income					
100 Gain or (loss) from sales of assets other than inventory			18	2,612,533.	
101 Net income or (loss) from special events					700,553.
102 Gross profit or (loss) from sales of inventory					
103 Other revenue					
a <b>COUNTY CONTRACTS</b>					1,717,393.
b <b>OTHER INCOME</b>					459,786.
c					
d					
e					
104 Subtotal (add columns (B), (D), and (E))		0.		3,819,332.	9,834,522.
105 Total (add line 104, columns (B), (D), and (E))					13,653,854.

Note: Line 105 plus line 1e, Part I, should equal the amount on line 12, Part I.

**Part VIII Relationship of Activities to the Accomplishment of Exempt Purposes** (See the instructions.)

Line No.	Explain how each activity for which income is reported in column (E) of Part VII contributed importantly to the accomplishment of the organization's exempt purposes (other than by providing funds for such purposes).
▼	SEE STATEMENT 9

**Part IX Information Regarding Taxable Subsidiaries and Disregarded Entities** (See the instructions.)

(A) Name, address, and EIN of corporation, partnership, or disregarded entity	(B) Percentage of ownership interest	(C) Nature of activities	(D) Total income	(E) End-of-year assets
N/A	%			
	%			
	%			
	%			

**Part X Information Regarding Transfers Associated with Personal Benefit Contracts** (See the instructions.)

(a) Did the organization, during the year, receive any funds, directly or indirectly, to pay premiums on a personal benefit contract?  Yes  No

(b) Did the organization, during the year, pay premiums, directly or indirectly, on a personal benefit contract?  Yes  No

Note: If "Yes" to (b), file Form 8870 and Form 4720 (see instructions).

**Part XI** Information Regarding Transfers To and From Controlled Entities. Complete only if the organization is a controlling organization as defined in section 512(b)(13). **N/A**

106 Did the reporting organization make any transfers to a controlled entity as defined in section 512(b)(13) of the Code? If "Yes," complete the schedule below for each controlled entity.


	(A) Name, address, of each controlled entity	(B) Employer Identification Number	(C) Description of transfer	(D) Amount of transfer
a	-----			
b	-----			
c	-----			
<b>Totals</b>				

107 Did the reporting organization receive any transfers from a controlled entity as defined in section 512(b)(13) of the Code? If "Yes," complete the schedule below for each controlled entity.

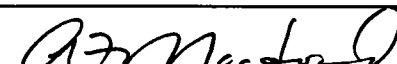
	(A) Name, address, of each controlled entity	(B) Employer Identification Number	(C) Description of transfer	(D) Amount of transfer
a	-----			
b	-----			
c	-----			
<b>Totals</b>				

108 Did the organization have a binding written contract in effect on August 17, 2006, covering the interest, rents, royalties, and annuities described in question 107 above?

Under penalties of perjury, I declare that I have examined this return, including accompanying schedules and statements, and to the best of my knowledge and belief, it is true, correct, and complete. Declaration of preparer (other than officer) is based on all information of which preparer has any knowledge.

Please Sign Here:  Signature of officer Date 2/7/08

B. Friedman, CFO Type or print name and title

Paid Preparer's Use Only: Preparer's signature  Date 2/6/08 Check if self-employed  Preparer's SSN or PTIN (See Gen Inst X)

Firm's name (or yours if self-employed), address, and ZIP + 4: **FRANK, RIMERMAN & CO. LLP**  
**1801 PAGE MILL ROAD**  
**PALO ALTO, CA 94304**

EIN: \_\_\_\_\_ Phone no. **(650) 845-8100**

**SCHEDULE A**  
(Form 990 or 990-EZ)

Department of the Treasury  
Internal Revenue Service

**Organization Exempt Under Section 501(c)(3)**

(Except Private Foundation) and Section 501(e), 501(f), 501(k),  
501(n), or 4947(a)(1) Nonexempt Charitable Trust

**Supplementary Information-(See separate instructions.)**

▶ **MUST be completed by the above organizations and attached to their Form 990 or 990-EZ**

OMB No 1545-0047

**2006**

Name of the organization

**THE CHILDREN'S HEALTH COUNCIL, INC.**

Employer identification number

**94 1312311**

**Part I Compensation of the Five Highest Paid Employees Other Than Officers, Directors, and Trustees**

(See page 2 of the instructions. List each one. If there are none, enter "None.")

(a) Name and address of each employee paid more than \$50,000	(b) Title and average hours per week devoted to position	(c) Compensation	(d) Contributions to employee benefit plans & deferred compensation	(e) Expense account and other allowances
TONIA BROCKMAN DETAIL AVAILABLE UPON REQUEST.	SCHOOL CLINICAL MGR 40.00	87,880.	19,334.	
NICOLA CROLL DETAIL AVAILABLE UPON REQUEST.	PSYCHOLOGIST 40.00	85,000.	18,700.	
ANTHONY BAKER DETAIL AVAILABLE UPON REQUEST.	IT MANAGER 40.00	115,000.	25,300.	
LYDIA FLASHER DETAIL AVAILABLE UPON REQUEST.	PSYCHOLOGY MANAGER 40.00	94,000.	20,680.	
ANNE BENHAM DETAIL AVAILABLE UPON REQUEST.	STAFF PSYCHOLOGIST 20.00	91,000.	20,020.	
Total number of other employees paid over \$50,000	▶ 72			

**Part II-A Compensation of the Five Highest Paid Independent Contractors for Professional Services**

(See page 2 of the instructions. List each one (whether individuals or firms). If there are none, enter "None.")

(a) Name and address of each independent contractor paid more than \$50,000	(b) Type of service	(c) Compensation
NONE		
Total number of others receiving over \$50,000 for professional services	▶ 0	

**Part II-B Compensation of the Five Highest Paid Independent Contractors for Other Services**

(List each contractor who performed services other than professional services, whether individuals or firms. If there are none, enter "None." See page 2 of the instructions.)

(a) Name and address of each independent contractor paid more than \$50,000	(b) Type of service	(c) Compensation
NONE		
Total number of other contractors receiving over \$50,000 for other services	▶ 0	

<b>Part III</b> Statements About Activities (See page 2 of the instructions.)		Yes	No
<b>1</b>	During the year, has the organization attempted to influence national, state, or local legislation, including any attempt to influence public opinion on a legislative matter or referendum? If "Yes," enter the total expenses paid or incurred in connection with the lobbying activities ▶ \$ _____ \$ _____ (Must equal amounts on line 38, Part VI-A, or line i of Part VI-B.) Organizations that made an election under section 501(h) by filing Form 5768 must complete Part VI-A. Other organizations checking "Yes" must complete Part VI-B AND attach a statement giving a detailed description of the lobbying activities.		<b>X</b>
<b>2</b>	During the year, has the organization, either directly or indirectly, engaged in any of the following acts with any substantial contributors, trustees, directors, officers, creators, key employees, or members of their families, or with any taxable organization with which any such person is affiliated as an officer, director, trustee, majority owner, or principal beneficiary? (If the answer to any question is "Yes," attach a detailed statement explaining the transactions.)		
<b>a</b>	Sale, exchange, or leasing of property?		<b>X</b>
<b>b</b>	Lending of money or other extension of credit?		<b>X</b>
<b>c</b>	Furnishing of goods, services, or facilities?		<b>X</b>
<b>d</b>	Payment of compensation (or payment or reimbursement of expenses if more than \$1,000)? <b>SEE STATEMENT 10</b>	<b>X</b>	
<b>e</b>	Transfer of any part of its income or assets?		<b>X</b>
<b>3 a</b>	Did the organization make grants for scholarships, fellowships, student loans, etc.? (If "Yes," attach an explanation of how the organization determines that recipients qualify to receive payments.)		<b>X</b>
<b>b</b>	Did the organization have a section 403(b) annuity plan for its employees?	<b>X</b>	
<b>c</b>	Did the organization receive or hold an easement for conservation purposes, including easements to preserve open space, the environment, historic land areas or historic structures? If "Yes," attach a detailed statement		<b>X</b>
<b>d</b>	Did the organization provide credit counseling, debt management, credit repair, or debt negotiation services?		<b>X</b>
<b>4 a</b>	Did the organization maintain any donor advised funds? If "Yes," complete lines 4b through 4g. If "No," complete lines 4f and 4g	<b>X</b>	
<b>b</b>	Did the organization make any taxable distributions under section 4966?		<b>X</b>
<b>c</b>	Did the organization make a distribution to a donor, donor advisor, or related person?		<b>X</b>
<b>d</b>	Enter the total number of donor advised funds owned at the end of the tax year	▶	<b>31</b>
<b>e</b>	Enter the aggregate value of assets held in all donor advised funds owned at the end of the tax year	▶	<b>313,661.</b>
<b>f</b>	Enter the total number of separate funds or accounts owned at the end of the year (excluding donor advised funds included on line 4d) where donors have the right to provide advice on the distribution or investment of amounts in such funds or accounts	▶	<b>0.</b>
<b>g</b>	Enter the aggregate value of assets in all funds or accounts included on line 4f at the end of the tax year	▶	<b>0.</b>

**Part IV Reason for Non-Private Foundation Status** (See pages 4 through 7 of the instructions.)

I certify that the organization is not a private foundation because it is: (Please check only **ONE** applicable box.)

- 5  A church, convention of churches, or association of churches. Section 170(b)(1)(A)(i).
- 6  A school. Section 170(b)(1)(A)(ii). (Also complete Part V.)
- 7  A hospital or a cooperative hospital service organization. Section 170(b)(1)(A)(iii).
- 8  A federal, state, or local government or governmental unit. Section 170(b)(1)(A)(v).
- 9  A medical research organization operated in conjunction with a hospital. Section 170(b)(1)(A)(iii). Enter the hospital's name, city, and state
- 10  An organization operated for the benefit of a college or university owned or operated by a governmental unit. Section 170(b)(1)(A)(iv). (Also complete the **Support Schedule** in Part IV-A.)
- 11a  An organization that normally receives a substantial part of its support from a governmental unit or from the general public. Section 170(b)(1)(A)(vi). (Also complete the **Support Schedule** in Part IV-A.)
- 11b  A community trust. Section 170(b)(1)(A)(vi). (Also complete the **Support Schedule** in Part IV-A.)
- 12  An organization that normally receives: (1) more than 33 1/3% of its support from contributions, membership fees, and gross receipts from activities related to its charitable, etc., functions - subject to certain exceptions, and (2) no more than 33 1/3% of its support from gross investment income and unrelated business taxable income (less section 511 tax) from businesses acquired by the organization after June 30, 1975. See section 509(a)(2). (Also complete the **Support Schedule** in Part IV-A.)
- 13  An organization that is not controlled by any disqualified persons (other than foundation managers) and otherwise meets the requirements of section 509(a)(3). Check the box that describes the type of supporting organization:  
 Type I       Type II       Type III-Functionally Integrated       Type III-Other

**Provide the following information about the supported organizations.** (See page 7 of the instructions.)

(a) Name(s) of supported organization(s)	(b) Employer identification number (EIN)	(c) Type of organization (described in lines 5 through 12 above or IRC section)	(d) Is the supported organization listed in the supporting organization's governing documents?		(e) Amount of support
			Yes	No	
<b>Total</b>					<input type="checkbox"/>

- 14  An organization organized and operated to test for public safety. Section 509(a)(4). (See page 7 of the instructions.)

**Part IV-A Support Schedule** (Complete only if you checked a box on line 10, 11, or 12.) Use cash method of accounting. **N/A**  
 Note: You may use the worksheet in the instructions for converting from the accrual to the cash method of accounting.

Calendar year (or fiscal year beginning in)	(a) 2005	(b) 2004	(c) 2003	(d) 2002	(e) Total
15 Gifts, grants, and contributions received. (Do not include unusual grants. See line 28.)					
16 Membership fees received					
17 Gross receipts from admissions, merchandise sold or services performed, or furnishing of facilities in any activity that is related to the organization's charitable, etc., purpose					
18 Gross income from interest, dividends, amounts received from payments on securities loans (section 512(a)(5)), rents, royalties, and unrelated business taxable income (less section 511 taxes) from businesses acquired by the organization after June 30, 1975					
19 Net income from unrelated business activities not included in line 18					
20 Tax revenues levied for the organization's benefit and either paid to it or expended on its behalf					
21 The value of services or facilities furnished to the organization by a governmental unit without charge. Do not include the value of services or facilities generally furnished to the public without charge					
22 Other income. Attach a schedule. Do not include gain or (loss) from sale of capital assets					
23 Total of lines 15 through 22	0.	0.	0.	0.	0.
24 Line 23 minus line 17					
25 Enter 1% of line 23					

26 Organizations described on lines 10 or 11: a Enter 2% of amount in column (e), line 24	26a	N/A
b Prepare a list for your records to show the name of and amount contributed by each person (other than a governmental unit or publicly supported organization) whose total gifts for 2002 through 2005 exceeded the amount shown in line 26a. Do not file this list with your return. Enter the total of all these excess amounts	26b	N/A
c Total support for section 509(a)(1) test: Enter line 24, column (e)	26c	N/A
d Add: Amounts from column (e) for lines: 18 _____ 19 _____ 22 _____ 26b _____	26d	N/A
e Public support (line 26c minus line 26d total)	26e	N/A
f Public support percentage (line 26e (numerator) divided by line 26c (denominator))	26f	N/A %

27 Organizations described on line 12: a For amounts included in lines 15, 16, and 17 that were received from a "disqualified person," prepare a list for your records to show the name of, and total amounts received in each year from, each "disqualified person." Do not file this list with your return. Enter the sum of such amounts for each year: (2005) _____ (2004) _____ (2003) _____ (2002) _____		
b For any amount included in line 17 that was received from each person (other than "disqualified persons"), prepare a list for your records to show the name of, and amount received for each year, that was more than the larger of (1) the amount on line 25 for the year or (2) \$5,000. (Include in the list organizations described in lines 5 through 11b, as well as individuals.) Do not file this list with your return. After computing the difference between the amount received and the larger amount described in (1) or (2), enter the sum of these differences (the excess amounts) for each year: (2005) _____ (2004) _____ (2003) _____ (2002) _____		
c Add: Amounts from column (e) for lines: 15 _____ 16 _____ 17 _____ 20 _____ 21 _____	27c	N/A
d Add: Line 27a total _____ and line 27b total _____	27d	N/A
e Public support (line 27c total minus line 27d total)	27e	N/A
f Total support for section 509(a)(2) test: Enter amount on line 23, column (e)      27f      N/A	27f	N/A
g Public support percentage (line 27e (numerator) divided by line 27f (denominator))	27g	N/A %
h Investment income percentage (line 18, column (e) (numerator) divided by line 27f (denominator))	27h	N/A %

28 Unusual Grants: For an organization described in line 10, 11, or 12 that received any unusual grants during 2002 through 2005, prepare a list for your records to show, for each year, the name of the contributor, the date and amount of the grant, and a brief description of the nature of the grant. Do not file this list with your return. Do not include these grants in line 15.

**Part V Private School Questionnaire** (See page 9 of the instructions.)

N/A

**(To be completed ONLY by schools that checked the box on line 6 in Part IV)**

		Yes	No
29	Does the organization have a racially nondiscriminatory policy toward students by statement in its charter, bylaws, other governing instrument, or in a resolution of its governing body?		
30	Does the organization include a statement of its racially nondiscriminatory policy toward students in all its brochures, catalogues, and other written communications with the public dealing with student admissions, programs, and scholarships?		
31	Has the organization publicized its racially nondiscriminatory policy through newspaper or broadcast media during the period of solicitation for students, or during the registration period if it has no solicitation program, in a way that makes the policy known to all parts of the general community it serves? If "Yes," please describe; if "No," please explain. (If you need more space, attach a separate statement.)		
_____			
_____			
_____			
32	Does the organization maintain the following:		
a	Records indicating the racial composition of the student body, faculty, and administrative staff?		
b	Records documenting that scholarships and other financial assistance are awarded on a racially nondiscriminatory basis?		
c	Copies of all catalogues, brochures, announcements, and other written communications to the public dealing with student admissions, programs, and scholarships?		
d	Copies of all material used by the organization or on its behalf to solicit contributions? If you answered "No" to any of the above, please explain. (If you need more space, attach a separate statement.)		
_____			
33	Does the organization discriminate by race in any way with respect to:		
a	Students' rights or privileges?		
b	Admissions policies?		
c	Employment of faculty or administrative staff?		
d	Scholarships or other financial assistance?		
e	Educational policies?		
f	Use of facilities?		
g	Athletic programs?		
h	Other extracurricular activities? If you answered "Yes" to any of the above, please explain. (If you need more space, attach a separate statement.)		
_____			
_____			
34 a	Does the organization receive any financial aid or assistance from a governmental agency?		
b	Has the organization's right to such aid ever been revoked or suspended? If you answered "Yes" to either 34a or b, please explain using an attached statement.		
35	Does the organization certify that it has complied with the applicable requirements of sections 4.01 through 4.05 of Rev. Proc. 75-50, 1975-2 C.B. 587, covering racial nondiscrimination? If "No," attach an explanation		

Schedule A (Form 990 or 990-EZ) 2006

**Part VI-A Lobbying Expenditures by Electing Public Charities** (See page 10 of the instructions.) **N/A**

(To be completed ONLY by an eligible organization that filed Form 5768)

Check  **a** if the organization belongs to an affiliated group. Check  **b** if you checked "a" and "limited control" provisions apply.

<b>Limits on Lobbying Expenditures</b> (The term "expenditures" means amounts paid or incurred.)	<b>(a)</b> Affiliated group totals	<b>(b)</b> To be completed for all electing organizations												
	<b>N/A</b>													
<b>36</b> Total lobbying expenditures to influence public opinion (grassroots lobbying)	<b>36</b>													
<b>37</b> Total lobbying expenditures to influence a legislative body (direct lobbying)	<b>37</b>													
<b>38</b> Total lobbying expenditures (add lines 36 and 37)	<b>38</b>													
<b>39</b> Other exempt purpose expenditures	<b>39</b>													
<b>40</b> Total exempt purpose expenditures (add lines 38 and 39)	<b>40</b>													
<b>41</b> Lobbying nontaxable amount. Enter the amount from the following table -														
<table border="0"> <tr> <td style="padding-right: 20px;"><b>If the amount on line 40 is -</b></td> <td><b>The lobbying nontaxable amount is -</b></td> </tr> <tr> <td>Not over \$500,000</td> <td>20% of the amount on line 40</td> </tr> <tr> <td>Over \$500,000 but not over \$1,000,000</td> <td>\$100,000 plus 15% of the excess over \$500,000</td> </tr> <tr> <td>Over \$1,000,000 but not over \$1,500,000</td> <td>\$175,000 plus 10% of the excess over \$1,000,000</td> </tr> <tr> <td>Over \$1,500,000 but not over \$17,000,000</td> <td>\$225,000 plus 5% of the excess over \$1,500,000</td> </tr> <tr> <td>Over \$17,000,000</td> <td>\$1,000,000</td> </tr> </table>	<b>If the amount on line 40 is -</b>	<b>The lobbying nontaxable amount is -</b>	Not over \$500,000	20% of the amount on line 40	Over \$500,000 but not over \$1,000,000	\$100,000 plus 15% of the excess over \$500,000	Over \$1,000,000 but not over \$1,500,000	\$175,000 plus 10% of the excess over \$1,000,000	Over \$1,500,000 but not over \$17,000,000	\$225,000 plus 5% of the excess over \$1,500,000	Over \$17,000,000	\$1,000,000	<b>41</b>	
<b>If the amount on line 40 is -</b>	<b>The lobbying nontaxable amount is -</b>													
Not over \$500,000	20% of the amount on line 40													
Over \$500,000 but not over \$1,000,000	\$100,000 plus 15% of the excess over \$500,000													
Over \$1,000,000 but not over \$1,500,000	\$175,000 plus 10% of the excess over \$1,000,000													
Over \$1,500,000 but not over \$17,000,000	\$225,000 plus 5% of the excess over \$1,500,000													
Over \$17,000,000	\$1,000,000													
<b>42</b> Grassroots nontaxable amount (enter 25% of line 41)	<b>42</b>													
<b>43</b> Subtract line 42 from line 36. Enter -0- if line 42 is more than line 36	<b>43</b>													
<b>44</b> Subtract line 41 from line 38. Enter -0- if line 41 is more than line 38	<b>44</b>													

**Caution:** If there is an amount on either line 43 or line 44, you must file Form 4720.

**4-Year Averaging Period Under Section 501(h)**

(Some organizations that made a section 501(h) election do not have to complete all of the five columns below. See the instructions for lines 45 through 50 on page 13 of the instructions.)

Calendar year (or fiscal year beginning in) ▶	Lobbying Expenditures During 4-Year Averaging Period				N/A
	(a) 2006	(b) 2005	(c) 2004	(d) 2003	(e) Total
<b>45</b> Lobbying nontaxable amount					0.
<b>46</b> Lobbying ceiling amount (150% of line 45(e))					0.
<b>47</b> Total lobbying expenditures					0.
<b>48</b> Grassroots nontaxable amount					0.
<b>49</b> Grassroots ceiling amount (150% of line 48(e))					0.
<b>50</b> Grassroots lobbying expenditures					0.

**Part VI-B Lobbying Activity by Nonelecting Public Charities** (For reporting only by organizations that did not complete Part VI-A) (See page 13 of the instructions.) **N/A**

During the year, did the organization attempt to influence national, state or local legislation, including any attempt to influence public opinion on a legislative matter or referendum, through the use of:	Yes	No	Amount
<b>a</b> Volunteers			
<b>b</b> Paid staff or management (Include compensation in expenses reported on lines c through h.)			
<b>c</b> Media advertisements			
<b>d</b> Mailings to members, legislators, or the public			
<b>e</b> Publications, or published or broadcast statements			
<b>f</b> Grants to other organizations for lobbying purposes			
<b>g</b> Direct contact with legislators, their staffs, government officials, or a legislative body			
<b>h</b> Rallies, demonstrations, seminars, conventions, speeches, lectures, or any other means			
<b>i</b> Total lobbying expenditures (Add lines c through h.)			0.

If "Yes" to any of the above, also attach a statement giving a detailed description of the lobbying activities.



FORM 990 GAIN (LOSS) FROM PUBLICLY TRADED SECURITIES STATEMENT 1

DESCRIPTION	GROSS SALES PRICE	COST OR OTHER BASIS	EXPENSE OF SALE	NET GAIN OR (LOSS)
BERNSTEIN #888-03816	12,924,382.	10,311,849.	0.	2,612,533.
TO FORM 990, PART I, LINE 8	12,924,382.	10,311,849.	0.	2,612,533.

FORM 990 SPECIAL EVENTS AND ACTIVITIES STATEMENT 2

DESCRIPTION OF EVENT	GROSS RECEIPTS	CONTRIBUT. INCLUDED	GROSS REVENUE	DIRECT EXPENSES	NET INCOME
AUXILIARY AND SPECIAL EVENTS	1244804.		1244804.	544251.	700,553.
TO FM 990, PART I, LINE 9	1244804.		1244804.	544251.	700,553.

FORM 990 OTHER CHANGES IN NET ASSETS OR FUND BALANCES STATEMENT 3

DESCRIPTION	AMOUNT
UNREALIZED APPRECIATION OF MARKETABLE SECURITIES	393,870.
TOTAL TO FORM 990, PART I, LINE 20	393,870.

FORM 990 OTHER EXPENSES STATEMENT 4

DESCRIPTION	(A) TOTAL	(B) PROGRAM SERVICES	(C) MANAGEMENT AND GENERAL	(D) FUNDRAISING
DUES AND MEMBERSHIPS	28,037.	13,375.	11,989.	2,673.
MARKETING FEES & ADVERTISING	270,278.	196,047.	73,724.	507.
CONSULTING FEES	79,065.	5,385.	73,680.	
TRANSCRIPTION EXPENSE	6,743.	6,743.		
TECHNICAL SUPPORT EXPENSE	456,207.	136,628.	314,731.	4,848.
BANK CHARGES	52,404.	<10.>	52,414.	

THE CHILDREN'S HEALTH COUNCIL, INC.

94-1312311

UTILITIES & MAINTENANCE	445,119.	325,911.	104,977.	14,231.
INSURANCE	121,763.	37,138.	83,356.	1,269.
SCHOOL TRANSPORTATION	635,624.	635,624.		
OUTCOMES RESEARCH ALLOCATION	0.	<32,905.>	29,914.	2,991.
TOTAL TO FM 990, LN 43	2,095,240.	1,323,936.	744,785.	26,519.

FORM 990

OFFICER COMPENSATION ALLOCATION  
PART II, LINE 25A

STATEMENT 5

NAME OF OFFICER, ETC.	COMPENSATION	EMPLOYEE BEN. PLANS	EXPENSE ACCOUNTS	TOTALS
STEPHEN A. JOFFE	200,000.	44,000.		244,000.
A. PROGRAM SERVICES	120,000.	26,400.		146,400.
B. MANAGEMENT AND GENERAL	20,000.	4,400.		24,400.
C. FUNDRAISING	60,000.	13,200.		73,200.

NAME OF OFFICER, ETC.	COMPENSATION	EMPLOYEE BEN. PLANS	EXPENSE ACCOUNTS	TOTALS
GLEN ELLIOT, MD	220,000.	48,400.		268,400.
A. PROGRAM SERVICES	220,000.	48,400.		268,400.
B. MANAGEMENT AND GENERAL				
C. FUNDRAISING				

NAME OF OFFICER, ETC.	COMPENSATION	EMPLOYEE BEN. PLANS	EXPENSE ACCOUNTS	TOTALS
KAREN BRESLOW	94,500.	20,790.		115,290.
A. PROGRAM SERVICES	94,500.	20,790.		115,290.
B. MANAGEMENT AND GENERAL				
C. FUNDRAISING				

NAME OF OFFICER, ETC.	COMPENSATION	EMPLOYEE BEN. PLANS	EXPENSE ACCOUNTS	TOTALS
CAROL ROCUZZO	119,114.	26,205.		145,319.
A. PROGRAM SERVICES	59,557.	13,103.		72,660.
B. MANAGEMENT AND GENERAL	59,557.	13,102.		72,659.
C. FUNDRAISING				

NAME OF OFFICER, ETC.	COMPENSATION	EMPLOYEE BEN. PLANS	EXPENSE ACCOUNTS	TOTALS
THOMAS MCPHERSON	105,000.	23,100.		128,100.
A. PROGRAM SERVICES	94,500.	20,790.		115,290.
B. MANAGEMENT AND GENERAL	10,500.	2,310.		12,810.
C. FUNDRAISING				

NAME OF OFFICER, ETC.	COMPENSATION	EMPLOYEE BEN. PLANS	EXPENSE ACCOUNTS	TOTALS
KAREN GRITES	105,924.	23,303.		129,227.
A. PROGRAM SERVICES	105,924.	23,303.		129,227.
B. MANAGEMENT AND GENERAL				
C. FUNDRAISING				

NAME OF OFFICER, ETC.	COMPENSATION	EMPLOYEE BEN. PLANS	EXPENSE ACCOUNTS	TOTALS
TERRY KURFESS	114,509.	25,192.		139,701.
A. PROGRAM SERVICES				
B. MANAGEMENT AND GENERAL				
C. FUNDRAISING	114,509.	25,192.		139,701.

NAME OF OFFICER, ETC.	COMPENSATION	EMPLOYEE BEN. PLANS	EXPENSE ACCOUNTS	TOTALS
BRUCE FIELDING JR.	171,600.	37,752.		209,352.
A. PROGRAM SERVICES	85,800.	18,876.		104,676.
B. MANAGEMENT AND GENERAL	68,640.	15,101.		83,741.
C. FUNDRAISING	17,160.	3,775.		20,935.

TOTAL PROGRAM SERVICES				951,943.
TOTAL MANAGEMENT AND GENERAL				193,610.
TOTAL FUNDRAISING				233,836.
TOTAL OFFICER, ETC., COMPENSATION INCLUDED ON PART II, LINE 25A				<u>1,379,389.</u>

FORM 990 STATEMENT OF ORGANIZATION'S PRIMARY EXEMPT PURPOSE STATEMENT 6  
PART III

**EXPLANATION**  
 TO PROVIDE PROFESSIONAL SERVICES TO CHILDREN WITH EMOTIONAL, LEARNING, LANGUAGE, NEUROLOGICAL, AND/OR MENTAL DISABILITIES.

FORM 990 NON-GOVERNMENT SECURITIES STATEMENT 7

SECURITY DESCRIPTION	COST/FMV	CORPORATE STOCKS	CORPORATE BONDS	OTHER PUBLICLY TRADED SECURITIES	TOTAL NON-GOV'T SECURITIES
INVESTMENT IN SECURITIES	FMV			30714887.	30714887.
TO FORM 990, LINE 54A, COL B					
				30714887.	30714887.

FORM 990 PART V-A - LIST OF CURRENT OFFICERS, DIRECTORS, TRUSTEES AND KEY EMPLOYEES STATEMENT 8

NAME AND ADDRESS	TITLE AND AVRG HRS/WK	COMPEN-SATION	EMPLOYEE BEN PLAN CONTRIB	EXPENSE ACCOUNT
STEPHEN A. JOFFE P.O. BOX 3128 HALF MOON BAY, CA 94019	EXECUTIVE DIRECTOR 40.00	200,000.	44,000.	0.
GLEN ELLIOT, MD 1513 BEDFORD AVE SUNNYVALE, CA 94087	INTERIM CLINICAL DIRECTOR 40.00	220,000.	48,400.	0.
KAREN BRESLOW 532 CHARMING AVE PALO ALTO, CA 94301	INTERIM SCHOOL DIRECTOR 40.00	94,500.	20,790.	0.
CAROL ROCUZZO 603 PORTSMOUTH LANE FOSTER CITY, CA 94404	HUMAN RESOURCE DIRECTOR 40.00	119,114.	26,205.	0.
THOMAS MCPHERSON 465 ALVARADO STREET SAN FRANCISCO, CA 94114	CLIENT CARE DIRECTOR 40.00	105,000.	23,100.	0.
KAREN GRITES 315 HOMER AVE, #102 PALO ALTO, CA 94301	DIRECTOR OF PROF SERVICES 40.00	105,924.	23,303.	0.
TERRY KURFESS 345 COTTON STREET MENLO PARK, CA 94025	DEVELOP & MKTG DIRECTOR 40.00	114,509.	25,192.	0.

BRUCE FIELDING JR. 1394 CUERNAVACA CIRCULO MOUNTAIN VIEW, CA 94040	CFO 40.00	171,600.	37,752.	0.
MARK T. GATES 650 CLARK WAY PALO ALTO, CA 94304	CHAIR 0.00	0.	0.	0.
ROSS JAFFE, M.D. 650 CLARK WAY PALO ALTO, CA 94304	VICE CHAIR 0.00	0.	0.	0.
JAMES OTIENO 650 CLARK WAY PALO ALTO, CA 94304	SECRETARY 0.00	0.	0.	0.
LAWRENCE M. SCHWAB 650 CLARK WAY PALO ALTO, CA 94304	TREASURER 0.00	0.	0.	0.
SEE ATTACHED LIST OF DIRECTORS STATEMENT B	0.00	0.	0.	0.
TOTALS INCLUDED ON FORM 990, PART V-A		<u>1,130,647.</u>	<u>248742.</u>	<u>0.</u>

FORM 990                      PART VIII - RELATIONSHIP OF ACTIVITIES TO                      STATEMENT 9  
 ACCOMPLISHMENT OF EXEMPT PURPOSES

LINE	EXPLANATION OF RELATIONSHIP OF ACTIVITIES
93	FEEES AND TUITION ARE FOR PROFESSIONAL, MEDICAL, PSYCHOLOGICAL, AND EDUCATIONAL SERVICES FOR CHILDREN. THE ORGANIZATION'S EXEMPT PURPOSE IS TO AID HANDICAPPED CHILDREN.
101	FUNDRAISING ACTIVITIES INCLUDE A SYMPHONY PERFORMANCE, AND OPERATION OF A SECOND-HAND STORE, WHICH ARE SUBSTANTIALLY RELATED TO THE ORGANIZATION'S EXEMPT PURPOSE AND FOR WHICH THE PRODUCTS AND SERVICES WERE DONATED.
103	OTHER MISCELLANEOUS REVENUE INCLUDES GOVERNMENT CONTRACTS, ROYALTIES, CONSULTATION REVENUES, AND OTHER MISCELLANEOUS REVENUES.

---

---


SCHEDULE A

EXPLANATION OF TRANSACTIONS  
PART III, LINE 2D

STATEMENT 10

---

OFFICER'S COMPENSATION - PLEASE SEE PART V OF FORM 990



Home

About Us

How to Get Help

**Services & Programs**

Clinical Services

Esther B. Clark School

Educational Services

Outcomes Measurement  
& Research

Professional Development

FAQs

Financial Assistance

Donors

CHC Newsroom

Jobs

Resource Links

Contact Us

Home >> Services & Programs

## Services & Programs

Every child is unique and each assessment and treatment strategy is individually tailored in a manner that identifies the client's strengths and needs and ultimately provides an effective service strategy for children, families and the community

The Children's Health Council (CHC) is committed to making a measurable difference in the lives of children and their families who face developmental, behavioral, emotional and learning challenges

**CHC offers a flexible problem solving approach to the assessment and treatment of:**

- Autistic Spectrum Disorders
- Asperger's/Autism
- School Performance/School Readiness
- Children with Complex Medical Problems (CCMP)
- Medically Fragile
- Behavior Management
- Anxiety
- Depression
- Communication/Speech and Language Issues
- Kindergarten Readiness
- Attention Deficit
- Hyperactivity

**Services are provided through four divisions:**

- The **Outpatient Clinic**, including information and referral
- The **Esther B. Clark School**, a therapeutic day school
- **Educational Services**, including a **Parent Resource Center**, **Parent Education classes**, and **Schools Attuned®** teacher training
- **Outcomes Measurement and Research**, which evaluates CHC programs and provides consulting to other non-profits

### Services

Our clinic offers single discipline as well as multi-disciplinary team diagnostic assessments to children ages 0-18, as well as individual, family and group treatment services

**These services are provided by professionals in:**

- Psychiatry
- Psychology
- Neuropsychology
- Social work
- Education
- Behavior Management



### What's New

#### Parenting Classes at CHC

The Parenting Program is the Register now

#### Groups Programs

Therapy groups for children deal with various developmental or behavioral

#### CHC Auxiliary: The First Fire

Limited first commemorative of CHC

#### SPOT Program

Speech and Therapy Program at

#### Success Stories

Children and families benefiting from services and offered at CHC

- Marriage and Family Therapy
- Speech and Language Therapy
- Occupational Therapy
- Art Therapy

**The clinic staff at CHC has particular sub-specialty expertise in:**

- Education Issues
- Developmental assessments
- The 0-5 age group
- Children with Autistic Spectrum disorders
- Children with inattention and hyperactivity problems
- Pre-school, school-age and adolescent group therapy
- Psychological and educational difficulties of children with serious medical illnesses
- School based services

**Treatment Expertise**

- Individual and Family
- Group therapy services
- Behavior assessment, management and consulting services
- Neuropsychology services integrated with other specialty care

Our Privacy Notice See how CHC handles your confidential health information CHC is a 501(c) 3 non-profit agency

THE CHILDREN'S  
HEALTH COUNCIL

The Children's Health Council  
Board of Directors – FY 2007

---

**Officers:**

Mark T. Gates, Chair  
Ross Jaffe, M.D., Vice Chair  
James Otieno, Secretary  
Lawrence M. Schwab, Treasurer

**Directors:**

Mark Berryman, CPA  
Elizabeth Dumanian, M.S.W.  
Curtis Feeny  
Rita deSales French, Ph.D.  
Susan M. Hyatt  
Christine Johnson, Ph.D.  
Mary Johnson  
Robert A. Keller  
Suzanne Killea  
Michèle Kirsch  
Bren Leisure  
Kelly Look, M.D.  
Patrick J. McGaraghan  
Lisa Mooring  
Joseph Seiger  
Elizabeth Shen  
David Stevenson, M.D.  
Deborah Stipek, Ph.D.  
Dee Tolles  
Rosalie Whitlock, Ph.D.  
Quin Whitman

**Ex Officio:**

Margaret Meier Brush, Auxiliary President

THE CHILDREN'S HEALTH COUNCIL

650 Clark Way, Palo Alto, CA 94304 TEL 650.326.5530 FAX 650.688.0206 [www.chconline.org](http://www.chconline.org)

**Summary**

Description	Amount
Long-Term	\$2,601,954.24
Zero Cost	\$10,578.89
<b>Total</b>	<b>\$2,612,533.13</b>

**Long-Term Capital Gains**

Account No.	Open Date	Close Date	Quantity	Description	Sale Price	Unit Cost	Total Proceeds	Total Cost	Gain/(Loss)
888-03816	01/17/2006	06/28/2007	225	CROWN CASTLE INTL CORP	\$35.30	\$28.64	\$7,943.00	\$6,444.99	\$1,498.01
888-03817	10/26/2005	06/28/2007	165	CROWN CASTLE INTL CORP	\$35.30	\$24.14	\$5,824.86	\$3,983.50	\$1,841.36
888-03816	05/04/2007	06/25/2007	75	BP AMOCO P L C	\$70.50	\$68.71	\$5,287.45	\$5,153.49	\$133.96
888-03817	12/12/2006	06/25/2007	10	BP AMOCO P L C	\$70.50	\$68.35	\$704.99	\$683.53	\$21.46
888-03816	10/27/2006	06/25/2007	60	BP AMOCO P L C	\$70.50	\$68.44	\$4,229.96	\$4,106.26	\$123.70
888-03816	06/22/2006	06/25/2007	35	BP AMOCO P L C	\$70.50	\$66.49	\$2,467.47	\$2,327.05	\$140.42
888-03817	01/28/2004	06/25/2007	175	BP AMOCO P L C	\$70.50	\$49.16	\$12,337.38	\$8,603.68	\$3,733.70
888-03816	06/30/2004	06/22/2007	600	TIME WARNER INC	\$21.45	\$17.60	\$12,871.56	\$10,558.33	\$2,313.23
888-03816	04/01/2004	06/22/2007	100	TIME WARNER INC	\$21.45	\$17.00	\$2,145.26	\$1,699.76	\$445.50
888-03816	06/27/2006	06/20/2007	50	MCDONALDS CORP- WRTS TO PUR	\$51.64	\$32.58	\$2,582.12	\$1,629.09	\$953.03
888-03816	06/16/2006	06/20/2007	150	MCDONALDS CORP- WRTS TO PUR	\$51.64	\$33.10	\$7,746.36	\$4,965.00	\$2,781.36
888-03816	05/03/2006	06/20/2007	50	J P MORGAN CHASE & CO	\$50.91	\$45.41	\$2,545.50	\$2,270.53	\$274.97
888-03816	02/17/2006	06/20/2007	50	MCDONALDS CORP- WRTS TO PUR	\$51.64	\$36.31	\$2,582.12	\$1,815.31	\$766.81
888-03816	02/17/2006	06/20/2007	150	J P MORGAN CHASE & CO	\$50.91	\$40.65	\$7,636.48	\$6,097.50	\$1,538.98
888-03817	01/19/2006	06/20/2007	160	J P MORGAN CHASE & CO	\$50.91	\$39.21	\$8,145.58	\$6,274.11	\$1,871.47
888-03817	06/20/2005	06/20/2007	100	GILEAD SCIENCES INC	\$79.48	\$45.22	\$7,948.00	\$4,521.65	\$3,426.35
888-03816	03/28/2005	06/20/2007	125	AMER INTERNATIONAL GROUP INC	\$72.23	\$55.54	\$9,028.16	\$6,942.95	\$2,085.21
888-03816	03/28/2005	06/20/2007	200	CITIGROUP INC	\$53.88	\$45.05	\$10,776.86	\$9,010.84	\$1,766.02
888-03816	03/07/2005	06/20/2007	110	WELLPOINT INC	\$80.45	\$63.47	\$8,849.69	\$6,982.11	\$1,867.58
888-03816	01/27/2005	06/20/2007	75	AMER INTERNATIONAL GROUP	\$72.23	\$66.71	\$5,416.90	\$5,003.14	\$413.76

**Long-Term Capital Gains**

Account No.	Open Date	Close Date	Quantity	Description	Sale Price	Unit Cost	Total Proceeds	Total Cost	Gain/(Loss)
				INC					
888-03817	07/08/2004	06/20/2007	100	CITIGROUP INC	\$53 88	\$45 32	\$5,388 43	\$4,532 20	\$856 23
888-03816	06/29/2004	06/20/2007	130	CITIGROUP INC	\$53 88	\$46 32	\$7,004 96	\$6,021 90	\$983 06
888-03817	03/30/2004	06/20/2007	195	CITIGROUP INC	\$53 88	\$51 81	\$10,507 44	\$10,102 55	\$404 89
888-03817	05/02/2003	06/20/2007	130	AMER INTERNATIONAL GROUP INC	\$72 23	\$57.37	\$9,389 29	\$7,457 82	\$1,931 47
888-03817	05/02/2003	06/20/2007	200	COMCAST CORPORATION	\$28 00	\$19 40	\$5,600 80	\$3,879 91	\$1,720 89
888-03816	05/09/2007	06/13/2007	25	TEVA PHARMACEUTICAL INDS	\$40 06	\$38 51	\$1,001 50	\$962.84	\$38 66
888-03816	05/08/2007	06/13/2007	175	TEVA PHARMACEUTICAL INDS	\$40 06	\$38 76	\$7,010 50	\$6,782 77	\$227 73
888-03816	01/11/2007	06/13/2007	20	CONOCOPHILLIPS	\$77 82	\$63 35	\$1,556 32	\$1,266 95	\$289 37
888-03816	10/31/2006	06/13/2007	100	CONOCOPHILLIPS	\$77 82	\$60 20	\$7,781 58	\$6,019 90	\$1,761 68
888-03816	06/22/2006	06/13/2007	80	BP AMOCO P L C	\$68 14	\$66 49	\$5,451 45	\$5,318 97	\$132 48
888-03816	06/16/2006	06/13/2007	125	KELLOGG CO	\$52 04	\$47 25	\$6,504 94	\$5,906 73	\$598 21
888-03817	05/30/2006	06/13/2007	200	KELLOGG CO	\$52 08	\$47 26	\$10,416 18	\$9,451 07	\$965 11
888-03816	03/28/2006	06/13/2007	10	AMER INTERNATIONAL GROUP INC	\$72 04	\$66 72	\$720 42	\$667 22	\$53 20
888-03816	03/16/2006	06/13/2007	45	KELLOGG CO	\$52 04	\$44 90	\$2,341 78	\$2,020 53	\$321 25
888-03816	03/14/2006	06/13/2007	90	AMER INTERNATIONAL GROUP INC	\$72 04	\$68 50	\$6,483 76	\$6,164 90	\$318 86
888-03816	02/24/2006	06/13/2007	200	CBS CORP	\$32 98	\$24 81	\$6,595 12	\$4,961 17	\$1,633 95
888-03816	09/19/2005	06/13/2007	190	GENWORTH FINANCIAL INC	\$35 56	\$30 65	\$6,756 40	\$5,822 80	\$933 60
888-03816	08/01/2005	06/13/2007	125	GILEAD SCIENCES INC	\$79 89	\$45 62	\$9,986 25	\$5,701 90	\$4,284 35
888-03816	01/27/2005	06/13/2007	175	TARGET CORP	\$63 10	\$50 48	\$11,042 05	\$8,833 27	\$2,208 78
888-03816	12/08/2004	06/13/2007	25	TARGET CORP	\$63 10	\$51 03	\$1,577 43	\$1,275 68	\$301 75
888-03816	08/30/2004	06/13/2007	3147 287	BERNSTEIN INTERMEDIATE DURATION PORTFOLIO	\$12 90	\$13 38	\$40,600 00	\$42,110 70	(\$1,510 70)
888-03816	06/29/2004	06/13/2007	27	CITIGROUP INC	\$53 59	\$46 32	\$1,446 96	\$1,250 69	\$196 27
888-03816	06/29/2004	06/13/2007	43	CITIGROUP INC	\$53 59	\$46 32	\$2,304 41	\$1,991 85	\$312 56
888-03816	04/14/2004	06/13/2007	10	FEDERAL HOME LOAN MORTGAGE	\$66 00	\$58 89	\$660 00	\$588 85	\$71 15
888-03816	03/30/2004	06/13/2007	200	CITIGROUP INC	\$53 59	\$51 81	\$10,718 20	\$10,362 04	\$356 16

**Long-Term Capital Gains**

Account No.	Open Date	Close Date	Quantity	Description	Sale Price	Unit Cost	Total Proceeds	Total Cost	Gain/(Loss)
888-03816	01/09/2004	06/13/2007	150	BP AMOCO P L C	\$68 14	\$49 19	\$10,221 46	\$7,378 86	\$2,842 60
888-03816	12/22/2003	06/13/2007	25	BP AMOCO P L C	\$68 14	\$48 55	\$1,703 58	\$1,213 78	\$489 80
888-03816	09/11/2003	06/13/2007	30	CITIGROUP INC	\$53 59	\$44 31	\$1,607 73	\$1,329 33	\$278 40
888-03816	07/12/2002	06/13/2007	17	FEDERAL HOME LOAN MORTGAGE	\$66 00	\$58 29	\$1,122 00	\$990 97	\$131 03
888-03816	07/12/2002	06/13/2007	83	FEDERAL HOME LOAN MORTGAGE	\$66 00	\$58 29	\$5,478 00	\$4,838 21	\$639 79
037-70782	04/23/2007	06/12/2007	0 23	BERNSTEIN SHORT DURATION PLUS PORTFOLIO	\$12 23	\$12 30	\$0 00	\$2 83	(\$2 83)
037-70782	04/23/2007	06/12/2007	12044 432	BERNSTEIN SHORT DURATION PLUS PORTFOLIO	\$12 23	\$12 34	\$147,305 47	\$148,628 27	(\$1,322 80)
037-70782	04/20/2007	06/12/2007	59 952	BERNSTEIN SHORT DURATION PLUS PORTFOLIO	\$12 23	\$12 34	\$733 22	\$739 81	(\$6 59)
037-70782	03/20/2007	06/12/2007	50 876	BERNSTEIN SHORT DURATION PLUS PORTFOLIO	\$12 23	\$12 36	\$622 22	\$628 83	(\$6 61)
037-70782	02/21/2007	06/12/2007	4197.74	BERNSTEIN SHORT DURATION PLUS PORTFOLIO	\$12 23	\$12 33	\$51,339 09	\$51,758 15	(\$419 06)
888-03817	04/20/2006	06/12/2007	105	APPLE COMPUTER INC	\$120 88	\$68 55	\$12,691 90	\$7,198 26	\$5,493 64
888-03817	02/22/2006	06/12/2007	155	PROCTER & GAMBLE CO	\$62 49	\$61 47	\$9,685 61	\$9,528 59	\$157 02
888-03816	08/09/2005	06/12/2007	145	APPLE COMPUTER INC	\$120 88	\$43 16	\$17,526 90	\$6,258 41	\$11,268 49
888-03816	02/28/2005	06/12/2007	30	PROCTER & GAMBLE CO	\$62 49	\$53 74	\$1,874 63	\$1,612 32	\$262 31
888-03816	11/17/2004	06/12/2007	175	PROCTER & GAMBLE CO	\$62 49	\$54 47	\$10,935 37	\$9,532 21	\$1,403 16
888-03816	04/14/2004	06/12/2007	20	PROCTER & GAMBLE CO	\$62 49	\$52 82	\$1,249 76	\$1,056 32	\$193 44
888-03816	05/04/2007	06/05/2007	50	NVIDIA CORP	\$35 66	\$33 58	\$1,783 15	\$1,679 11	\$104 04
888-03816	01/22/2007	06/05/2007	275	NVIDIA CORP	\$35 66	\$32 02	\$9,807 30	\$8,805 20	\$1,002 10
888-03817	01/22/2007	06/05/2007	245	NVIDIA CORP	\$35 66	\$32 02	\$8,737 41	\$7,844 63	\$892.78
888-03817	11/08/2006	06/05/2007	185	MCDONALDS CORP- W/RTS TO PUR	\$50 63	\$41 93	\$9,366 98	\$7,756 94	\$1,610 04
888-03816	10/27/2006	06/05/2007	75	NVIDIA CORP	\$35 66	\$33 79	\$2,674 71	\$2,534 24	\$140 47
888-03816	02/22/2006	06/05/2007	120	J P MORGAN CHASE & CO	\$51 29	\$40 88	\$6,155 38	\$4,905 82	\$1,249 56
888-03816	01/12/2006	06/05/2007	30	J P MORGAN CHASE & CO	\$51 29	\$40 19	\$1,538 84	\$1,205 69	\$333 15
888-03817	06/20/2005	06/05/2007	45	GILEAD SCIENCES INC	\$83 06	\$45 22	\$3,737 82	\$2,034 73	\$1,703 09

**Long-Term Capital Gains**

Account No.	Open Date	Close Date	Quantity	Description	Sale Price	Unit Cost	Total Proceeds	Total Cost	Gain/(Loss)
888-03817	04/27/2005	06/05/2007	30	GOLDMAN SACHS GROUP INC	\$229.26	\$107.20	\$6,877.87	\$3,216.05	\$3,661.82
888-03817	01/10/2005	06/05/2007	126	TARGET CORP	\$63.79	\$49.60	\$8,037.99	\$6,249.43	\$1,788.56
888-03816	06/29/2004	06/05/2007	150	J P MORGAN CHASE & CO	\$51.29	\$38.18	\$7,694.22	\$5,726.58	\$1,967.64
888-03816	05/04/2007	06/04/2007	100	MERCK & CO INC	\$51.77	\$52.03	\$5,177.03	\$5,203.04	(\$26.01)
888-03816	05/04/2007	06/04/2007	250	PROCTER & GAMBLE CO	\$63.02	\$62.17	\$15,755.35	\$15,542.85	\$212.50
888-03816	11/24/2006	06/04/2007	75	MERCK & CO INC	\$51.77	\$44.18	\$3,882.77	\$3,313.39	\$569.38
888-03817	11/24/2006	06/04/2007	140	MERCK & CO INC	\$51.77	\$44.18	\$7,247.84	\$6,184.98	\$1,062.86
888-03816	06/30/2006	06/04/2007	150	PROCTER & GAMBLE CO	\$63.02	\$57.00	\$9,453.21	\$8,549.37	\$903.84
888-03816	01/06/2006	06/04/2007	150	MERCK & CO INC	\$51.77	\$33.14	\$7,765.54	\$4,971.54	\$2,794.00
888-03816	08/17/2005	06/04/2007	50	MERCK & CO INC	\$51.77	\$30.53	\$2,588.52	\$1,526.29	\$1,062.23
888-03817	08/04/2005	06/04/2007	35	MERCK & CO INC	\$51.77	\$30.44	\$1,811.96	\$1,065.47	\$746.49
888-03816	02/28/2005	06/04/2007	25	PROCTER & GAMBLE CO	\$63.02	\$53.74	\$1,575.54	\$1,343.60	\$231.94
888-03817	05/30/2006	06/01/2007	10	J P MORGAN CHASE & CO	\$51.90	\$42.77	\$519.03	\$427.65	\$91.38
888-03817	01/19/2006	06/01/2007	115	J P MORGAN CHASE & CO	\$51.90	\$39.21	\$5,968.83	\$4,509.52	\$1,459.31
888-03817	03/30/2004	06/01/2007	75	CITIGROUP INC	\$54.56	\$51.81	\$4,092.07	\$3,885.59	\$206.48
888-03816	10/27/2006	05/22/2007	125	AT&T INC	\$40.54	\$34.23	\$5,067.52	\$4,278.48	\$789.04
888-03816	06/27/2006	05/22/2007	175	AT&T INC	\$40.54	\$27.42	\$7,094.54	\$4,798.85	\$2,295.69
888-03817	05/30/2006	05/22/2007	350	AT&T INC	\$40.54	\$26.10	\$14,189.07	\$9,133.74	\$5,055.33
888-03817	02/22/2006	05/22/2007	275	PROCTER & GAMBLE CO	\$63.14	\$61.47	\$17,364.63	\$16,905.57	\$459.06
888-03816	01/25/2007	05/18/2007	500	SCHWAB CHARLES CORP NEW	\$20.23	\$18.47	\$10,116.40	\$9,235.75	\$880.65
888-03817	12/11/2006	05/18/2007	200	SCHWAB CHARLES CORP NEW	\$20.23	\$19.08	\$4,046.56	\$3,816.32	\$230.24
888-03817	07/12/2006	05/18/2007	175	MCDONALDS CORP- W/RTS TO PUR	\$52.21	\$34.16	\$9,137.40	\$5,978.49	\$3,158.91
888-03817	12/10/2004	05/18/2007	90	MCDONALDS CORP- W/RTS TO PUR	\$52.21	\$31.68	\$4,699.23	\$2,850.81	\$1,848.42
888-03816	02/15/2006	05/16/2007	100	OWENS ILLINOIS INC NEW	\$32.77	\$19.00	\$3,276.66	\$1,900.00	\$1,376.66
888-03816	02/08/2007	05/15/2007	125	MONSTER WORLDWIDE INC	\$46.15	\$53.38	\$5,768.75	\$6,672.93	(\$904.18)
888-03817	10/04/2006	05/15/2007	110	DAIMLERCHRYSLER A G	\$86.03	\$49.92	\$9,463.08	\$5,491.32	\$3,971.76
888-03816	09/06/2006	05/15/2007	55	DAIMLERCHRYSLER A G	\$86.03	\$51.87	\$4,731.54	\$2,853.07	\$1,878.47
888-03816	06/08/2006	05/15/2007	55	DAIMLERCHRYSLER A G	\$86.03	\$47.97	\$4,731.54	\$2,638.13	\$2,093.41

**Long-Term Capital Gains**

Account No.	Open Date	Close Date	Quantity	Description	Sale Price	Unit Cost	Total Proceeds	Total Cost	Gain/(Loss)
888-03817	05/30/2006	05/15/2007	100	AT&T INC	\$40 47	\$26 10	\$4,047 04	\$2,609 64	\$1,437 40
888-03817	05/19/2006	05/15/2007	60	AMER INTERNATIONAL GROUP INC	\$72 24	\$61 20	\$4,334 63	\$3,672 12	\$662 51
888-03816	06/27/2006	05/09/2007	100	ROCKWELL COLLINS INC	\$66 75	\$53 48	\$6,674 61	\$5,348 18	\$1,326 43
888-03816	05/02/2006	05/09/2007	5	ROCKWELL COLLINS INC	\$66 75	\$57 77	\$333 73	\$288 86	\$44 87
888-03817	04/25/2006	05/09/2007	90	ROCKWELL COLLINS INC	\$66 75	\$60 12	\$6,007 15	\$5,410 84	\$596 31
888-03816	01/08/2007	05/08/2007	125	LAZARD LTD	\$52 81	\$46 35	\$6,601 05	\$5,793 75	\$807 30
888-03817	12/20/2006	05/08/2007	110	LAZARD LTD	\$52 81	\$48 19	\$5,808 92	\$5,300 93	\$507 99
888-03817	02/08/2007	05/04/2007	100	MONSTER WORLDWIDE INC	\$46 90	\$53 38	\$4,690 00	\$5,338 35	(\$648 35)
888-03817	05/30/2006	05/04/2007	130	KELLOGG CO	\$53 00	\$47 26	\$6,890 34	\$6,143 18	\$747 16
888-03816	06/27/2006	05/03/2007	50	AT&T INC	\$38 88	\$27 42	\$1,944 13	\$1,371 10	\$573 03
888-03816	03/13/2006	05/03/2007	200	AT&T INC	\$38 88	\$27 24	\$7,776 52	\$5,448 59	\$2,327 93
888-03816	03/16/2006	05/02/2007	105	KELLOGG CO	\$53 02	\$44 90	\$5,566 87	\$4,714 56	\$852 31
888-03816	03/28/2005	05/02/2007	50	ALCON INC	\$136 46	\$87 37	\$6,823 12	\$4,368 64	\$2,454 48
888-03816	01/27/2005	05/02/2007	15	ALCON INC	\$136 46	\$79 22	\$2,046 94	\$1,188 29	\$858 65
888-03816	07/11/2003	05/02/2007	75	WISCONSIN ENERGY CORP	\$48 74	\$28 92	\$3,655 39	\$2,168 64	\$1,486 75
888-03817	04/24/2007	04/30/2007	245	FIDELITY NATIONAL TITLE GROUP	\$25 70	\$26 46	\$6,296 50	\$6,482 79	(\$186 29)
888-03817	04/23/2007	04/30/2007	145	KB HOME	\$44 30	\$44 19	\$6,423 50	\$6,407 94	\$15 56
888-03817	03/28/2007	04/30/2007	90	DOW CHEMICAL CO	\$44 86	\$46 21	\$4,037 40	\$4,158 80	(\$121 40)
888-03817	03/23/2007	04/30/2007	50	MARATHON OIL CORP	\$102 21	\$101 45	\$5,110 50	\$5,072 27	\$38 23
888-03817	03/22/2007	04/30/2007	16	CHICAGO MERCANTILE EXCHANGE	\$518 51	\$543 31	\$8,296 16	\$8,693 01	(\$396 85)
888-03817	03/15/2007	04/30/2007	205	SPIRIT AEROSYSTEMS HOLDINGS	\$31 98	\$28 20	\$6,555 90	\$5,781 00	\$774 90
888-03817	03/13/2007	04/30/2007	20	ABBOTT LABORATORIES	\$56 56	\$54 33	\$1,131 20	\$1,086 51	\$44 69
888-03817	03/12/2007	04/30/2007	150	AUTOLIV INC	\$58 15	\$58 45	\$8,722 50	\$8,767 50	(\$45 00)
888-03817	03/05/2007	04/30/2007	150	FEDERATED DEPARTMENT STORES	\$44 16	\$44 22	\$6,624 18	\$6,632 97	(\$8 79)
888-03817	02/26/2007	04/30/2007	175	V F CORP	\$87 90	\$80 32	\$15,382 89	\$14,056 61	\$1,326 28
888-03817	02/26/2007	04/30/2007	325	FEDERATED DEPARTMENT	\$44 16	\$44 12	\$14,352 39	\$14,339 62	\$12 77

**Long-Term Capital Gains**

Account No	Open Date	Close Date	Quantity	Description	Sale Price	Unit Cost	Total Proceeds	Total Cost	Gain/(Loss)
STORES									
888-03817	02/08/2007	04/30/2007	55	NORTHROP CORP	\$73 92	\$74 21	\$4,065 60	\$4,081 43	(\$15 83)
888-03817	02/08/2007	04/30/2007	175	MONSTER WORLDWIDE INC	\$42 02	\$53 38	\$7,353 50	\$9,342 09	(\$1,988 59)
888-03817	02/07/2007	04/30/2007	290	COUNTRYWIDE FINANCIAL CORP	\$37 36	\$44 75	\$10,834 40	\$12,977 50	(\$2,143 10)
888-03817	02/06/2007	04/30/2007	70	WM WRIGLEY JR CO	\$58 56	\$51 86	\$4,099 47	\$3,630 03	\$469 44
888-03817	02/01/2007	04/30/2007	45	CHICAGO MERCANTILE EXCHANGE	\$518 51	\$572 03	\$23,332 95	\$25,741 30	(\$2,408 35)
888-03817	01/30/2007	04/30/2007	135	LEHMAN BROTHERS HOLDINGS INC	\$75 50	\$80 85	\$10,192 50	\$10,914 14	(\$721 64)
888-03817	01/30/2007	04/30/2007	150	WM WRIGLEY JR CO	\$58 56	\$51 12	\$8,784 57	\$7,668 68	\$1,115 89
888-03817	01/30/2007	04/30/2007	200	ABBOTT LABORATORIES	\$56 56	\$53 06	\$11,312 00	\$10,611 56	\$700 44
888-03817	01/30/2007	04/30/2007	290	MICROSOFT CORP	\$30 09	\$30 35	\$8,726 10	\$8,802 86	(\$76 76)
888-03817	01/26/2007	04/30/2007	370	NOKIA CORP-SPONSORED ADR	\$25 36	\$21 42	\$9,383 27	\$7,923 55	\$1,459 72
888-03817	01/24/2007	04/30/2007	195	TYCO INTERNATIONAL LTD NEW	\$32 71	\$31 01	\$6,378 27	\$6,046 74	\$331.53
888-03817	01/24/2007	04/30/2007	355	TYCO INTERNATIONAL LTD NEW	\$32 71	\$31 01	\$11,611 73	\$11,008 15	\$603 58
888-03817	01/23/2007	04/30/2007	100	STARWOOD HOTELS & RESORTS	\$67 29	\$62 87	\$6,728 85	\$6,286 57	\$442 28
888-03817	01/22/2007	04/30/2007	230	NVIDIA CORP	\$33 19	\$32 02	\$7,633 70	\$7,364 34	\$269 36
888-03817	12/22/2006	04/30/2007	50	MBIA INC	\$70 01	\$72 20	\$3,500 73	\$3,610 06	(\$109 33)
888-03817	12/20/2006	04/30/2007	190	LAZARD LTD	\$53 94	\$48 19	\$10,248 60	\$9,156 13	\$1,092 47
888-03817	12/19/2006	04/30/2007	160	CREDIT SUISSE GROUP	\$78 84	\$68 72	\$12,614 40	\$10,995 05	\$1,619 35
888-03817	12/19/2006	04/30/2007	165	AKAMAI TECHNOLOGIES INC	\$44 35	\$55 57	\$7,317 75	\$9,168 93	(\$1,851 18)
888-03817	12/18/2006	04/30/2007	385	INGERSOLL RAND CO LTD	\$44 85	\$39 33	\$17,267 25	\$15,141 35	\$2,125 90
888-03817	12/11/2006	04/30/2007	15	NATIONAL CITY CORP	\$36 66	\$35 95	\$549 94	\$539 25	\$10 69
888-03817	12/11/2006	04/30/2007	600	SCHWAB CHARLES CORP NEW	\$19 20	\$19 08	\$11,520.00	\$11,448 96	\$71 04
888-03817	12/06/2006	04/30/2007	85	CONOCOPHILLIPS	\$69 45	\$69 10	\$5,902 91	\$5,873 91	\$29 00
888-03817	11/29/2006	04/30/2007	40	EATON CORP	\$89 60	\$75 92	\$3,584 00	\$3,036 72	\$547 28
888-03817	11/29/2006	04/30/2007	125	CREDIT SUISSE GROUP	\$78 84	\$66 05	\$9,855 00	\$8,255 63	\$1,599 37
888-03817	11/29/2006	04/30/2007	190	COMCAST CORPORATION	\$26 49	\$26 62	\$5,033 10	\$5,058 40	(\$25 30)
888-03817	11/22/2006	04/30/2007	620	HEWLETT PACKARD CO	\$42 41	\$39 69	\$26,294 20	\$24,609 90	\$1,684 30
888-03817	11/20/2006	04/30/2007	125	ARCELOR MITTAL	\$53 82	\$40 65	\$6,727 50	\$5,081 11	\$1,646 39

**Long-Term Capital Gains**

Account No	Open Date	Close Date	Quantity	Description	Sale Price	Unit Cost	Total Proceeds	Total Cost	Gain/(Loss)
888-03817	11/13/2006	04/30/2007	250	WM WRIGLEY JR CO	\$58 56	\$51 62	\$14,640 95	\$12,903 98	\$1,736 97
888-03817	11/08/2006	04/30/2007	15	MCDONALDS CORP- W/RTS TO PUR	\$48 48	\$41 93	\$727 20	\$628 94	\$98 26
888-03817	11/08/2006	04/30/2007	104	BLACK & DECKER CORP	\$91 45	\$85 35	\$9,510 80	\$8,876 19	\$634 61
888-03817	11/08/2006	04/30/2007	145	KOHL'S CORP	\$74 54	\$72 96	\$10,807 89	\$10,579 63	\$228 26
888-03817	11/08/2006	04/30/2007	1300	CISCO SYSTEMS INC	\$26 87	\$25 04	\$34,931 00	\$32,554 73	\$2,376 27
888-03817	11/07/2006	04/30/2007	1	BLACK & DECKER CORP	\$91 45	\$85 47	\$91 45	\$85 47	\$5 98
888-03817	11/03/2006	04/30/2007	135	CREDIT SUISSE GROUP	\$78 84	\$62 16	\$10,643 40	\$8,391 21	\$2,252 19
888-03817	11/02/2006	04/30/2007	100	KOHL'S CORP	\$74 54	\$70 10	\$7,453 72	\$7,010 39	\$443 33
888-03817	11/02/2006	04/30/2007	400	NVIDIA CORP	\$33 19	\$32 55	\$13,276 00	\$13,020 76	\$255 24
888-03817	11/02/2006	04/30/2007	600	COMCAST CORPORATION	\$26 49	\$26 54	\$15,894 00	\$15,926 52	(\$32 52)
888-03817	10/30/2006	04/30/2007	325	ARCELOR MITTAL	\$53 82	\$41 96	\$17,491 50	\$13,637 55	\$3,853 95
888-03817	10/26/2006	04/30/2007	115	CREDIT SUISSE GROUP	\$78 84	\$60 86	\$9,066 60	\$6,999 35	\$2,067 25
888-03817	10/26/2006	04/30/2007	250	STARWOOD HOTELS & RESORTS	\$67 29	\$60 00	\$16,822 13	\$15,000 53	\$1,821 60
888-03817	10/26/2006	04/30/2007	275	CISCO SYSTEMS INC	\$26 87	\$24 19	\$7,389 25	\$6,652 83	\$736 42
888-03817	10/13/2006	04/30/2007	310	AMERISOURCEBERGEN CORP	\$50 34	\$46 24	\$15,605 40	\$14,334 86	\$1,270 54
888-03817	10/12/2006	04/30/2007	640	VERIZON COMMUNICATIONS	\$38 39	\$35 69	\$24,569 60	\$22,842 71	\$1,726 89
888-03817	10/04/2006	04/30/2007	35	DAIMLERCHRYSLER A.G	\$81 29	\$49 92	\$2,845 15	\$1,747 23	\$1,097 92
888-03817	09/15/2006	04/30/2007	600	CISCO SYSTEMS INC	\$26 87	\$22 77	\$16,122 00	\$13,663 98	\$2,458 02
888-03817	09/15/2006	04/30/2007	710	SARA LEE CORP	\$16 44	\$14 90	\$11,672 40	\$10,579 00	\$1,093 40
888-03817	09/07/2006	04/30/2007	225	KOHL'S CORP	\$74 54	\$64 24	\$16,770 87	\$14,454 09	\$2,316 78
888-03817	09/06/2006	04/30/2007	19	CHICAGO MERCANTILE EXCHANGE	\$518 51	\$444 53	\$9,851 69	\$8,445 98	\$1,405 71
888-03817	08/07/2006	04/30/2007	15	QUALCOMM INC	\$43 93	\$35 00	\$658 95	\$525 01	\$133 94
888-03817	07/13/2006	04/30/2007	280	MONSANTO CO	\$59 27	\$42 02	\$16,595 24	\$11,765 61	\$4,829 63
888-03817	07/06/2006	04/30/2007	325	NOKIA CORP-SPONSORED ADR	\$25 36	\$20 07	\$8,242 07	\$6,522 82	\$1,719 25
888-03817	06/20/2006	04/30/2007	50	NOKIA CORP-SPONSORED ADR	\$25 36	\$20 14	\$1,268 01	\$1,006 91	\$261 10
888-03817	06/20/2006	04/30/2007	170	METLIFE INC	\$66 07	\$50 07	\$11,232 05	\$8,511 61	\$2,720 44
888-03817	06/20/2006	04/30/2007	210	NYSE EURONEXT	\$84 64	\$55 44	\$17,774 40	\$11,642 98	\$6,131 42
888-03817	06/20/2006	04/30/2007	225	CONOCOPHILLIPS	\$69 45	\$59 44	\$15,625 35	\$13,373 96	\$2,251 39

## Capital Gains

Relationship: CHILDREN'S HEALTH COUNCIL  
 July 1, 2006 - June 30, 2007

### Long-Term Capital Gains

Account No.	Open Date	Close Date	Quantity	Description	Sale Price	Unit Cost	Total Proceeds	Total Cost	Gain/(Loss)
888-03817	06/16/2006	04/30/2007	91	KRAFT FOODS INC	\$33 50	\$24 37	\$3,048 50	\$2,217 49	\$831 01
888-03817	06/08/2006	04/30/2007	180	DAIMLERCHRYSLER A G	\$81 29	\$47 97	\$14,632 20	\$8,633 88	\$5,998 32
888-03817	05/30/2006	04/30/2007	70	KELLOGG CO	\$53 42	\$47 26	\$3,739 40	\$3,307 87	\$431 53
888-03817	05/30/2006	04/30/2007	210	HILTON HOTELS CORP	\$34 03	\$27 54	\$7,146 30	\$5,783 77	\$1,362 53
888-03817	05/30/2006	04/30/2007	650	AT&T INC	\$38 84	\$26 10	\$25,246 00	\$16,962 66	\$8,283 34
888-03817	05/22/2006	04/30/2007	175	CISCO SYSTEMS INC	\$26 87	\$20 72	\$4,702 25	\$3,625 63	\$1,076 62
888-03817	05/19/2006	04/30/2007	15	AMER INTERNATIONAL GROUP INC	\$70 03	\$61 20	\$1,050 40	\$918 03	\$132.37
888-03817	05/01/2006	04/30/2007	670	CBS CORP	\$31 84	\$25 78	\$21,336 08	\$17,269 45	\$4,066 63
888-03817	04/27/2006	04/30/2007	189	MERRILL LYNCH & CO INC	\$90 63	\$78 63	\$17,129 79	\$14,861 09	\$2,268 70
888-03817	04/27/2006	04/30/2007	256	MERRILL LYNCH & CO INC	\$90 63	\$78 63	\$23,202 25	\$20,129 30	\$3,072 95
888-03817	04/27/2006	04/30/2007	1745	PFIZER INC	\$26 53	\$25 08	\$46,294 85	\$43,756 92	\$2,537 93
888-03817	04/25/2006	04/30/2007	200	MONSANTO CO	\$59 27	\$43 82	\$11,853 74	\$8,764 76	\$3,088 98
888-03817	04/25/2006	04/30/2007	260	ROCKWELL COLLINS INC	\$66 00	\$60 12	\$17,160 00	\$15,631 30	\$1,528 70
888-03817	04/20/2006	04/30/2007	210	APPLE COMPUTER INC	\$100 09	\$68 55	\$21,018 90	\$14,396 50	\$6,622 40
888-03817	04/04/2006	04/30/2007	5	GENENTECH INC	\$80 34	\$82 78	\$401 72	\$413 89	(\$12 17)
888-03817	03/16/2006	04/30/2007	600	CBS CORP	\$31 84	\$24 25	\$19,106 94	\$14,550 00	\$4,556 94
888-03817	02/22/2006	04/30/2007	45	GOOGLE INC	\$473 35	\$366 53	\$21,300 75	\$16,493 64	\$4,807 11
888-03817	02/22/2006	04/30/2007	245	PROCTER & GAMBLE CO	\$64 72	\$61 47	\$15,856 60	\$15,061 32	\$795 28
888-03817	02/22/2006	04/30/2007	300	GENENTECH INC	\$80 34	\$83 63	\$24,103 29	\$25,089 27	(\$985 98)
888-03817	02/22/2006	04/30/2007	362	WELLPOINT INC	\$79 29	\$78 20	\$28,703 56	\$28,306 80	\$396 76
888-03817	02/22/2006	04/30/2007	425	PROCTER & GAMBLE CO	\$64 72	\$61 47	\$27,506 34	\$26,126 79	\$1,379 55
888-03817	02/22/2006	04/30/2007	600	MCDONALDS CORP- W/RTS TO PUR	\$48 48	\$35 95	\$29,088 00	\$21,568 38	\$7,519 62
888-03817	02/22/2006	04/30/2007	615	HALLIBURTON CO	\$31 92	\$35 56	\$19,630 80	\$21,866 81	(\$2,236 01)
888-03817	02/21/2006	04/30/2007	335	EXXON MOBIL CORP	\$79 84	\$60 77	\$26,747 07	\$20,359 32	\$6,387 75
888-03817	02/13/2006	04/30/2007	205	SPRINT NEXTEL CORPORATION	\$20 05	\$20 99	\$4,110 25	\$4,302 73	(\$192 48)
888-03817	01/20/2006	04/30/2007	100	NORTHROP CORP	\$73 92	\$60 48	\$7,392 00	\$6,047 65	\$1,344 35
888-03817	01/19/2006	04/30/2007	184	FRANKLIN RESOURCES INC	\$131 59	\$97 67	\$24,213 33	\$17,971 66	\$6,241 67
888-03817	01/19/2006	04/30/2007	260	SCHLUMBERGER LTD	\$74 19	\$55 14	\$19,289 40	\$14,336 46	\$4,952 94

**Capital Gains**

Relationship: CHILDREN'S HEALTH COUNCIL  
 July 1, 2006 - June 30, 2007

**Long-Term Capital Gains**

Account No.	Open Date	Close Date	Quantity	Description	Sale Price	Unit Cost	Total Proceeds	Total Cost	Gain/(Loss)
888-03817	01/19/2006	04/30/2007	340	J P MORGAN CHASE & CO	\$52 12	\$39 21	\$17,720 80	\$13,332 48	\$4,388 32
888-03817	01/19/2006	04/30/2007	525	AMERICA MOVIL S A DE C V	\$52 88	\$32 73	\$27,762 00	\$17,184 77	\$10,577 23
888-03817	01/19/2006	04/30/2007	685	J P MORGAN CHASE & CO	\$52 12	\$39 21	\$35,702 20	\$26,861 04	\$8,841 16
888-03817	01/06/2006	04/30/2007	400	BOEING CO	\$93 22	\$69 57	\$37,287 00	\$27,826 04	\$9,460 96
888-03817	11/03/2005	04/30/2007	300	LEGG MASON INC	\$99 97	\$111 63	\$29,991 57	\$33,488 46	(\$3,496 89)
888-03817	11/02/2005	04/30/2007	460	GENWORTH FINANCIAL INC	\$36 38	\$31 97	\$16,736 41	\$14,708 08	\$2,028 33
888-03817	10/27/2005	04/30/2007	225	EXXON MOBIL CORP	\$79 84	\$56 21	\$17,964 45	\$12,646 92	\$5,317 53
888-03817	10/26/2005	04/30/2007	210	CROWN CASTLE INTL CORP	\$34 29	\$24 14	\$7,200 90	\$5,069 90	\$2,131 00
888-03817	10/12/2005	04/30/2007	300	CLOROX COMPANY	\$67 27	\$53 59	\$20,181 00	\$16,077 48	\$4,103 52
888-03817	10/10/2005	04/30/2007	230	BANK OF AMER CORP	\$50 97	\$42 43	\$11,722 32	\$9,758 69	\$1,963 63
888-03817	09/13/2005	04/30/2007	55	ALCON INC	\$134 82	\$120 22	\$7,414 98	\$6,612 10	\$802 88
888-03817	09/13/2005	04/30/2007	300	HALLIBURTON CO	\$31 92	\$31 86	\$9,576 00	\$9,558 86	\$17 14
888-03817	09/09/2005	04/30/2007	400	QUALCOMM INC	\$43 93	\$42 09	\$17,572 00	\$16,837 28	\$734 72
888-03817	09/09/2005	04/30/2007	475	PROCTER & GAMBLE CO	\$64 72	\$56 68	\$30,742 38	\$26,924 28	\$3,818 10
888-03817	09/09/2005	04/30/2007	500	WELLPOINT INC	\$79 29	\$76 43	\$39,645 80	\$38,213 25	\$1,432 55
888-03817	08/18/2005	04/30/2007	140	RENAISSANCERE HOLDINGS LTD	\$54 35	\$45 01	\$7,608 66	\$6,302 06	\$1,306 60
888-03817	08/04/2005	04/30/2007	440	MERCK & CO INC	\$51 49	\$30 44	\$22,655 60	\$13,394 44	\$9,261 16
888-03817	08/02/2005	04/30/2007	150	XL CAPITAL LTD-CL A	\$78 50	\$71 00	\$11,774 64	\$10,650 00	\$1,124 64
888-03817	08/01/2005	04/30/2007	140	GOOGLE INC	\$473 35	\$290 18	\$66,269 00	\$40,625 40	\$25,643 60
888-03817	08/01/2005	04/30/2007	150	GENENTECH INC	\$80 34	\$90 34	\$12,051 65	\$13,551 19	(\$1,499 54)
888-03817	08/01/2005	04/30/2007	150	PROCTER & GAMBLE CO	\$64 72	\$55 27	\$9,708 12	\$8,289 87	\$1,418 25
888-03817	08/01/2005	04/30/2007	600	APPLE COMPUTER INC	\$100 09	\$42.53	\$60,054 00	\$25,518 72	\$34,535 28
888-03817	07/26/2005	04/30/2007	465	LIMITED INC	\$27 64	\$23 59	\$12,852 60	\$10,969 16	\$1,883 44
888-03817	07/22/2005	04/30/2007	25	LEGG MASON INC	\$99 97	\$113 62	\$2,499 30	\$2,840 44	(\$341 14)
888-03817	06/24/2005	04/30/2007	250	WISCONSIN ENERGY CORP	\$48 97	\$37 24	\$12,242 28	\$9,310 00	\$2,932 28
888-03817	06/20/2005	04/30/2007	755	GILEAD SCIENCES INC	\$81 77	\$45 22	\$61,733 48	\$34,138 38	\$27,595 10
888-03817	06/16/2005	04/30/2007	101	MERRILL LYNCH & CO INC	\$90 63	\$55 84	\$9,154 01	\$5,639 98	\$3,514 03
888-03817	06/16/2005	04/30/2007	269	MERRILL LYNCH & CO INC	\$90 63	\$55.84	\$24,380 49	\$15,021 33	\$9,359 16
888-03817	06/13/2005	04/30/2007	175	J P MORGAN CHASE & CO	\$52 12	\$35 59	\$9,121 00	\$6,227 38	\$2,893 62
888-03817	06/13/2005	04/30/2007	500	J P MORGAN CHASE & CO	\$52 12	\$35 59	\$26,060 00	\$17,792 50	\$8,267 50

## Capital Gains

Relationship: CHILDREN'S HEALTH COUNCIL  
 July 1, 2006 - June 30, 2007

### Long-Term Capital Gains

Account No.	Open Date	Close Date	Quantity	Description	Sale Price	Unit Cost	Total Proceeds	Total Cost	Gain/(Loss)
888-03817	05/11/2005	04/30/2007	205	APPLE COMPUTER INC	\$100 09	\$35 25	\$20,518 45	\$7,226 81	\$13,291 64
888-03817	04/27/2005	04/30/2007	40	GOLDMAN SACHS GROUP INC	\$221 17	\$107 20	\$8,846 80	\$4,288 05	\$4,558 75
888-03817	03/28/2005	04/30/2007	655	NETWORK APPLIANCE INC	\$37 38	\$27 72	\$24,483 57	\$18,159 19	\$6,324 38
888-03817	03/24/2005	04/30/2007	153	WELLPOINT INC	\$79 29	\$61 58	\$12,131 61	\$9,421 62	\$2,709 99
888-03817	03/15/2005	04/30/2007	145	ENTERGY CORP NEW	\$113 46	\$71 77	\$16,451 02	\$10,406 79	\$6,044 23
888-03817	02/23/2005	04/30/2007	75	MERRILL LYNCH & CO INC	\$90 63	\$58 53	\$6,797 54	\$4,389 96	\$2,407 58
888-03817	01/24/2005	04/30/2007	256	FRANKLIN RESOURCES INC	\$131 59	\$65 42	\$33,688 12	\$16,747 40	\$16,940 72
888-03817	01/10/2005	04/30/2007	174	TARGET CORP	\$59 55	\$49 60	\$10,361 53	\$8,630 17	\$1,731 36
888-03817	12/10/2004	04/30/2007	210	MCDONALDS CORP- WRTS TO PUR	\$48 48	\$31 68	\$10,180 80	\$6,651 88	\$3,528 92
888-03817	12/09/2004	04/30/2007	75	MCDONALDS CORP- WRTS TO PUR	\$48 48	\$31 43	\$3,636 00	\$2,357 44	\$1,278 56
888-03817	12/09/2004	04/30/2007	600	MCDONALDS CORP- WRTS TO PUR	\$48 48	\$31 43	\$29,088 00	\$18,859 47	\$10,228 53
888-03817	12/08/2004	04/30/2007	100	MICROSOFT CORP	\$30 09	\$27 13	\$3,009 00	\$2,712 56	\$296 44
888-03817	12/08/2004	04/30/2007	436	TARGET CORP	\$59 55	\$51 03	\$25,963 36	\$22,247 72	\$3,715 64
888-03817	12/08/2004	04/30/2007	560	MICROSOFT CORP	\$30 09	\$27 13	\$16,850 40	\$15,190 34	\$1,660 06
888-03817	11/10/2004	04/30/2007	137	BOEING CO	\$93 22	\$53 24	\$12,770 80	\$7,293 72	\$5,477 08
888-03817	10/12/2004	04/30/2007	329	BROADCOM CORP	\$32 68	\$18 78	\$10,751 72	\$6,178 98	\$4,572 74
888-03817	10/12/2004	04/30/2007	721	BROADCOM CORP	\$32 68	\$18 78	\$23,562 28	\$13,541 17	\$10,021 11
888-03817	08/17/2004	04/30/2007	1080	TIME WARNER INC	\$20 70	\$16 28	\$22,356 00	\$17,579 69	\$4,776 31
888-03817	07/22/2004	04/30/2007	590	KROGER CO-WRTS TO PUR COM/STK	\$29 50	\$16 44	\$17,404 94	\$9,699 87	\$7,705 07
888-03817	06/08/2004	04/30/2007	300	BOEING CO	\$93 22	\$47 89	\$27,965 25	\$14,368 21	\$13,597 04
888-03817	04/20/2004	04/30/2007	700	MICROSOFT CORP	\$30 09	\$25 72	\$21,063 00	\$18,004 32	\$3,058 68
888-03817	04/19/2004	04/30/2007	200	MICROSOFT CORP	\$30 09	\$25 43	\$6,018 00	\$5,085 08	\$932 92
888-03817	03/31/2004	04/30/2007	600	AMER INTERNATIONAL GROUP INC	\$70 03	\$71 50	\$42,016 08	\$42,902 88	(\$886 80)
888-03817	03/30/2004	04/30/2007	164	CITIGROUP INC	\$53 92	\$51 81	\$8,842 88	\$8,496 49	\$346 39
888-03817	03/30/2004	04/30/2007	566	CITIGROUP INC	\$53 92	\$51 81	\$30,518 72	\$29,323 26	\$1,195 46
888-03817	02/10/2004	04/30/2007	73099 802	BERNSTEIN INTER DURATION	\$15 13	\$15 59	\$1,106,000 00	\$1,139,625 91	(\$33,625 91)

## Capital Gains

Relationship: CHILDREN'S HEALTH COUNCIL  
 July 1, 2006 - June 30, 2007

### Long-Term Capital Gains

Account No.	Open Date	Close Date	Quantity	Description	Sale Price	Unit Cost	Total Proceeds	Total Cost	Gain/(Loss)
INSTITUTIONAL PORTFOLIO									
888-03817	02/03/2004	04/30/2007	375	ALCON INC	\$134 82	\$64 53	\$50,556 67	\$24,199 20	\$26,357 47
888-03817	02/03/2004	04/30/2007	1080	GENERAL ELECTRIC CO	\$36 95	\$33 41	\$39,906 00	\$36,077 65	\$3,828 35
888-03817	01/28/2004	04/30/2007	175	BORG WARNER AUTOMOTIVE INC	\$78 00	\$48 54	\$13,650 67	\$8,494 29	\$5,156 38
888-03817	01/28/2004	04/30/2007	615	BP AMOCO P L C	\$67 48	\$49 16	\$41,499 59	\$30,235 76	\$11,263 83
888-03817	01/28/2004	04/30/2007	760	CHEVRON CORPORATION	\$78 14	\$43 85	\$59,388 91	\$33,324 02	\$26,064 89
888-03817	10/28/2003	04/30/2007	300	SOLECTRON CORP	\$3 42	\$5 85	\$1,026 00	\$1,754 13	(\$728 13)
888-03817	10/24/2003	04/30/2007	1300	SOLECTRON CORP	\$3 42	\$5 76	\$4,446 00	\$7,487 07	(\$3,041 07)
888-03817	10/23/2003	04/30/2007	1200	SOLECTRON CORP	\$3 42	\$5 92	\$4,104 00	\$7,098 90	(\$2,994 90)
888-03817	10/03/2003	04/30/2007	425	CITIGROUP INC	\$53 92	\$47 53	\$22,916 00	\$20,201 44	\$2,714 56
888-03817	09/30/2003	04/30/2007	185	PEPSICO INC-NORTH CAROLINA	\$66 28	\$45 92	\$12,261 80	\$8,495 94	\$3,765 86
888-03817	07/31/2003	04/30/2007	305	FLEXTRONICS INTERNATIONAL	\$11 25	\$11 14	\$3,431 25	\$3,398 38	\$32 87
888-03817	07/30/2003	04/30/2007	800	SANMINA CORP	\$3 47	\$7 96	\$2,776 00	\$6,364 13	(\$3,588 13)
888-03817	06/24/2003	04/30/2007	1000	SANMINA CORP	\$3 47	\$6 09	\$3,470 00	\$6,089 71	(\$2,619 71)
888-03817	06/20/2003	04/30/2007	900	SPRINT NEXTEL CORPORATION	\$20 05	\$10 69	\$18,045 00	\$9,618 85	\$8,426 15
888-03817	06/20/2003	04/30/2007	1000	SANMINA CORP	\$3 47	\$6 58	\$3,470 00	\$6,582 21	(\$3,112 21)
888-03817	05/23/2003	04/30/2007	520	SAFEWAY INC	\$36 54	\$18 83	\$18,998 46	\$9,794 02	\$9,204 44
888-03817	05/05/2003	04/30/2007	114	ALTRIA GROUP INC	\$68 91	\$23 54	\$7,855 74	\$2,683 98	\$5,171 76
888-03817	05/05/2003	04/30/2007	296	ALTRIA GROUP INC	\$68 91	\$23 54	\$20,397 36	\$6,968 93	\$13,428 43
888-03817	05/05/2003	04/30/2007	415	KRAFT FOODS INC	\$33 50	\$10 66	\$13,902 50	\$4,421 86	\$9,480 64
888-03817	05/05/2003	04/30/2007	556	FEDERAL HOME LOAN MORTGAGE	\$65 06	\$58 62	\$36,170 86	\$32,591 47	\$3,579 39
888-03817	05/05/2003	04/30/2007	600	NATIONAL CITY CORP	\$36 66	\$30 86	\$21,997 74	\$18,513 47	\$3,484 27
888-03817	05/02/2003	04/30/2007	0 195	BERNSTEIN EMERGING MARKETS PORTFOLIO	\$41 08	\$16 26	\$0 00	\$3 17	(\$3 17)
888-03817	05/02/2003	04/30/2007	150	COMCAST CORPORATION	\$26 49	\$19 40	\$3,973 50	\$2,909 94	\$1,063 56
888-03817	05/02/2003	04/30/2007	200	AMER INTERNATIONAL GROUP INC	\$70 03	\$57 37	\$14,005 36	\$11,473 58	\$2,531 78
888-03817	05/02/2003	04/30/2007	435	HEWLETT PACKARD CO	\$42 41	\$16 58	\$18,448 35	\$7,213.35	\$11,235 00
888-03817	05/02/2003	04/30/2007	695	AMER INTERNATIONAL GROUP	\$70 03	\$57 37	\$48,668 63	\$39,870 66	\$8,797 97



## Capital Gains

Relationship: CHILDREN'S HEALTH COUNCIL  
July 1, 2006 - June 30, 2007

### Long-Term Capital Gains

Account No.	Open Date	Close Date	Quantity	Description	Sale Price	Unit Cost	Total Proceeds	Total Cost	Gain/(Loss)
				INC					
888-03817	05/02/2003	04/30/2007	1200	BANK OF AMER CORP	\$50 97	\$37 42	\$61,159 92	\$44,899 80	\$16,260 12
888-03817	05/02/2003	04/30/2007	1800	COMCAST CORPORATION	\$26 49	\$19 40	\$47,682 00	\$34,919 22	\$12,762 78
888-03817	05/02/2003	04/30/2007	4770	BERNSTEIN EMERGING MARKETS PORTFOLIO	\$41 08	\$16 29	\$194,000 00	\$77,682 86	\$116,317 14
888-03817	05/02/2003	04/30/2007	34112 99	BERNSTEIN INTERNATIONAL PORTFOLIO	\$27 79	\$13 86	\$948,000 00	\$472,806 04	\$475,193 96
888-03817	04/08/2003	04/30/2007	165	HEWLETT PACKARD CO	\$42 41	\$15 98	\$6,997 65	\$2,636 91	\$4,360 74
888-03817	02/25/2003	04/30/2007	185	HARTFORD FINANCIAL SERVICES	\$102 11	\$36 60	\$18,889 83	\$6,771 49	\$12,118 34
888-03817	10/24/2002	04/30/2007	276	TRAVELERS COMPANIES INC THE	\$54 35	\$32 50	\$15,000 60	\$8,969 15	\$6,031 45
888-03817	09/03/2002	04/30/2007	245	OFFICE DEPOT INC	\$33 83	\$12 60	\$8,288 35	\$3,086 26	\$5,202 09
888-03817	07/12/2002	04/30/2007	375	CONOCOPHILLIPS	\$69 45	\$26.54	\$26,042 25	\$9,953 85	\$16,088 40
888-03817	07/09/2002	04/30/2007	95	GOLDMAN SACHS GROUP INC	\$221 17	\$72 89	\$21,011 15	\$6,924 87	\$14,086 28
888-03817	07/09/2002	04/30/2007	104	KRAFT FOODS INC	\$33 50	\$16 15	\$3,484 00	\$1,679 22	\$1,804 78
888-03817	07/09/2002	04/30/2007	150	ALTRIA GROUP INC	\$68 91	\$35 76	\$10,336 50	\$5,364 50	\$4,972 00
888-03817	07/09/2002	04/30/2007	350	METLIFE INC	\$66 07	\$29 72	\$23,124 82	\$10,402 17	\$12,722 65
888-03817	07/09/2002	04/30/2007	40543 539	**ALLIANCEBERNSTEIN GLOBAL REAL ESTATE INVT FD II CL I	\$18 03	\$8 60	\$731,000 00	\$348,485 90	\$382,514 10
888-03817	01/01/1950	04/30/2007	360	FEDERAL NATIONAL MORTGAGE ASSN	\$59 25	\$80 72	\$21,330 32	\$29,060 64	(\$7,730 32)
888-03817	06/28/2006	04/25/2007	250	SPX CORP	\$71 11	\$55 07	\$17,776 28	\$13,767 48	\$4,008 80
888-03817	02/01/2006	04/25/2007	84	OWENS ILLINOIS INC NEW	\$26 25	\$21 99	\$2,205 26	\$1,847 36	\$357 90
888-03817	02/01/2006	04/25/2007	216	OWENS ILLINOIS INC NEW	\$26 25	\$21 99	\$5,670 67	\$4,750 33	\$920 34
888-03817	02/01/2006	04/25/2007	700	OWENS ILLINOIS INC NEW	\$26 25	\$21 99	\$18,377 17	\$15,394 61	\$2,982 56
888-03817	08/18/2005	04/25/2007	250	RENAISSANCERE HOLDINGS LTD	\$54 68	\$45 01	\$13,669 30	\$11,253 67	\$2,415 63
888-03817	07/22/2004	04/25/2007	600	KROGER CO-WRTS TO PUR COM/STK	\$29 90	\$16 44	\$17,938 26	\$9,864 27	\$8,073 99
888-03817	05/02/2003	04/25/2007	5381 747	BERNSTEIN INTERNATIONAL PORTFOLIO	\$28 16	\$13 86	\$151,550 00	\$74,591 01	\$76,958 99
888-03817	07/12/2002	04/25/2007	400	AMERICAN ELECTRIC POWER	\$50 88	\$36 42	\$20,350 68	\$14,569 28	\$5,781 40



## Capital Gains

Relationship: CHILDREN'S HEALTH COUNCIL  
July 1, 2006 - June 30, 2007

### Long-Term Capital Gains

Account No	Open Date	Close Date	Quantity	Description	Sale Price	Unit Cost	Total Proceeds	Total Cost	Gain/(Loss)
				CO INC					
888-03817	07/09/2002	04/25/2007	2329 142	**ALLIANCEBERNSTEIN GLOBAL REAL ESTATE INVT FD II CL I	\$18 29	\$8 60	\$42,600 00	\$20,019 79	\$22,580 21
888-03817	09/13/2005	04/24/2007	300	HALLIBURTON CO	\$31 15	\$31 86	\$9,344 82	\$9,558 85	(\$214 03)
888-03816	08/11/2005	04/24/2007	300	HALLIBURTON CO	\$31 15	\$29 70	\$9,344 82	\$8,911 48	\$433 34
888-03817	08/01/2005	04/24/2007	400	HALLIBURTON CO	\$31 15	\$28 34	\$12,459 76	\$11,336 72	\$1,123 04
888-03816	01/25/2007	04/23/2007	120	GENERAL ELECTRIC CO	\$35 03	\$36 56	\$4,203 72	\$4,386 66	(\$182 94)
888-03816	01/25/2007	04/23/2007	150	TIME WARNER INC	\$20 86	\$22 44	\$3,128 49	\$3,366 63	(\$238 14)
888-03817	12/19/2006	04/23/2007	1100	TIME WARNER INC	\$20 86	\$21 84	\$22,942 26	\$24,018 94	(\$1,076 68)
888-03816	11/20/2006	04/23/2007	100	GENERAL ELECTRIC CO	\$35 03	\$36 10	\$3,503 10	\$3,609 89	(\$106 79)
888-03817	11/20/2006	04/23/2007	575	GENERAL ELECTRIC CO	\$35 03	\$36 10	\$20,142 82	\$20,756 87	(\$614 05)
888-03817	11/08/2006	04/23/2007	25	GENERAL ELECTRIC CO	\$35 03	\$35 57	\$875 78	\$889 24	(\$13 46)
888-03816	11/02/2006	04/23/2007	30	GENERAL ELECTRIC CO	\$35 03	\$34 77	\$1,050 93	\$1,043 22	\$7 71
888-03817	01/20/2006	04/23/2007	200	NORTHROP CORP	\$76 52	\$60 48	\$15,304 22	\$12,095 30	\$3,208 92
888-03817	08/01/2005	04/23/2007	300	PROCTER & GAMBLE CO	\$63 72	\$55 27	\$19,117 32	\$16,579 74	\$2,537 58
888-03817	02/03/2004	04/23/2007	126	ALCON INC	\$140 46	\$64 53	\$17,697 38	\$8,130 93	\$9,566 45
888-03817	06/20/2006	04/20/2007	600	NOKIA CORP-SPONSORED ADR	\$25 04	\$20 14	\$15,025 14	\$12,082 86	\$2,942 28
888-03816	05/02/2006	04/20/2007	175	NOKIA CORP-SPONSORED ADR	\$25 04	\$22 78	\$4,382 33	\$3,986 50	\$395 83
888-03816	01/25/2007	04/18/2007	50	TIME WARNER INC	\$20 87	\$22 44	\$1,043 50	\$1,122 21	(\$78 71)
888-03816	01/09/2007	04/18/2007	100	TIME WARNER INC	\$20 87	\$22 28	\$2,087 00	\$2,227 91	(\$140 91)
888-03816	11/29/2006	04/18/2007	300	SCHWAB CHARLES CORP NEW	\$19 35	\$18 62	\$5,805 00	\$5,586 00	\$219 00
888-03816	10/27/2006	04/18/2007	100	NVIDIA CORP	\$31 20	\$33 79	\$3,120 00	\$3,378 98	(\$258 98)
888-03816	10/27/2006	04/18/2007	100	WM WRIGLEY JR CO	\$53 86	\$52 07	\$5,386 00	\$5,206 52	\$179 48
888-03816	06/28/2006	04/18/2007	135	SPX CORP	\$70 02	\$55 07	\$9,452 23	\$7,434 44	\$2,017 79
888-03816	06/16/2006	04/18/2007	95	SUNTRUST BANKS INC	\$84 13	\$76 42	\$7,992 05	\$7,260 11	\$731 94
888-03816	06/08/2006	04/18/2007	35	DAIMLERCHRYSLER A G	\$81 95	\$47 97	\$2,868 30	\$1,678 81	\$1,189 49
888-03816	05/02/2006	04/18/2007	80	ROCKWELL COLLINS INC	\$65 60	\$57 77	\$5,247 76	\$4,621 68	\$626 08
888-03816	02/15/2006	04/18/2007	150	OWENS ILLINOIS INC NEW	\$26 74	\$19 00	\$4,011 54	\$2,850 00	\$1,161 54
888-03816	03/28/2005	04/18/2007	0 729	BERNSTEIN INTERNATIONAL PORTFOLIO	\$27 87	\$21 11	\$0 00	\$15 39	(\$15 39)

**Long-Term Capital Gains**

Account No.	Open Date	Close Date	Quantity	Description	Sale Price	Unit Cost	Total Proceeds	Total Cost	Gain/(Loss)
888-03816	03/28/2005	04/18/2007	10	GOOGLE INC	\$476 44	\$184 11	\$4,764 40	\$1,841 07	\$2,923 33
888-03816	03/28/2005	04/18/2007	50 129	BERNSTEIN INTERNATIONAL PORTFOLIO	\$27 87	\$21 12	\$1,397 74	\$1,058 72	\$339 02
888-03816	03/07/2005	04/18/2007	40	WELLPOINT INC	\$84 84	\$63 47	\$3,393 60	\$2,538 94	\$854 66
888-03816	02/28/2005	04/18/2007	10	EATON CORP	\$86 35	\$69 76	\$863 50	\$697 60	\$165 90
888-03816	02/28/2005	04/18/2007	1308 756	BERNSTEIN INTERNATIONAL PORTFOLIO	\$27 87	\$21 70	\$36,491 78	\$28,400 00	\$8,091 78
888-03816	01/27/2005	04/18/2007	40	EATON CORP	\$86 35	\$66 65	\$3,454 00	\$2,666 05	\$787 95
888-03816	01/27/2005	04/18/2007	228 115	BERNSTEIN INTERNATIONAL PORTFOLIO	\$27 87	\$20 72	\$6,360 48	\$4,726 55	\$1,633 93
888-03816	12/09/2004	04/18/2007	130	MCDONALDS CORP- WRTS TO PUR	\$48 87	\$31 43	\$6,352 71	\$4,086 21	\$2,266 50
888-03816	08/30/2004	04/18/2007	2178 517	BERNSTEIN INTERMEDIATE DURATION PORTFOLIO	\$13 22	\$13 38	\$28,800 00	\$29,148 55	(\$348 55)
888-03816	06/29/2004	04/18/2007	400	SMURFIT-STONE CONTAINER CORP	\$11 90	\$19 83	\$4,760 00	\$7,931 49	(\$3,171 49)
888-03816	07/11/2003	04/18/2007	240	COMCAST CORPORATION	\$27 41	\$20 41	\$6,578 40	\$4,899 27	\$1,679 13
037-70782	02/21/2007	04/17/2007	0 695	BERNSTEIN SHORT DURATION PLUS PORTFOLIO	\$12 33	\$12 32	\$0 00	\$8 56	(\$8 56)
037-70782	02/21/2007	04/17/2007	11211 135	BERNSTEIN SHORT DURATION PLUS PORTFOLIO	\$12 33	\$12 33	\$138,241 20	\$138,233 29	\$7 91
037-70782	02/20/2007	04/17/2007	44 187	BERNSTEIN SHORT DURATION PLUS PORTFOLIO	\$12 33	\$12 33	\$544 86	\$544 83	\$0 03
037-70782	02/14/2007	04/17/2007	898 678	BERNSTEIN SHORT DURATION PLUS PORTFOLIO	\$12.33	\$12 32	\$11,081 33	\$11,071 73	\$9 60
888-03816	06/08/2006	04/16/2007	35	DAIMLERCHRYSLER A G	\$82 49	\$47 97	\$2,887 32	\$1,678 81	\$1,208 51
888-03816	01/27/2005	04/10/2007	75	AMER INTERNATIONAL GROUP INC	\$66 86	\$66 71	\$5,014 14	\$5,003 13	\$11 01
888-03816	06/29/2004	04/10/2007	60	AMER INTERNATIONAL GROUP INC	\$66 86	\$71 82	\$4,011 31	\$4,308 95	(\$297 64)
888-03817	11/08/2006	04/09/2007	200	GENERAL ELECTRIC CO	\$34 84	\$35 57	\$6,968 24	\$7,113 85	(\$145 61)
888-03816	11/02/2006	04/09/2007	220	GENERAL ELECTRIC CO	\$34 84	\$34 77	\$7,665 06	\$7,650 23	\$14 83
888-03817	11/02/2006	04/09/2007	400	GENERAL ELECTRIC CO	\$34 84	\$34 77	\$13,936 48	\$13,909 52	\$26 96

**Capital Gains**

Relationship: CHILDREN'S HEALTH COUNCIL  
 July 1, 2006 - June 30, 2007

**Long-Term Capital Gains**

Account No.	Open Date	Close Date	Quantity	Description	Sale Price	Unit Cost	Total Proceeds	Total Cost	Gain/(Loss)
888-03816	07/07/2004	04/09/2007	30	GENERAL ELECTRIC CO	\$34 84	\$31 99	\$1,045 24	\$959 58	\$85 66
888-03817	05/22/2006	04/04/2007	725	CISCO SYSTEMS INC	\$26 08	\$20 72	\$18,909 45	\$15,020 47	\$3,888 98
888-03816	05/02/2006	04/04/2007	185	CISCO SYSTEMS INC	\$26 08	\$21 44	\$4,825 17	\$3,967 06	\$858 11
888-03817	05/30/2006	03/30/2007	200	AT&T INC	\$39 38	\$26 10	\$7,876 42	\$5,219 28	\$2,657 14
888-03816	08/11/2005	03/29/2007	40	HALLIBURTON CO	\$31 63	\$29 70	\$1,265 38	\$1,188 19	\$77 19
888-03817	08/01/2005	03/29/2007	600	HALLIBURTON CO	\$31 63	\$28 34	\$18,980 70	\$17,005 08	\$1,975 62
888-03816	04/07/2005	03/29/2007	85	GENENTECH INC	\$81 69	\$58 66	\$6,943 58	\$4,985 93	\$1,957 65
888-03816	03/28/2005	03/29/2007	235	HALLIBURTON CO	\$31 63	\$21 28	\$7,434 11	\$5,000 19	\$2,433 92
888-03816	07/16/2003	03/29/2007	125	SPRINT NEXTEL CORPORATION	\$18 95	\$10 46	\$2,368 53	\$1,307 58	\$1,060 95
888-03816	03/11/2003	03/29/2007	75	SPRINT NEXTEL CORPORATION	\$18 95	\$10 29	\$1,421 11	\$771.62	\$649 49
888-03816	01/09/2007	03/28/2007	175	TIME WARNER INC	\$19 94	\$22 28	\$3,489 59	\$3,898 82	(\$409 23)
888-03816	10/31/2006	03/28/2007	25	ALLEGHENY ENERGY INC	\$49 44	\$42 93	\$1,236 00	\$1,073 13	\$162 87
888-03817	09/11/2006	03/28/2007	85	BOEING CO	\$89 68	\$73 31	\$7,623 07	\$6,231 77	\$1,391 30
888-03817	09/11/2006	03/28/2007	90	BOEING CO	\$89 68	\$73 32	\$8,071 49	\$6,598 36	\$1,473 13
888-03816	07/07/2006	03/28/2007	50	ALLEGHENY ENERGY INC	\$49 44	\$37 84	\$2,472 00	\$1,892 07	\$579 93
888-03817	12/09/2004	03/28/2007	325	MCDONALDS CORP- WRTS TO PUR	\$44 87	\$31 43	\$14,583 92	\$10,215 54	\$4,368 38
888-03817	11/10/2004	03/28/2007	115	BOEING CO	\$89 68	\$53 24	\$10,313 57	\$6,122 46	\$4,191 11
888-03816	10/27/2006	03/21/2007	60	CONOCOPHILLIPS	\$66 61	\$61 65	\$3,996 48	\$3,698 71	\$297 77
888-03816	05/02/2006	03/21/2007	175	ELECTRONIC DATA SYSTEMS CORP	\$27 68	\$27 56	\$4,844 68	\$4,823 00	\$21 68
888-03816	04/15/2005	03/21/2007	200	ELECTRONIC DATA SYSTEMS CORP	\$27 68	\$20 20	\$5,536 78	\$4,040 00	\$1,496 78
888-03817	04/15/2005	03/21/2007	700	ELECTRONIC DATA SYSTEMS CORP	\$27 68	\$20 20	\$19,378 73	\$14,140 00	\$5,238 73
888-03817	03/23/2005	03/21/2007	50	ELECTRONIC DATA SYSTEMS CORP	\$27 68	\$20 38	\$1,384 20	\$1,019 00	\$365 20
888-03817	02/23/2005	03/21/2007	1300	INTERPUBLIC GROUP OF COS INC	\$12 58	\$13 26	\$16,351 01	\$17,234 49	(\$883 48)
888-03817	07/22/2004	03/21/2007	300	KROGER CO-WRTS TO PUR COM/STK	\$27 89	\$16 44	\$8,367 33	\$4,932 13	\$3,435 20
888-03816	10/27/2006	03/16/2007	75	VERIZON COMMUNICATIONS	\$36 31	\$37 37	\$2,723 08	\$2,802 64	(\$79 56)

**Long-Term Capital Gains**

Account No	Open Date	Close Date	Quantity	Description	Sale Price	Unit Cost	Total Proceeds	Total Cost	Gain/(Loss)
888-03817	05/30/2006	03/16/2007	200	AT&T INC	\$37.06	\$26.10	\$7,411.82	\$5,219.28	\$2,192.54
888-03816	03/13/2006	03/16/2007	150	AT&T INC	\$37.06	\$27.24	\$5,558.87	\$4,086.43	\$1,472.44
888-03816	01/25/2007	03/14/2007	50	TOYOTA MOTOR CORP-ADR NEW	\$129.89	\$132.69	\$6,494.45	\$6,634.46	(\$140.01)
888-03817	01/17/2007	03/14/2007	100	TOYOTA MOTOR CORP-ADR NEW	\$129.89	\$131.60	\$12,988.89	\$13,159.79	(\$170.90)
888-03816	01/09/2007	03/14/2007	15	TOYOTA MOTOR CORP-ADR NEW	\$129.89	\$132.30	\$1,948.33	\$1,984.44	(\$36.11)
888-03817	11/20/2006	03/14/2007	125	TOYOTA MOTOR CORP-ADR NEW	\$129.89	\$118.79	\$16,236.11	\$14,848.75	\$1,387.36
888-03817	02/06/2007	03/12/2007	200	BECTON DICKINSON & CO	\$74.59	\$77.60	\$14,917.44	\$15,519.68	(\$602.24)
888-03816	01/31/2007	03/12/2007	75	BECTON DICKINSON & CO	\$74.59	\$76.87	\$5,594.04	\$5,765.57	(\$171.53)
888-03816	01/09/2007	03/12/2007	250	TIME WARNER INC	\$19.79	\$22.28	\$4,946.32	\$5,569.75	(\$623.43)
888-03817	12/19/2006	03/12/2007	300	TIME WARNER INC	\$19.79	\$21.84	\$5,935.59	\$6,550.62	(\$615.03)
888-03816	11/02/2006	03/12/2007	175	TIME WARNER INC	\$19.79	\$19.95	\$3,462.43	\$3,492.08	(\$29.65)
888-03817	11/02/2006	03/12/2007	750	TIME WARNER INC	\$19.79	\$19.95	\$14,838.97	\$14,966.03	(\$127.06)
888-03816	06/26/2006	03/12/2007	50	GLOBALSANTAFE CORP	\$58.34	\$52.86	\$2,916.86	\$2,643.12	\$273.74
888-03816	06/16/2006	03/12/2007	80	GLOBALSANTAFE CORP	\$58.34	\$53.20	\$4,666.98	\$4,256.00	\$410.98
888-03817	02/15/2006	03/12/2007	425	GLOBALSANTAFE CORP	\$58.34	\$53.57	\$24,793.31	\$22,767.97	\$2,025.34
888-03817	05/02/2005	03/12/2007	125	GLOBALSANTAFE CORP	\$58.34	\$34.58	\$7,292.15	\$4,321.97	\$2,970.18
888-03817	08/17/2004	03/12/2007	50	TIME WARNER INC	\$19.79	\$16.28	\$989.27	\$813.87	\$175.40
888-03817	11/08/2006	03/09/2007	700	ORACLE SYSTEMS CORP	\$16.63	\$18.17	\$11,639.53	\$12,720.33	(\$1,080.80)
888-03817	11/02/2006	03/09/2007	100	GENERAL ELECTRIC CO	\$34.34	\$34.77	\$3,434.00	\$3,477.38	(\$43.38)
888-03816	10/27/2006	03/09/2007	325	ORACLE SYSTEMS CORP	\$16.63	\$18.55	\$5,404.07	\$6,027.35	(\$623.28)
888-03817	08/14/2006	03/09/2007	299	GENERAL ELECTRIC CO	\$34.34	\$32.92	\$10,267.66	\$9,842.51	\$425.15
888-03816	07/07/2004	03/09/2007	250	GENERAL ELECTRIC CO	\$34.34	\$31.99	\$8,585.00	\$7,996.41	\$588.59
888-03817	10/23/2003	03/09/2007	211	GENERAL ELECTRIC CO	\$34.34	\$28.41	\$7,245.74	\$5,994.21	\$1,251.53
888-03817	05/02/2003	03/08/2007	75	COOPER INDUSTRIES LTD	\$91.69	\$29.58	\$6,876.48	\$2,218.77	\$4,657.71
888-03817	03/23/2005	03/06/2007	200	ELECTRONIC DATA SYSTEMS CORP	\$27.75	\$20.38	\$5,550.94	\$4,075.98	\$1,474.96
037-70782	02/14/2007	02/20/2007	7218.205	BERNSTEIN SHORT DURATION	\$12.33	\$12.32	\$89,000.43	\$88,928.27	\$72.16

**Long-Term Capital Gains**

Account No.	Open Date	Close Date	Quantity	Description	Sale Price	Unit Cost	Total Proceeds	Total Cost	Gain/(Loss)
				PLUS PORTFOLIO					
037-70782	01/19/2007	02/20/2007	35 493	BERNSTEIN SHORT DURATION PLUS PORTFOLIO	\$12 33	\$12 30	\$437 64	\$436 56	\$1 08
037-70782	01/09/2007	02/20/2007	45 572	BERNSTEIN SHORT DURATION PLUS PORTFOLIO	\$12 33	\$12 33	\$561 93	\$561 92	\$0 01
888-03816	01/09/2007	02/20/2007	10	TOYOTA MOTOR CORP-ADR NEW	\$136 78	\$132 30	\$1,367 80	\$1,322 95	\$44 85
888-03816	11/02/2006	02/20/2007	200	TIME WARNER INC	\$21 75	\$19 95	\$4,350 00	\$3,990 93	\$359 07
888-03817	10/12/2006	02/20/2007	35	IDEARC INC	\$35 26	\$27 17	\$1,234 27	\$950 78	\$283 49
888-03816	09/18/2006	02/20/2007	35	BOEING CO	\$91 04	\$75 28	\$3,186 29	\$2,634 92	\$551 37
888-03816	09/07/2006	02/20/2007	50	KOHL'S CORP	\$74 12	\$64 24	\$3,706 00	\$3,212 01	\$493 99
888-03816	08/15/2006	02/20/2007	65	QUALCOMM INC	\$42 59	\$34 21	\$2,768 52	\$2,223 80	\$544 72
888-03816	07/07/2006	02/20/2007	100	ALLEGHENY ENERGY INC	\$47 66	\$37 84	\$4,766 00	\$3,784 13	\$981 87
888-03816	06/27/2006	02/20/2007	20	AMERICA MOVIL S A DE C V	\$47 71	\$31 53	\$954 26	\$630 51	\$323 75
888-03816	06/27/2006	02/20/2007	100	QUALCOMM INC	\$42 59	\$39 45	\$4,259 26	\$3,945 02	\$314 24
888-03816	06/16/2006	02/20/2007	10	CISCO SYSTEMS INC	\$27 67	\$20 05	\$276 70	\$200 47	\$76 23
888-03816	06/16/2006	02/20/2007	25	TOYOTA MOTOR CORP-ADR NEW	\$136 78	\$100 84	\$3,419 50	\$2,520 93	\$898 57
888-03816	05/02/2006	02/20/2007	140	CISCO SYSTEMS INC	\$27 67	\$21 44	\$3,873 80	\$3,002 10	\$871 70
888-03816	05/02/2006	02/20/2007	150	AMERICAN ELECTRIC POWER CO INC	\$45 94	\$33 40	\$6,891 00	\$5,010 66	\$1,880 34
888-03816	02/17/2006	02/20/2007	75	MCDONALDS CORP- WRTS TO PUR	\$45 82	\$36 31	\$3,436 50	\$2,722 95	\$713 55
888-03816	02/15/2006	02/20/2007	150	AMERICA MOVIL S A DE C V	\$47 71	\$32 75	\$7,156 92	\$4,912 50	\$2,244 42
888-03816	08/19/2005	02/20/2007	30	GOLDMAN SACHS GROUP INC	\$221 40	\$111 27	\$6,642 02	\$3,338 00	\$3,304 02
888-03816	08/09/2005	02/20/2007	75	APPLE COMPUTER INC	\$85 88	\$43 16	\$6,441 09	\$3,237 10	\$3,203 99
888-03816	08/01/2005	02/20/2007	40	LEGG MASON INC	\$105 36	\$102 55	\$4,214 34	\$4,102 05	\$112 29
888-03816	03/28/2005	02/20/2007	8	GOOGLE INC	\$471 82	\$184 11	\$3,774 58	\$1,472 85	\$2,301 73
888-03816	01/27/2005	02/20/2007	0 645	BERNSTEIN INTERNATIONAL PORTFOLIO	\$27 02	\$20 71	\$0 00	\$13 36	(\$13 36)
888-03816	01/27/2005	02/20/2007	25	ALCON INC	\$130 03	\$79 22	\$3,250 75	\$1,980 48	\$1,270 27
888-03816	01/27/2005	02/20/2007	1781 375	BERNSTEIN INTERNATIONAL	\$27 02	\$20 72	\$48,145 27	\$36,910 09	\$11,235 18

## Capital Gains

Relationship: CHILDREN'S HEALTH COUNCIL  
 July 1, 2006 - June 30, 2007

### Long-Term Capital Gains

Account No	Open Date	Close Date	Quantity	Description	Sale Price	Unit Cost	Total Proceeds	Total Cost	Gain/(Loss)
				PORTFOLIO					
888-03816	12/10/2004	02/20/2007	252 817	BERNSTEIN INTERNATIONAL PORTFOLIO	\$27 02	\$20 17	\$6,832 89	\$5,099 31	\$1,733 58
888-03816	12/07/2004	02/20/2007	35	BOEING CO	\$91 04	\$54 54	\$3,186 29	\$1,909 04	\$1,277 25
888-03816	12/07/2004	02/20/2007	65	BOEING CO	\$91 04	\$54 54	\$5,917 39	\$3,545 36	\$2,372 03
888-03816	08/30/2004	02/20/2007	0 909	BERNSTEIN INTERMEDIATE DURATION PORTFOLIO	\$13 20	\$13 38	\$0 00	\$12 16	(\$12 16)
888-03816	08/30/2004	02/20/2007	3237 136	BERNSTEIN INTERMEDIATE DURATION PORTFOLIO	\$13 20	\$13 38	\$42,739 69	\$43,312 87	(\$573 18)
888-03816	07/07/2004	02/20/2007	120	GENERAL ELECTRIC CO	\$36 10	\$31 99	\$4,332 00	\$3,838 28	\$493 72
888-03816	07/06/2004	02/20/2007	444 808	BERNSTEIN INTERNATIONAL PORTFOLIO	\$27 02	\$18 46	\$12,021 84	\$8,211 17	\$3,810 67
888-03816	06/29/2004	02/20/2007	75	BOEING CO	\$91 04	\$50 11	\$6,827 76	\$3,758 38	\$3,069 38
888-03816	06/29/2004	02/20/2007	142 502	BERNSTEIN INTERMEDIATE DURATION PORTFOLIO	\$13 20	\$13 13	\$1,881 44	\$1,871 05	\$10 39
888-03816	05/24/2004	02/20/2007	402 517	BERNSTEIN INTERMEDIATE DURATION PORTFOLIO	\$13 20	\$13 09	\$5,314 41	\$5,268 95	\$45 46
888-03816	04/14/2004	02/20/2007	60	PROCTER & GAMBLE CO	\$64 81	\$52 82	\$3,888 49	\$3,168 94	\$719 55
888-03816	04/14/2004	02/20/2007	500	INTERPUBLIC GROUP OF COS INC	\$12 82	\$16 03	\$6,410 00	\$8,016 20	(\$1,606 20)
888-03816	04/14/2004	02/20/2007	1462 848	ALLIANCEBERNSTEIN REIT INSTL F	\$19 38	\$10 13	\$28,350 00	\$14,818 65	\$13,531 35
888-03816	03/10/2004	02/20/2007	30	GENERAL ELECTRIC CO	\$36 10	\$31 46	\$1,083 00	\$943 85	\$139 15
888-03816	01/23/2004	02/20/2007	307 845	BERNSTEIN INTERMEDIATE DURATION PORTFOLIO	\$13 20	\$13 55	\$4,064 46	\$4,171 31	(\$106 85)
888-03816	08/18/2003	02/20/2007	85	ENTERGY CORP NEW	\$99 88	\$51 69	\$8,489 80	\$4,393 35	\$4,096 45
888-03816	07/11/2003	02/20/2007	0.074	BERNSTEIN EMERGING MARKETS PORTFOLIO	\$40 03	\$19 19	\$0 00	\$1 42	(\$1 42)
888-03816	07/11/2003	02/20/2007	5	GOLDMAN SACHS GROUP INC	\$221 40	\$87 82	\$1,107 00	\$439 09	\$667 91
888-03816	07/11/2003	02/20/2007	50	CONSTELLATION ENERGY GROUP INC	\$75 71	\$33 26	\$3,785 50	\$1,663 05	\$2,122 45
888-03816	07/11/2003	02/20/2007	656	BERNSTEIN EMERGING MARKETS PORTFOLIO	\$40 03	\$19 32	\$26,000 00	\$12,671 53	\$13,328 47

**Capital Gains**

Relationship: CHILDREN'S HEALTH COUNCIL  
 July 1, 2006 - June 30, 2007

**Long-Term Capital Gains**

Account No.	Open Date	Close Date	Quantity	Description	Sale Price	Unit Cost	Total Proceeds	Total Cost	Gain/(Loss)
888-03816	05/06/2003	02/20/2007	50	COMCAST CORPORATION	\$40 99	\$28 39	\$2,049 50	\$1,419 61	\$629 89
888-03816	05/02/2003	02/20/2007	25	COMCAST CORPORATION	\$40 99	\$29 15	\$1,024 75	\$728 79	\$295 96
888-03816	07/12/2002	02/20/2007	30	GOLDMAN SACHS GROUP INC	\$221 40	\$73 09	\$6,642 03	\$2,192 57	\$4,449 46
037-70782	01/09/2007	02/16/2007	0 3	BERNSTEIN SHORT DURATION PLUS PORTFOLIO	\$12 33	\$12 30	\$0 00	\$3 69	(\$3 89)
037-70782	01/09/2007	02/16/2007	6446 546	BERNSTEIN SHORT DURATION PLUS PORTFOLIO	\$12 33	\$12 33	\$79,488 85	\$79,485 90	\$2 95
037-70782	12/29/2006	02/16/2007	7 88	BERNSTEIN SHORT DURATION PLUS PORTFOLIO	\$12 33	\$12 29	\$97 16	\$96 84	\$0 32
037-70782	12/26/2006	02/16/2007	1655 574	BERNSTEIN SHORT DURATION PLUS PORTFOLIO	\$12 33	\$12 32	\$20,413 99	\$20,396 69	\$17 30
888-03817	10/12/2004	02/15/2007	715	BROADCOM CORP	\$35 13	\$18 78	\$25,120 10	\$13,428 48	\$11,691 62
888-03816	02/17/2006	02/13/2007	75	J P MORGAN CHASE & CO	\$50 96	\$40 65	\$3,822 14	\$3,048 75	\$773 39
888-03816	01/12/2006	02/13/2007	95	J P MORGAN CHASE & CO	\$50 96	\$40 19	\$4,841 38	\$3,818 00	\$1,023 38
888-03816	06/29/2004	02/13/2007	200	BROADCOM CORP	\$33 33	\$30 56	\$6,665 50	\$6,111 33	\$554 17
888-03816	06/08/2004	02/13/2007	75	BROADCOM CORP	\$33 33	\$29 10	\$2,499 56	\$2,182 49	\$317 07
888-03816	04/14/2004	02/13/2007	1639 771	ALLIANCEBERNSTEIN REIT INSTL F	\$19 21	\$10 13	\$31,500 00	\$16,610 88	\$14,889 12
888-03816	01/23/2004	02/13/2007	0 452	BERNSTEIN INTERMEDIATE DURATION PORTFOLIO	\$13 13	\$13 54	\$0 00	\$6 12	(\$6 12)
888-03816	01/23/2004	02/13/2007	147 071	BERNSTEIN INTERMEDIATE DURATION PORTFOLIO	\$13 13	\$13 55	\$1,931 65	\$1,992 80	(\$61 15)
888-03816	10/23/2003	02/13/2007	507 099	BERNSTEIN INTERMEDIATE DURATION PORTFOLIO	\$13 13	\$13 28	\$6,660 30	\$6,734 28	(\$73 98)
888-03816	06/26/2003	02/13/2007	163 995	BERNSTEIN INTERMEDIATE DURATION PORTFOLIO	\$13 13	\$13 56	\$2,153 93	\$2,223 77	(\$69 84)
888-03816	11/26/2002	02/13/2007	620 835	BERNSTEIN INTERMEDIATE DURATION PORTFOLIO	\$13 13	\$13 08	\$8,154 12	\$8,120 54	\$33 58
888-03817	08/01/2005	02/09/2007	275	GENENTECH INC	\$87 03	\$90 34	\$23,934 19	\$24,843 83	(\$909 64)
888-03816	04/07/2005	02/09/2007	25	GENENTECH INC	\$87 03	\$58 66	\$2,175 83	\$1,466 45	\$709 38
888-03816	03/07/2005	02/09/2007	35	GENENTECH INC	\$87 03	\$46 28	\$3,046 17	\$1,619 81	\$1,426 36
037-70782	12/26/2006	02/07/2007	0 883	BERNSTEIN SHORT DURATION PLUS PORTFOLIO	\$12 32	\$12 31	\$0 00	\$10 87	(\$10 87)

**Long-Term Capital Gains**

Account No.	Open Date	Close Date	Quantity	Description	Sale Price	Unit Cost	Total Proceeds	Total Cost	Gain/(Loss)
037-70782	12/26/2006	02/07/2007	6460 426	BERNSTEIN SHORT DURATION PLUS PORTFOLIO	\$12 32	\$12 32	\$79,601 11	\$79,592 44	\$8 67
037-70782	12/20/2006	02/07/2007	44 189	BERNSTEIN SHORT DURATION PLUS PORTFOLIO	\$12 32	\$12 32	\$544 47	\$544 41	\$0 06
037-70782	12/06/2006	02/07/2007	1611 385	BERNSTEIN SHORT DURATION PLUS PORTFOLIO	\$12 32	\$12 34	\$19,854 42	\$19,884 51	(\$30 09)
888-03817	01/28/2004	02/07/2007	150	BORG WARNER AUTOMOTIVE INC	\$69 95	\$48 54	\$10,492 49	\$7,280 82	\$3,211 67
888-03816	06/27/2006	02/06/2007	75	QUALCOMM INC	\$37 72	\$39 45	\$2,829 09	\$2,958 75	(\$129 66)
888-03817	09/09/2005	02/06/2007	75	QUALCOMM INC	\$37 72	\$42 09	\$2,829 09	\$3,156 99	(\$327 90)
888-03816	01/27/2005	02/06/2007	225	QUALCOMM INC	\$37 72	\$36 44	\$8,487 27	\$8,199 74	\$287 53
888-03817	01/24/2005	02/06/2007	700	QUALCOMM INC	\$37 72	\$37 41	\$26,404 84	\$26,186 19	\$218 65
888-03816	11/22/2006	02/02/2007	45	FORTUNE BRANDS INC	\$83 76	\$80 39	\$3,769 24	\$3,617 48	\$151 76
888-03817	11/16/2006	02/02/2007	175	FORTUNE BRANDS INC	\$83 76	\$80 52	\$14,658 14	\$14,090 39	\$567 75
888-03816	06/16/2006	02/01/2007	150	TEVA PHARMACEUTICAL INDS	\$35 38	\$36 26	\$5,306 78	\$5,439 12	(\$132 34)
038-31858	05/16/2006	02/01/2007	359 061	BERNSTEIN GLOBAL STYLE BLEND SERIES	\$31 12	\$31 12	\$11,174 16	\$11,174 16	\$0 00
888-03817	04/04/2006	02/01/2007	500	TEVA PHARMACEUTICAL INDS	\$35 38	\$42 37	\$17,689 25	\$21,183 25	(\$3,494 00)
888-03816	02/17/2006	02/01/2007	125	TEVA PHARMACEUTICAL INDS	\$35 38	\$41 45	\$4,422 31	\$5,180 65	(\$758 34)
888-03817	01/19/2006	02/01/2007	200	TEVA PHARMACEUTICAL INDS	\$35 38	\$43 11	\$7,075 70	\$8,622 90	(\$1,547 20)
888-03817	04/27/2005	02/01/2007	85	GOLDMAN SACHS GROUP INC	\$211 78	\$107 20	\$18,001 68	\$9,112 11	\$8,889 57
888-03816	01/27/2005	02/01/2007	25	TEVA PHARMACEUTICAL INDS	\$35 38	\$27 49	\$884 46	\$687 29	\$197 17
888-03816	07/06/2004	01/26/2007	853 044	BERNSTEIN INTERNATIONAL PORTFOLIO	\$25 79	\$18 46	\$22,000 00	\$15,747 19	\$6,252 81
888-03816	10/27/2006	01/24/2007	110	UBS AG	\$62 02	\$63 15	\$6,822 59	\$6,946 97	(\$124 38)
888-03817	08/07/2006	01/24/2007	300	UBS AG	\$62 02	\$53 47	\$18,607 05	\$16,041 48	\$2,565 57
888-03817	06/26/2006	01/24/2007	25	UBS AG	\$62 02	\$52 77	\$1,550 59	\$1,319 22	\$231 37
888-03817	06/26/2006	01/24/2007	550	ADVANCED MICRO DEVICES INC	\$16 03	\$24 92	\$8,817 66	\$13,705 34	(\$4,887 68)
888-03816	06/22/2006	01/24/2007	250	CORNING INC	\$20 71	\$21 49	\$5,176 57	\$5,372 83	(\$196 26)
888-03816	06/16/2006	01/24/2007	15	UBS AG	\$62 02	\$51 29	\$930 35	\$769 38	\$160 97
888-03816	06/16/2006	01/24/2007	225	ADVANCED MICRO DEVICES INC	\$16 03	\$25 74	\$3,607 22	\$5,791 48	(\$2,184 26)

**Long-Term Capital Gains**

Account No	Open Date	Close Date	Quantity	Description	Sale Price	Unit Cost	Total Proceeds	Total Cost	Gain/(Loss)
888-03816	05/02/2006	01/24/2007	250	ADVANCED MICRO DEVICES INC	\$16 03	\$32 20	\$4,008 03	\$8,050 33	(\$4,042 30)
888-03817	04/04/2006	01/24/2007	600	ADVANCED MICRO DEVICES INC	\$16 03	\$33 50	\$9,619 26	\$20,101 80	(\$10,482 54)
888-03816	02/17/2006	01/24/2007	200	CORNING INC	\$20 71	\$24 72	\$4,141 26	\$4,943 70	(\$802 44)
888-03816	01/07/2005	01/24/2007	125	CORNING INC	\$20 71	\$11 94	\$2,588 29	\$1,492 70	\$1,095 59
888-03817	01/07/2005	01/24/2007	1763	CORNING INC	\$20 71	\$11 94	\$36,505 21	\$21,052 95	\$15,452 26
888-03817	01/06/2005	01/24/2007	37	CORNING INC	\$20 71	\$11 80	\$766 13	\$436 45	\$329 68
888-03817	04/27/2006	01/23/2007	500	PFIZER INC	\$26 32	\$25 08	\$13,158 85	\$12,537 80	\$621 05
888-03817	10/26/2005	01/23/2007	375	CROWN CASTLE INTL CORP	\$35 71	\$24 14	\$13,389 68	\$9,053 40	\$4,336 28
888-03816	08/19/2005	01/23/2007	20	GOLDMAN SACHS GROUP INC	\$212 32	\$111 27	\$4,246 41	\$2,225 32	\$2,021 09
888-03816	04/29/2005	01/23/2007	55	GOLDMAN SACHS GROUP INC	\$212 32	\$106 57	\$11,677 62	\$5,861 37	\$5,816 25
888-03816	06/27/2006	01/22/2007	75	BAKER HUGHES INC	\$66 74	\$77 10	\$5,005 64	\$5,782 43	(\$776 79)
888-03816	05/03/2006	01/22/2007	60	BAKER HUGHES INC	\$66 74	\$86 48	\$4,004 52	\$5,189 06	(\$1,184 54)
888-03817	04/25/2006	01/22/2007	275	BAKER HUGHES INC	\$66 74	\$77 31	\$18,354 02	\$21,260 31	(\$2,906 29)
888-03816	09/12/2006	01/18/2007	100	YAHOO INC	\$28 10	\$28 91	\$2,809 84	\$2,890 75	(\$80 91)
888-03816	08/15/2006	01/18/2007	25	YAHOO INC	\$28 10	\$27 92	\$702 46	\$698 10	\$4 36
888-03817	08/07/2006	01/18/2007	325	YAHOO INC	\$28 10	\$26 95	\$9,131 98	\$8,757 55	\$374 43
888-03816	01/07/2005	01/18/2007	275	CORNING INC	\$19 43	\$11 94	\$5,343 20	\$3,283 92	\$2,059 28
888-03816	01/06/2005	01/18/2007	50	CORNING INC	\$19 43	\$11 80	\$971 49	\$589 79	\$381 70
888-03817	08/02/2005	01/17/2007	200	WACHOVIA CORP 2ND NEW	\$56 54	\$50 69	\$11,307 84	\$10,138 58	\$1,169 26
888-03816	06/16/2006	01/12/2007	10	GLOBALSANTAFE CORP	\$52 85	\$53 20	\$528 54	\$532 00	(\$3 46)
888-03816	05/02/2006	01/12/2007	100	ADVANCED MICRO DEVICES INC	\$18 17	\$32 20	\$1,817 28	\$3,220 13	(\$1,402 85)
888-03817	04/04/2006	01/12/2007	450	ADVANCED MICRO DEVICES INC	\$18 17	\$33 50	\$8,177 76	\$15,076 35	(\$6,898 59)
888-03816	02/22/2006	01/12/2007	100	ADVANCED MICRO DEVICES INC	\$18 17	\$40 16	\$1,817 28	\$4,015 65	(\$2,198 37)
888-03816	02/15/2006	01/12/2007	100	GLOBALSANTAFE CORP	\$52 85	\$53 57	\$5,285 36	\$5,357 17	(\$71 81)
888-03816	05/02/2005	01/12/2007	25	GLOBALSANTAFE CORP	\$52 85	\$34 58	\$1,321 34	\$864 39	\$456 95
888-03817	08/01/2005	01/11/2007	600	HALLIBURTON CO	\$28 62	\$28 34	\$17,172 54	\$17,005 08	\$167 46
888-03816	03/28/2005	01/11/2007	215	HALLIBURTON CO	\$28 62	\$21 28	\$6,153 49	\$4,574 64	\$1,578 85
888-03817	04/04/2006	01/10/2007	958	ADVANCED MICRO DEVICES INC	\$19 90	\$33 50	\$19,061 71	\$32,095 87	(\$13,034 16)
888-03816	02/22/2006	01/10/2007	125	ADVANCED MICRO DEVICES INC	\$19 90	\$40 16	\$2,487 18	\$5,019 56	(\$2,532 38)
888-03817	02/22/2006	01/10/2007	300	ADVANCED MICRO DEVICES INC	\$19 90	\$40 16	\$5,969 22	\$12,046 95	(\$6,077 73)

Long-Term Capital Gains

Account No	Open Date	Close Date	Quantity	Description	Sale Price	Unit Cost	Total Proceeds	Total Cost	Gain/(Loss)
888-03816	02/17/2006	01/10/2007	200	ADVANCED MICRO DEVICES INC	\$19 90	\$40 36	\$3,979 48	\$8,072 26	(\$4,092 78)
888-03816	05/02/2006	01/04/2007	150	MONSANTO CO	\$50 60	\$43 13	\$7,590 68	\$6,469 24	\$1,121 44
888-03817	04/25/2006	01/04/2007	300	MONSANTO CO	\$50 60	\$43 82	\$15,181 35	\$13,147 12	\$2,034 23
888-03817	01/19/2006	01/04/2007	400	TEVA PHARMACEUTICAL INDS	\$31 25	\$43 11	\$12,500 56	\$17,245 80	(\$4,745 24)
888-03816	01/27/2005	01/04/2007	175	TEVA PHARMACEUTICAL INDS	\$31 25	\$27 49	\$5,469 00	\$4,810 97	\$658 03
888-03817	01/06/2005	01/04/2007	1070	CORNING INC	\$18 92	\$11 80	\$20,240 76	\$12,621 50	\$7,619 26
888-03817	06/26/2006	01/03/2007	325	UBS AG	\$61 69	\$52 77	\$20,048 47	\$17,149 83	\$2,898 64
888-03816	06/16/2006	01/03/2007	85	UBS AG	\$61 69	\$51 29	\$5,243 45	\$4,359 79	\$883 66
888-03816	05/02/2006	01/03/2007	140	UBS AG	\$61 69	\$58 97	\$8,636 27	\$8,256 17	\$380 10
888-03816	01/12/2006	01/03/2007	5	UBS AG	\$61 69	\$33 24	\$308 43	\$166 18	\$142 25
888-03817	01/06/2006	01/03/2007	150	UBS AG	\$61 69	\$50 00	\$9,253 14	\$7,499 87	\$1,753 27
888-03817	06/13/2005	01/03/2007	325	J P MORGAN CHASE & CO	\$48 14	\$35 58	\$15,644 79	\$11,565 12	\$4,079 67
888-03817	04/27/2005	01/03/2007	120	GOLDMAN SACHS GROUP INC	\$201 32	\$107 20	\$24,158 45	\$12,864 15	\$11,294 30
888-03816	01/27/2005	12/29/2006	25	QUALCOMM INC	\$37 89	\$36 44	\$947 34	\$911 08	\$36 26
888-03817	01/24/2005	12/29/2006	200	QUALCOMM INC	\$37 89	\$37 41	\$7,578 70	\$7,481 76	\$96 94
888-03816	12/23/2004	12/29/2006	125	QUALCOMM INC	\$37 89	\$44 76	\$4,736 69	\$5,594 79	(\$858 10)
888-03817	07/16/2004	12/29/2006	125	QUALCOMM INC	\$37 89	\$34 61	\$4,736 69	\$4,326 60	\$410 09
888-03817	11/16/2006	12/20/2006	250	ELI LILLY & CO	\$52 47	\$54 16	\$13,117 48	\$13,540 05	(\$422 57)
888-03817	11/08/2006	12/20/2006	175	WAL-MART STORES INC	\$46 02	\$47 27	\$8,052 89	\$8,272 48	(\$219 59)
888-03816	11/02/2006	12/20/2006	100	ELI LILLY & CO	\$52 47	\$56 44	\$5,246 99	\$5,643 77	(\$396 78)
888-03817	07/26/2005	12/19/2006	225	ELI LILLY & CO	\$52 55	\$54 52	\$11,823 39	\$12,267 95	(\$444 56)
888-03816	11/08/2006	12/18/2006	75	WAL-MART STORES INC	\$46 29	\$47 27	\$3,471 75	\$3,545 35	(\$73 60)
888-03816	10/27/2006	12/18/2006	23	IDEARC INC	\$27 71	\$29 37	\$637 33	\$675 48	(\$38 15)
888-03816	10/27/2006	12/18/2006	40	CONOCOPHILLIPS	\$72 38	\$61 65	\$2,895 28	\$2,465 80	\$429 48
888-03816	06/22/2006	12/18/2006	115	CONOCOPHILLIPS	\$72 38	\$60 06	\$8,323 92	\$6,906 75	\$1,417 17
888-03816	03/14/2006	12/18/2006	35	AMER INTERNATIONAL GROUP INC	\$72 65	\$68 50	\$2,542 75	\$2,397 45	\$145 30
888-03816	01/06/2006	12/18/2006	15	AMER INTERNATIONAL GROUP INC	\$72 65	\$70 08	\$1,089 75	\$1,051 15	\$38 60
888-03816	07/26/2005	12/18/2006	95	ELI LILLY & CO	\$53 00	\$54 52	\$5,035 00	\$5,179 81	(\$144 81)



**Capital Gains**  
 Relationship CHILDREN'S HEALTH COUNCIL  
 July 1, 2006 - June 30, 2007

**Long-Term Capital Gains**

Account No	Open Date	Close Date	Quantity	Description	Sale Price	Unit Cost	Total Proceeds	Total Cost	Gain/(Loss)
888-03816	07/26/2005	12/18/2006	175	WACHOVIA CORP 2ND NEW	\$57 35	\$50 42	\$10,036 25	\$8,824 13	\$1,212 12
888-03816	07/06/2004	12/18/2006	0 3	BERNSTEIN INTERNATIONAL PORTFOLIO	\$25 73	\$18 43	\$0 00	\$5 53	(\$5 53)
888-03816	07/06/2004	12/18/2006	895 781	BERNSTEIN INTERNATIONAL PORTFOLIO	\$25 73	\$18 46	\$23,052 13	\$16,536 11	\$6,516 02
888-03816	06/29/2004	12/18/2006	40	J P MORGAN CHASE & CO	\$48 35	\$38 18	\$1,934 00	\$1,527 08	\$406 92
888-03816	06/29/2004	12/18/2006	50	BOEING CO	\$89 66	\$50 11	\$4,483 00	\$2,505 58	\$1,977 42
888-03816	06/29/2004	12/18/2006	977 219	BERNSTEIN INTERNATIONAL PORTFOLIO	\$25 73	\$18 77	\$25,147 87	\$18,342 42	\$6,805 45
888-03816	03/30/2004	12/18/2006	35	CONOCOPHILLIPS	\$72 38	\$33 97	\$2,533 36	\$1,188 88	\$1,344 48
888-03816	03/19/2004	12/18/2006	60	J P MORGAN CHASE & CO	\$48 35	\$41 38	\$2,901 00	\$2,482 69	\$418 31
888-03816	03/10/2004	12/18/2006	35	GENERAL ELECTRIC CO	\$37 90	\$31 46	\$1,326 50	\$1,101 15	\$225 35
888-03816	09/11/2003	12/18/2006	120	CITIGROUP INC	\$55 32	\$44 31	\$6,637 84	\$5,317 28	\$1,320 56
888-03816	11/26/2002	12/18/2006	3272 727	BERNSTEIN INTERMEDIATE DURATION PORTFOLIO	\$13 20	\$13 08	\$43,200 00	\$42,807 29	\$392 71
888-03816	05/30/2006	12/14/2006	140	EMERSON ELECTRIC CO	\$43 04	\$40 96	\$6,026 09	\$5,734 23	\$291 86
888-03817	05/30/2006	12/14/2006	350	EMERSON ELECTRIC CO	\$43 04	\$40 96	\$15,065 23	\$14,335 56	\$729 67
888-03817	05/20/2003	12/14/2006	250	NORFOLK SOUTHERN CORP	\$51 12	\$21 30	\$12,780 18	\$5,324 57	\$7,455 61
888-03816	08/15/2006	12/13/2006	125	YAHOO INC	\$26 80	\$27 92	\$3,350 62	\$3,490 47	(\$139 85)
888-03817	08/07/2006	12/13/2006	275	YAHOO INC	\$26 80	\$26 95	\$7,371 35	\$7,410 23	(\$38 88)
888-03816	07/18/2006	12/13/2006	100	YAHOO INC	\$26 80	\$31 84	\$2,680 49	\$3,183 56	(\$503 07)
888-03817	07/13/2006	12/13/2006	200	YAHOO INC	\$26 80	\$32 60	\$5,360 98	\$6,520 06	(\$1,159 08)
888-03816	06/29/2006	12/13/2006	25	YAHOO INC	\$26 80	\$32 49	\$670 12	\$812 25	(\$142 13)
888-03817	06/01/2006	12/13/2006	175	UNITED TECHNOLOGIES CORP	\$64 58	\$62 85	\$11,301 69	\$10,999 40	\$302 29
888-03816	05/30/2006	12/13/2006	70	UNITED TECHNOLOGIES CORP	\$64 58	\$62 62	\$4,520 68	\$4,383 36	\$137 32
037-70782	12/06/2006	12/12/2006	0 438	BERNSTEIN SHORT DURATION PLUS PORTFOLIO	\$12 34	\$12 33	\$0 00	\$5 40	(\$5 40)
037-70782	12/06/2006	12/12/2006	12571 939	BERNSTEIN SHORT DURATION PLUS PORTFOLIO	\$12 34	\$12 34	\$155,140 72	\$155,137 71	\$3 01
037-70782	11/20/2006	12/12/2006	39 858	BERNSTEIN SHORT DURATION PLUS PORTFOLIO	\$12 34	\$12 31	\$491 86	\$490 65	\$1 21
037-70782	11/01/2006	12/12/2006	10078 203	BERNSTEIN SHORT DURATION PLUS PORTFOLIO	\$12 34	\$12 32	\$124,367 42	\$124,163 47	\$203 95

www.bernstein.com

Bernstein Global Wealth Management is a unit of AllianceBernstein L.P.

Page 23 of 34

**Long-Term Capital Gains**

Account No.	Open Date	Close Date	Quantity	Description	Sale Price	Unit Cost	Total Proceeds	Total Cost	Gain/(Loss)
PLUS PORTFOLIO									
888-03816	01/12/2006	12/12/2006	145	UBS AG	\$61 18	\$52 33	\$8,871 04	\$7,588 16	\$1,282 88
888-03817	01/06/2006	12/12/2006	300	UBS AG	\$61 18	\$51 30	\$18,353 88	\$15,391 48	\$2,962 40
888-03817	01/19/2006	12/11/2006	400	TEVA PHARMACEUTICAL INDS	\$32 09	\$43 11	\$12,834 08	\$17,245 80	(\$4,411 72)
888-03817	01/19/2006	12/11/2006	450	COCA-COLA CO	\$48 83	\$40 89	\$21,971 52	\$18,399 15	\$3,572 37
888-03817	12/10/2004	12/11/2006	300	TEVA PHARMACEUTICAL INDS	\$32 09	\$28 67	\$9,625 56	\$8,600 03	\$1,025 53
888-03817	11/10/2004	12/11/2006	50	BOEING CO	\$89 76	\$53 24	\$4,487 79	\$2,661 94	\$1,825 85
888-03817	06/08/2004	12/11/2006	250	BOEING CO	\$89 76	\$47 89	\$22,438 95	\$11,973 50	\$10,465 45
888-03816	04/14/2004	12/11/2006	300	INTERPUBLIC GROUP OF COS INC	\$11 61	\$16 03	\$3,482 16	\$4,809 71	(\$1,327 55)
888-03816	10/31/2006	12/08/2006	100	MEDCOHEALTH SOLUTIONS INC	\$52 00	\$53 65	\$5,200 00	\$5,364 88	(\$164 88)
888-03817	07/13/2006	12/08/2006	200	YAHOO INC	\$26 60	\$32 60	\$5,319 16	\$6,520 06	(\$1,200 90)
888-03816	06/29/2006	12/08/2006	150	YAHOO INC	\$26 60	\$32 49	\$3,989 37	\$4,873 50	(\$884 13)
888-03816	06/27/2006	12/08/2006	100	MEDCOHEALTH SOLUTIONS INC	\$52 00	\$55 71	\$5,200 00	\$5,570 93	(\$370 93)
888-03816	06/16/2006	12/08/2006	200	YAHOO INC	\$26 60	\$30 48	\$5,319 16	\$6,095 52	(\$776 36)
888-03817	06/15/2006	12/08/2006	500	YAHOO INC	\$26 60	\$30 56	\$13,297 90	\$15,278 10	(\$1,980 20)
888-03816	05/30/2006	12/08/2006	15	YAHOO INC	\$26 60	\$32 54	\$398 94	\$488 04	(\$89 10)
888-03817	02/22/2006	12/08/2006	350	MEDCOHEALTH SOLUTIONS INC	\$52 00	\$57 18	\$18,200 00	\$20,014 37	(\$1,814 37)
888-03816	10/07/2004	12/08/2006	75	MEDCOHEALTH SOLUTIONS INC	\$52 00	\$32 20	\$3,900 00	\$2,415 00	\$1,485 00
888-03816	08/01/2005	12/07/2006	100	NORTHERN TRUST CORP	\$57 55	\$50 80	\$5,755 14	\$5,080 00	\$675.14
888-03817	07/22/2005	12/07/2006	125	NORTHERN TRUST CORP	\$57 55	\$50 84	\$7,193 93	\$6,354 48	\$839 45
888-03816	05/02/2006	12/06/2006	100	UNITEDHEALTH GROUP INC	\$48 98	\$49 09	\$4,897 60	\$4,909 44	(\$11 84)
888-03817	10/27/2005	12/06/2006	275	EXXON MOBIL CORP	\$77 15	\$56 21	\$21,215 65	\$15,457 34	\$5,758 31
888-03816	07/11/2003	12/06/2006	25	UNITEDHEALTH GROUP INC	\$48 98	\$25 91	\$1,224 40	\$647 64	\$576 76
888-03817	05/02/2003	12/06/2006	400	UNITEDHEALTH GROUP INC	\$48 98	\$22 96	\$19,590 40	\$9,182 49	\$10,407 91
888-03816	10/27/2006	12/05/2006	350	BANK OF NEW YORK CO INC-WRTS	\$39 67	\$34 52	\$13,885 13	\$12,083 26	\$1,801 87
888-03816	06/16/2006	12/05/2006	75	TECH DATA CORP	\$42 02	\$38 06	\$3,151 75	\$2,854 47	\$297 28
888-03816	05/30/2006	12/05/2006	160	YAHOO INC	\$27 44	\$32 54	\$4,390 40	\$5,205 68	(\$815 28)
888-03816	01/06/2006	12/05/2006	60	AMER INTERNATIONAL GROUP	\$70 44	\$70 08	\$4,226 40	\$4,204 56	\$21 84

## Capital Gains

Relationship: CHILDREN'S HEALTH COUNCIL  
 July 1, 2006 - June 30, 2007

### Long-Term Capital Gains

Account No.	Open Date	Close Date	Quantity	Description	Sale Price	Unit Cost	Total Proceeds	Total Cost	Gain/(Loss)
				INC					
888-03816	08/09/2005	12/05/2006	30	APPLE COMPUTER INC	\$91 79	\$43 16	\$2,753 70	\$1,294 84	\$1,458 86
888-03816	08/01/2005	12/05/2006	5	APPLE COMPUTER INC	\$91 79	\$42 53	\$458 95	\$212 66	\$246 29
888-03816	07/26/2005	12/05/2006	25	WACHOVIA CORP 2ND NEW	\$54 98	\$50 42	\$1,374 50	\$1,260 59	\$113 91
888-03816	07/26/2005	12/05/2006	30	EXXON MOBIL CORP	\$78 14	\$59 74	\$2,344 29	\$1,792 17	\$552 12
888-03816	06/16/2005	12/05/2006	50	EXXON MOBIL CORP	\$78 14	\$59 93	\$3,907 16	\$2,996 65	\$910 51
888-03816	01/27/2005	12/05/2006	55	TARGET CORP	\$58 07	\$50 48	\$3,193 85	\$2,776 17	\$417 68
888-03816	01/27/2005	12/05/2006	125	MERRILL LYNCH & CO INC	\$88 80	\$58 26	\$11,100 00	\$7,282 07	\$3,817 93
888-03816	01/27/2005	12/05/2006	150	TEVA PHARMACEUTICAL INDS	\$32 49	\$27 49	\$4,873 35	\$4,123 69	\$749 66
888-03816	01/06/2005	12/05/2006	400	CORNING INC	\$21 88	\$11 80	\$8,752 00	\$4,718 32	\$4,033 68
888-03816	12/23/2004	12/05/2006	75	QUALCOMM INC	\$38 73	\$44 76	\$2,904 61	\$3,356 87	(\$452 26)
888-03816	12/09/2004	12/05/2006	250	TEVA PHARMACEUTICAL INDS	\$32 49	\$28 60	\$8,122 25	\$7,150 54	\$971 71
888-03816	12/08/2004	12/05/2006	45	TARGET CORP	\$58 07	\$51 03	\$2,613 15	\$2,296 22	\$316 93
888-03816	10/06/2004	12/05/2006	225	QUALCOMM INC	\$38 73	\$41 33	\$8,713 82	\$9,299 23	(\$585 41)
888-03816	06/29/2004	12/05/2006	946 827	BERNSTEIN INTERNATIONAL PORTFOLIO	\$29 15	\$18 77	\$27,600 00	\$17,771 94	\$9,828 06
888-03816	04/14/2004	12/05/2006	83 473	ALLIANCEBERNSTEIN REIT INSTL F	\$19 06	\$10 13	\$1,591 00	\$845 58	\$745 42
888-03816	03/30/2004	12/05/2006	40	MICROSOFT CORP	\$29 07	\$25 22	\$1,162 80	\$1,008 87	\$153 93
888-03816	03/30/2004	12/05/2006	1553 463	ALLIANCEBERNSTEIN REIT INSTL F	\$19 06	\$11 68	\$29,609 00	\$18,144 45	\$11,464 55
888-03816	09/11/2003	12/05/2006	60	CITIGROUP INC	\$50 52	\$44 31	\$3,031 20	\$2,658 64	\$372 56
888-03816	07/11/2003	12/05/2006	75	WACHOVIA CORP 2ND NEW	\$54 98	\$41 39	\$4,123 50	\$3,104 12	\$1,019 38
888-03816	07/11/2003	12/05/2006	125	WISCONSIN ENERGY CORP	\$47 73	\$28 92	\$5,966 25	\$3,614 39	\$2,351 86
888-03816	07/09/2002	12/05/2006	50	ALTRIA GROUP INC	\$84 02	\$46 96	\$4,201 06	\$2,347 91	\$1,853 15
037-70782	11/01/2006	12/01/2006	0 733	BERNSTEIN SHORT DURATION PLUS PORTFOLIO	\$12 35	\$12 32	\$0 00	\$9 03	(\$9 03)
037-70782	11/01/2006	12/01/2006	6154 83	BERNSTEIN SHORT DURATION PLUS PORTFOLIO	\$12 35	\$12 32	\$76,020 75	\$75,827 50	\$193 25
037-70782	10/20/2006	12/01/2006	55 08	BERNSTEIN SHORT DURATION PLUS PORTFOLIO	\$12 35	\$12 28	\$680 31	\$676 38	\$3 93



## Capital Gains

Relationship: CHILDREN'S HEALTH COUNCIL  
July 1, 2006 - June 30, 2007

### Long-Term Capital Gains

Account No.	Open Date	Close Date	Quantity	Description	Sale Price	Unit Cost	Total Proceeds	Total Cost	Gain/(Loss)
037-70782	09/20/2006	12/01/2006	63 276	BERNSTEIN SHORT DURATION PLUS PORTFOLIO	\$12 35	\$12 29	\$781 55	\$777 66	\$3 89
037-70782	08/18/2006	12/01/2006	53	BERNSTEIN SHORT DURATION PLUS PORTFOLIO	\$12 35	\$12 27	\$654 62	\$650 31	\$4 31
037-70782	07/31/2006	12/01/2006	150 814	BERNSTEIN SHORT DURATION PLUS PORTFOLIO	\$12 35	\$12 24	\$1,862 77	\$1,845 98	\$16 79
888-03816	08/01/2005	11/29/2006	115	APPLE COMPUTER INC	\$91 13	\$42 53	\$10,479 71	\$4,891 09	\$5,588 62
888-03817	05/11/2005	11/29/2006	120	APPLE COMPUTER INC	\$91 13	\$35 25	\$10,935 35	\$4,230 32	\$6,705 03
888-03816	09/07/2006	11/22/2006	55	CAREMARK RX INC	\$45 86	\$58 74	\$2,522 28	\$3,230 53	(\$708 25)
888-03817	08/23/2006	11/22/2006	125	CAREMARK RX INC	\$45 86	\$56 63	\$5,732 46	\$7,078 15	(\$1 345 69)
888-03817	07/13/2006	11/22/2006	175	CAREMARK RX INC	\$45 86	\$51 33	\$8,025 45	\$8,981 88	(\$956 43)
888-03816	06/16/2006	11/22/2006	70	CAREMARK RX INC	\$45 86	\$47 35	\$3,210 18	\$3,314 39	(\$104 21)
888-03817	06/08/2006	11/20/2006	195	DAIMLERCHRYSLER A G	\$60 49	\$47 97	\$11,795 75	\$9,353 37	\$2,442 38
888-03817	01/19/2006	11/20/2006	150	COCA-COLA CO	\$47 13	\$40 89	\$7,069 77	\$6,133 05	\$936 72
888-03817	07/16/2004	11/20/2006	700	QUALCOMM INC	\$37 14	\$34 61	\$25,997 09	\$24,228 94	\$1,768 15
888-03816	07/11/2003	11/20/2006	225	UNITEDHEALTH GROUP INC	\$47 07	\$25 91	\$10,590 80	\$5,828 75	\$4,762 05
888-03817	07/13/2006	11/16/2006	175	CAREMARK RX INC	\$48 69	\$51 32	\$8,521 48	\$8,981 87	(\$460 39)
888-03816	06/16/2006	11/16/2006	55	CAREMARK RX INC	\$48 69	\$47 35	\$2,678 18	\$2,604 15	\$74 03
888-03816	05/02/2006	11/16/2006	70	CAREMARK RX INC	\$48 69	\$46 80	\$3,408 60	\$3,276 01	\$132 59
888-03817	04/04/2006	11/16/2006	125	CAREMARK RX INC	\$48 69	\$47 91	\$6,086 78	\$5,989 12	\$97 66
888-03817	08/02/2005	11/16/2006	500	WACHOVIA CORP 2ND NEW	\$55 14	\$50 69	\$27,569 00	\$25,346 45	\$2,222 55
888-03817	07/22/2005	11/16/2006	250	NORTHERN TRUST CORP	\$58 30	\$50 84	\$14,575 10	\$12,708 95	\$1,866 15
888-03817	05/02/2003	11/16/2006	125	WACHOVIA CORP 2ND NEW	\$55 14	\$39 13	\$6,892 25	\$4,891 58	\$2,000 67
888-03816	05/02/2005	11/14/2006	75	GLOBALSANTAFE CORP	\$55 53	\$34 58	\$4,164 69	\$2,593 17	\$1,571 52
888-03817	05/02/2005	11/14/2006	350	GLOBALSANTAFE CORP	\$55 53	\$34 58	\$19,435 22	\$12,101 49	\$7,333 73
888-03816	01/27/2005	11/14/2006	100	NABORS INDUSTRIES LTD	\$31 05	\$25 22	\$3,104 60	\$2,522 24	\$582 36
888-03817	01/06/2005	11/14/2006	300	NABORS INDUSTRIES LTD	\$31 05	\$24 04	\$9,313 80	\$7,213 02	\$2,100 78
888-03816	06/29/2004	11/14/2006	0 254	BERNSTEIN INTERNATIONAL PORTFOLIO	\$28 54	\$18 74	\$0 00	\$4 76	(\$4 76)
888-03816	06/29/2004	11/14/2006	204 096	BERNSTEIN INTERNATIONAL PORTFOLIO	\$28 54	\$18 77	\$5,825 83	\$3,830 88	\$1,994 95

## Capital Gains

Relationship: CHILDREN'S HEALTH COUNCIL  
 July 1, 2006 - June 30, 2007

### Long-Term Capital Gains

Account No	Open Date	Close Date	Quantity	Description	Sale Price	Unit Cost	Total Proceeds	Total Cost	Gain/(Loss)
888-03816	04/14/2004	11/14/2006	1389 904	BERNSTEIN INTERNATIONAL PORTFOLIO	\$28 54	\$18 57	\$39,674 17	\$25,810 52	\$13,863 65
888-03816	11/26/2002	11/14/2006	3414 264	BERNSTEIN INTERMEDIATE DURATION PORTFOLIO	\$13 18	\$13 08	\$45,000 00	\$44,658 59	\$341 41
888-03817	09/14/2005	11/13/2006	700	JUNIPER NETWORKS	\$19 54	\$23 70	\$13,680 94	\$16,592 94	(\$2,912 00)
888-03816	08/19/2005	11/13/2006	225	JUNIPER NETWORKS	\$19 54	\$23 29	\$4,397 45	\$5,239 85	(\$842 40)
888-03816	01/06/2005	11/13/2006	75	JUNIPER NETWORKS	\$19 54	\$25 64	\$1,465 81	\$1,923 17	(\$457 36)
888-03817	10/23/2003	11/08/2006	1500	SOLETRON CORP	\$3 26	\$5 92	\$4,890 75	\$8,873 61	(\$3,982 86)
888-03817	08/18/2003	11/08/2006	1000	SOLETRON CORP	\$3 26	\$5 01	\$3,260 50	\$5,008 10	(\$1,747 60)
888-03817	08/14/2003	11/08/2006	1200	SOLETRON CORP	\$3 26	\$5 01	\$3,912 60	\$6,006 84	(\$2,094 24)
888-03816	05/02/2006	11/06/2006	130	CAREMARK RX INC	\$48 51	\$46 80	\$6,306 17	\$6,084 01	\$222 16
888-03817	04/04/2006	11/06/2006	350	CAREMARK RX INC	\$48 51	\$47 91	\$16,978 15	\$16,769 51	\$208 64
888-03816	08/09/2005	11/06/2006	100	WHOLE FOODS MARKET INC	\$46 73	\$66 74	\$4,672 59	\$6,673 69	(\$2,001 10)
888-03817	06/16/2005	11/06/2006	350	WHOLE FOODS MARKET INC	\$46 73	\$59 76	\$16,354 07	\$20,915 56	(\$4,561 49)
888-03817	08/10/2004	11/06/2006	450	CAREMARK RX INC	\$48 51	\$27 89	\$21,829 05	\$12,552 68	\$9,276 37
888-03816	07/06/2004	11/06/2006	175	CAREMARK RX INC	\$48 51	\$30 32	\$8,489 08	\$5,305 18	\$3,183 90
888-03817	05/23/2003	11/06/2006	250	SAFEWAY INC	\$28 85	\$18 83	\$7,212 73	\$4,708 66	\$2,504 07
888-03816	05/30/2006	11/03/2006	30	TEXTRON INC-WRTS TO PUR P/STK	\$90 40	\$92 10	\$2,712 14	\$2,762 98	(\$50 84)
888-03817	08/05/2004	11/03/2006	325	LOWES COMPANIES INC	\$29 14	\$23 50	\$9,469 92	\$7,636 27	\$1,833 65
888-03816	04/14/2004	11/03/2006	150	LOWES COMPANIES INC	\$29 14	\$26 38	\$4,370 73	\$3,957 42	\$413 31
888-03816	06/16/2006	11/02/2006	25	TOYOTA MOTOR CORP-ADR NEW	\$118 04	\$100 84	\$2,950 88	\$2,520 92	\$429 96
888-03817	06/15/2006	11/02/2006	400	YAHOO INC	\$25 99	\$30 56	\$10,394 40	\$12,222 48	(\$1,828 08)
888-03816	02/10/2006	11/02/2006	75	TOYOTA MOTOR CORP-ADR NEW	\$118 04	\$102 93	\$8,852 63	\$7,719 87	\$1,132 76
888-03817	11/22/2005	11/02/2006	50	TOYOTA MOTOR CORP-ADR NEW	\$118 04	\$98 81	\$5,901 76	\$4,940 58	\$961 18
888-03817	11/22/2005	11/02/2006	250	TOYOTA MOTOR CORP-ADR NEW	\$118 04	\$98 81	\$29,508 78	\$24,702 87	\$4,805 91
888-03817	08/01/2005	11/02/2006	800	YAHOO INC	\$25 99	\$33 54	\$20,788 80	\$26,830 48	(\$6,041 68)
888-03817	02/11/2005	11/02/2006	800	INTERPUBLIC GROUP OF COS	\$10 60	\$13 63	\$8,476 96	\$10,903 94	(\$2,426 98)

## Capital Gains

Relationship: CHILDREN'S HEALTH COUNCIL  
 July 1, 2006 - June 30, 2007

### Long-Term Capital Gains

Account No.	Open Date	Close Date	Quantity	Description	Sale Price	Unit Cost	Total Proceeds	Total Cost	Gain/(Loss)
				INC					
888-03817	12/07/2004	11/02/2006	340	TARGET CORP	\$56.62	\$51.23	\$19,249.58	\$17,416.59	\$1,832.99
888-03817	04/19/2004	11/02/2006	300	MICROSOFT CORP	\$28.65	\$25.43	\$8,595.00	\$7,627.60	\$967.40
888-03817	05/02/2003	11/02/2006	450	UNITEDHEALTH GROUP INC	\$48.41	\$22.96	\$21,786.30	\$10,330.29	\$11,456.01
038-31858	05/16/2006	11/01/2006	258 569	BERNSTEIN GLOBAL STYLE BLEND SERIES	\$29.18	\$29.18	\$7,544.53	\$7,544.53	\$0.00
888-03817	08/01/2005	10/27/2006	10	GOOGLE INC	\$478.40	\$290.18	\$4,784.04	\$2,901.81	\$1,882.23
888-03817	05/11/2005	10/27/2006	385	APPLE COMPUTER INC	\$81.06	\$35.25	\$31,207.72	\$13,572.29	\$17,635.43
888-03817	03/24/2005	10/27/2006	60	GOOGLE INC	\$478.40	\$180.16	\$28,704.21	\$10,809.45	\$17,894.76
888-03816	10/12/2005	10/26/2006	15	CLOROX COMPANY	\$65.10	\$53.59	\$976.55	\$803.87	\$172.68
888-03816	09/23/2005	10/26/2006	60	CLOROX COMPANY	\$65.10	\$54.88	\$3,906.19	\$3,292.77	\$613.42
888-03816	08/01/2005	10/26/2006	55	APPLE COMPUTER INC	\$82.45	\$42.53	\$4,534.75	\$2,339.21	\$2,195.54
888-03816	07/26/2005	10/26/2006	80	ENSCO INTERNATIONAL INC	\$48.94	\$39.10	\$3,915.34	\$3,127.76	\$787.58
888-03816	03/28/2005	10/26/2006	25	GOOGLE INC	\$485.83	\$184.11	\$12,145.72	\$4,602.67	\$7,543.05
888-03816	03/07/2005	10/26/2006	190	GENENTECH INC	\$84.51	\$46.28	\$16,056.84	\$8,793.21	\$7,263.63
888-03816	12/08/2004	10/26/2006	105	TARGET CORP	\$59.36	\$51.03	\$6,232.31	\$5,357.82	\$874.49
888-03816	04/14/2004	10/26/2006	0 197	BERNSTEIN INTERNATIONAL PORTFOLIO	\$28.39	\$18.53	\$0.00	\$3.65	(\$3.65)
888-03816	04/14/2004	10/26/2006	182 328	BERNSTEIN INTERNATIONAL PORTFOLIO	\$28.39	\$18.57	\$5,176.78	\$3,385.83	\$1,790.95
888-03816	03/30/2004	10/26/2006	64 688	ALLIANCEBERNSTEIN REIT INSTL F	\$18.26	\$11.68	\$1,181.20	\$755.55	\$425.65
888-03816	03/30/2004	10/26/2006	1895 672	BERNSTEIN INTERNATIONAL PORTFOLIO	\$28.39	\$18.49	\$53,823.22	\$35,050.99	\$18,772.23
888-03816	07/11/2003	10/26/2006	30	COOPER INDUSTRIES LTD	\$91.93	\$40.03	\$2,757.90	\$1,200.85	\$1,557.05
888-03816	07/11/2003	10/26/2006	1487 886	ALLIANCEBERNSTEIN REIT INSTL F	\$18.26	\$9.10	\$27,168.80	\$13,539.79	\$13,629.01
888-03816	11/26/2002	10/26/2006	1313 98	BERNSTEIN INTERMEDIATE DURATION PORTFOLIO	\$13.09	\$13.08	\$17,200.00	\$17,186.85	\$13.15
888-03816	08/28/2002	10/26/2006	120	CHUBB CORP	\$54.45	\$31.05	\$6,534.00	\$3,726.05	\$2,807.95
888-03816	07/09/2002	10/26/2006	150	CSX CORP	\$37.30	\$17.77	\$5,595.00	\$2,665.90	\$2,929.10
888-03816	01/27/2005	10/24/2006	150	NABORS INDUSTRIES LTD	\$31.02	\$25.22	\$4,652.96	\$3,783.36	\$869.60

**Long-Term Capital Gains**

Account No.	Open Date	Close Date	Quantity	Description	Sale Price	Unit Cost	Total Proceeds	Total Cost	Gain/(Loss)
888-03817	01/06/2005	10/24/2006	600	NABORS INDUSTRIES LTD	\$31 02	\$24 04	\$18,611 82	\$14,426 04	\$4,185 78
888-03816	11/03/2005	10/23/2006	100	WALGREEN CO-WRTS TO PUR	\$43 44	\$45 24	\$4,343 87	\$4,524 42	(\$180 55)
888-03817	11/03/2005	10/23/2006	250	WALGREEN CO-WRTS TO PUR	\$43 44	\$45 24	\$10,859 68	\$11,311 05	(\$451 37)
888-03817	05/03/2005	10/23/2006	100	NOBLE CORP	\$68 40	\$51 83	\$6,839 70	\$5,182 98	\$1,656 72
888-03816	04/29/2005	10/23/2006	55	NOBLE CORP	\$68 40	\$51 36	\$3,761 84	\$2,825 03	\$936 81
888-03816	05/02/2006	10/20/2006	40	LAS VEGAS SANDS CORP	\$76 48	\$64 56	\$3,059 28	\$2,582 58	\$476 70
888-03816	05/30/2006	10/19/2006	125	YAHOO INC	\$23 25	\$32 54	\$2,906 07	\$4,066 93	(\$1,160 86)
888-03816	01/27/2005	10/19/2006	275	YAHOO INC	\$23 25	\$34 74	\$6,393 36	\$9,552 88	(\$3,159 52)
888-03816	03/30/2004	10/19/2006	200	YAHOO INC	\$23 25	\$24 02	\$4,649 73	\$4,804 72	(\$154 99)
037-70782	07/31/2006	10/18/2006	0 275	BERNSTEIN SHORT DURATION PLUS PORTFOLIO	\$12 28	\$12 22	\$0 00	\$3 36	(\$3 36)
037-70782	07/31/2006	10/18/2006	10061 329	BERNSTEIN SHORT DURATION PLUS PORTFOLIO	\$12 28	\$12 24	\$123,555 21	\$123,150 66	\$404 55
037-70782	07/20/2006	10/18/2006	68 363	BERNSTEIN SHORT DURATION PLUS PORTFOLIO	\$12 28	\$12 22	\$839 51	\$835 39	\$4 12
037-70782	06/28/2006	10/18/2006	2 085	BERNSTEIN SHORT DURATION PLUS PORTFOLIO	\$12 28	\$12 19	\$25 60	\$25 42	\$0 18
037-70782	06/20/2006	10/18/2006	43 296	BERNSTEIN SHORT DURATION PLUS PORTFOLIO	\$12 28	\$12 20	\$531 68	\$528 21	\$3 47
037-70782	06/16/2006	10/18/2006	6109 927	BERNSTEIN SHORT DURATION PLUS PORTFOLIO	\$12 28	\$12 21	\$75,031 18	\$74,602 23	\$428 95
888-03817	07/07/2006	10/17/2006	350	ALLEGHENY ENERGY INC	\$41.38	\$37 84	\$14,482 16	\$13,244 46	\$1,237 70
888-03817	04/25/2006	10/17/2006	325	LAS VEGAS SANDS CORP	\$77 34	\$64 22	\$25,136 80	\$20,869 88	\$4,266 92
888-03817	10/27/2005	10/17/2006	150	EXXON MOBIL CORP	\$69 24	\$56 21	\$10,386 00	\$8,431 27	\$1,954 73
888-03817	08/01/2005	10/17/2006	100	YAHOO INC	\$24 14	\$33 54	\$2,414 01	\$3,353 81	(\$939 80)
888-03817	08/01/2005	10/17/2006	210	GENENTECH INC	\$84 22	\$90 34	\$17,685 19	\$18,971 65	(\$1,286 46)
888-03817	02/23/2005	10/17/2006	125	MERRILL LYNCH & CO INC	\$84 63	\$58 53	\$10,578 78	\$7,316 58	\$3,262 20
888-03817	12/10/2004	10/17/2006	500	TEVA PHARMACEUTICAL INDS	\$35 62	\$28 67	\$17,810 00	\$14,333 36	\$3,476 64
888-03817	12/09/2004	10/17/2006	185	TEVA PHARMACEUTICAL INDS	\$35 62	\$28 60	\$6,589 70	\$5,291 40	\$1,298 30
888-03817	02/13/2004	10/17/2006	700	YAHOO INC	\$24 14	\$23 48	\$16,898 07	\$16,439 42	\$458 65
888-03817	07/31/2003	10/17/2006	200	FLEXTRONICS INTERNATIONAL	\$12 80	\$11 14	\$2,559 90	\$2,228 44	\$331 46

## Capital Gains

Relationship: CHILDREN'S HEALTH COUNCIL  
 July 1, 2006 - June 30, 2007

### Long-Term Capital Gains

Account No	Open Date	Close Date	Quantity	Description	Sale Price	Unit Cost	Total Proceeds	Total Cost	Gain/(Loss)
888-03817	07/18/2003	10/17/2006	800	FLEXTRONICS INTERNATIONAL	\$12 80	\$11 07	\$10,239 60	\$8,855 92	\$1,383 68
888-03817	05/02/2003	10/17/2006	300	BANK OF AMER CORP	\$53 67	\$37 42	\$16,101 00	\$11,224 95	\$4,876 05
888-03817	07/09/2002	10/17/2006	7190 635	ALLIANCEBERNSTEIN REIT INSTL F	\$17 94	\$8 60	\$129,000 00	\$61,806 02	\$67,193 98
888-03817	02/13/2006	10/10/2006	85	EMBARQ CORPORATION	\$47 98	\$44 66	\$4,078 42	\$3,796 14	\$282 28
888-03817	12/07/2004	10/10/2006	135	TARGET CORP	\$58 88	\$51 23	\$7,948 26	\$6,915 41	\$1,032 85
888-03817	06/20/2003	10/10/2006	45	EMBARQ CORPORATION	\$47 98	\$22 74	\$2,159 16	\$1,023 35	\$1,135 81
888-03816	07/26/2005	10/09/2006	80	ELI LILLY & CO	\$57 53	\$54 52	\$4,602 65	\$4,361 93	\$240 72
888-03817	07/26/2005	10/09/2006	175	ELI LILLY & CO	\$57 53	\$54 52	\$10,068 29	\$9,541 73	\$526 56
888-03817	04/07/2005	10/09/2006	50	ELI LILLY & CO	\$57 53	\$53 94	\$2,876 66	\$2,697 24	\$179 42
888-03816	05/30/2006	10/05/2006	130	CSX CORP	\$34 04	\$33 24	\$4,425 79	\$4,321 09	\$104 70
888-03816	05/30/2006	10/04/2006	20	TEXTRON INC-W/RSTS TO PUR P/STK	\$90 40	\$92 10	\$1,808 00	\$1,841 98	(\$33 98)
888-03816	05/02/2006	10/04/2006	40	LAS VEGAS SANDS CORP	\$70 56	\$64 56	\$2,822 40	\$2,582 57	\$239 83
888-03816	05/20/2005	10/04/2006	20	EMBARQ CORPORATION	\$47 83	\$43 66	\$956 60	\$873 27	\$83 33
888-03817	04/07/2005	10/04/2006	350	ELI LILLY & CO	\$57 03	\$53 94	\$19,960 50	\$18,880 68	\$1,079 82
888-03816	02/28/2005	10/04/2006	10	PROCTER & GAMBLE CO	\$63 26	\$53 74	\$632 60	\$537 44	\$95 16
888-03816	01/27/2005	10/04/2006	150	NABORS INDUSTRIES LTD	\$27 97	\$25 22	\$4,194 99	\$3,783 35	\$411 64
888-03816	10/08/2004	10/04/2006	150	NABORS INDUSTRIES LTD	\$27 97	\$24 85	\$4,194 99	\$3,727 15	\$467 84
888-03816	04/14/2004	10/04/2006	65	PROCTER & GAMBLE CO	\$63 26	\$52 82	\$4,111 90	\$3,433 03	\$678 87
888-03816	03/05/2004	10/04/2006	100	CHEVRON CORPORATION	\$63 66	\$45 02	\$6,366 00	\$4,502 10	\$1,863 90
888-03816	08/18/2003	10/04/2006	15	TEXTRON INC-W/RSTS TO PUR P/STK	\$90 40	\$43 39	\$1,356 00	\$650 91	\$705 09
888-03816	07/16/2003	10/04/2006	12	EMBARQ CORPORATION	\$47 83	\$23 19	\$573 96	\$278 22	\$295 74
888-03816	07/11/2003	10/04/2006	125	TELLABS INC	\$11 18	\$7 24	\$1,397 50	\$904 60	\$492 90
888-03816	07/11/2003	10/04/2006	700 057	ALLIANCEBERNSTEIN REIT INSTL F	\$17 57	\$9 10	\$12,300 00	\$6,370 52	\$5,929 48
888-03816	05/02/2003	10/04/2006	100	COMCAST CORPORATION	\$36 99	\$29 15	\$3,699 00	\$2,915 12	\$783 88
888-03816	03/11/2003	10/04/2006	4	EMBARQ CORPORATION	\$47 83	\$20 52	\$191 32	\$82 09	\$109 23
888-03816	11/26/2002	10/04/2006	722 433	BERNSTEIN INTERMEDIATE DURATION PORTFOLIO	\$13 15	\$13 08	\$9,500 00	\$9,449 42	\$50 58

**Capital Gains**

Relationship: CHILDREN'S HEALTH COUNCIL  
 July 1, 2006 - June 30, 2007

**Long-Term Capital Gains**

Account No.	Open Date	Close Date	Quantity	Description	Sale Price	Unit Cost	Total Proceeds	Total Cost	Gain/(Loss)
888-03816	03/30/2004	10/03/2006	73 502	BERNSTEIN INTERNATIONAL PORTFOLIO	\$27 21	\$18 49	\$2,000 00	\$1,359 05	\$640 95
888-03817	11/03/2005	10/02/2006	250	WALGREEN CO-WRTS TO PUR	\$44 15	\$45 24	\$11,038 65	\$11,311 05	(\$272 40)
888-03817	08/05/2004	09/29/2006	325	LOWES COMPANIES INC	\$28 29	\$23 50	\$9,192 69	\$7,636 26	\$1,556 43
888-03816	04/14/2004	09/29/2006	200	LOWES COMPANIES INC	\$28 29	\$26 38	\$5,657 04	\$5,276 56	\$380 48
888-03816	07/11/2003	09/29/2006	50	LOWES COMPANIES INC	\$28 29	\$23 63	\$1,414 26	\$1,181 63	\$232 63
888-03816	05/02/2006	09/28/2006	150	NASDAQ STOCK MARKET INC (THE)	\$30 37	\$35 69	\$4,555 26	\$5,353 82	(\$798 56)
888-03817	09/03/2002	09/27/2006	175	OFFICE DEPOT INC	\$40 10	\$12 60	\$7,017 69	\$2,204 47	\$4,813 22
888-03816	07/08/2004	09/26/2006	265	JONES APPAREL GROUP INC	\$32 87	\$38 87	\$8,710 84	\$10,300 93	(\$1,590 09)
888-03816	07/22/2004	09/22/2006	125	KIMBERLY CLARK CORP	\$64 92	\$63 14	\$8,115 20	\$7,892 67	\$222 53
888-03817	04/25/2006	09/20/2006	500	NASDAQ STOCK MARKET INC (THE)	\$31 47	\$39 21	\$15,735 00	\$19,605 50	(\$3,870 50)
888-03817	05/11/2005	09/20/2006	100	APPLE COMPUTER INC	\$75 03	\$35 25	\$7,503 00	\$3,525 27	\$3,977 73
888-03817	03/24/2005	09/20/2006	150	WELLPOINT INC	\$77 74	\$61 58	\$11,661 00	\$9,236 88	\$2,424 12
888-03817	01/06/2005	09/20/2006	103	NABORS INDUSTRIES LTD	\$29 86	\$24 04	\$3,075 30	\$2,476 47	\$598 83
888-03817	09/29/2004	09/20/2006	397	NABORS INDUSTRIES LTD	\$29 86	\$23 46	\$11,853 35	\$9,311 89	\$2,541 46
888-03817	08/05/2004	09/20/2006	350	LOWES COMPANIES INC	\$28 40	\$23 50	\$9,940 00	\$8,223 66	\$1,716 34
888-03817	07/01/2003	09/20/2006	160	TEXTRON INC-WRTS TO PUR P/STK	\$84 41	\$38 89	\$13,505 90	\$6,222 72	\$7,283 18
888-03817	05/02/2003	09/20/2006	500	CSX CORP	\$31 24	\$15 97	\$15,622 10	\$7,987 34	\$7,634 76
888-03816	12/08/2004	09/19/2006	50	TARGET CORP	\$54 25	\$51 03	\$2,712 27	\$2,551 34	\$160 93
888-03817	12/07/2004	09/19/2006	225	TARGET CORP	\$54 25	\$51 23	\$12,205 22	\$11,525 68	\$679 54
888-03817	10/27/2005	09/15/2006	250	EXXON MOBIL CORP	\$64 97	\$56 21	\$16,242 08	\$14,052 12	\$2,189 96
888-03817	08/04/2005	09/15/2006	50	MERCK & CO INC	\$41 23	\$30 44	\$2,061 70	\$1,522 09	\$539 61
888-03816	07/15/2003	09/15/2006	125	HEWLETT PACKARD CO	\$36 48	\$23 17	\$4,559 98	\$2,896 28	\$1,663 70
888-03817	04/08/2003	09/15/2006	250	HEWLETT PACKARD CO	\$36 48	\$15 98	\$9,119 95	\$3,995 31	\$5,124 64
888-03817	10/26/2005	09/14/2006	50	CROWN CASTLE INTL CORP	\$35 47	\$24 14	\$1,773 31	\$1,207 12	\$566 19
888-03816	08/18/2003	09/13/2006	35	TEXTRON INC-WRTS TO PUR P/STK	\$84 05	\$43 39	\$2,941 81	\$1,518 79	\$1,423 02
888-03817	07/01/2003	09/13/2006	65	TEXTRON INC-WRTS TO PUR	\$84 05	\$38 89	\$5,463 36	\$2,527 98	\$2,935 38

**Long-Term Capital Gains**

Account No	Open Date	Close Date	Quantity	Description	Sale Price	Unit Cost	Total Proceeds	Total Cost	Gain/(Loss)
				P/STK					
888-03816	07/09/2002	09/12/2006	100	CSX CORP	\$30 57	\$17 77	\$3,056 77	\$1,777 26	\$1,279 51
888-03817	01/28/2004	09/11/2006	10	BP AMOCO P L C	\$64 88	\$49 16	\$648 79	\$491 63	\$157 16
888-03817	09/14/2005	09/08/2006	200	JUNIPER NETWORKS	\$14 42	\$23 70	\$2,883 60	\$4,740 84	(\$1,857 24)
888-03816	01/06/2005	09/08/2006	225	JUNIPER NETWORKS	\$14 42	\$25 64	\$3,244 05	\$5,769 47	(\$2,525 42)
888-03817	09/29/2004	09/08/2006	1700	JUNIPER NETWORKS	\$14 42	\$23 46	\$24,510 60	\$39,882 79	(\$15 372 19)
888-03816	07/22/2004	09/08/2006	450	JUNIPER NETWORKS	\$14 42	\$23 19	\$6,488 10	\$10,434 22	(\$3 946 12)
888-03816	03/19/2004	09/08/2006	50	JUNIPER NETWORKS	\$14 42	\$25 20	\$720 90	\$1,260 19	(\$539 29)
888-03817	03/24/2005	09/05/2006	400	B F GOODRICH CO	\$39 34	\$38 74	\$15,734 88	\$15,495 59	\$239 29
888-03816	03/30/2006	09/01/2006	150	EBAY INC	\$28 03	\$39 04	\$4,204 80	\$5,855 42	(\$1,650 62)
888-03816	03/28/2005	09/01/2006	75	EBAY INC	\$28 03	\$36 37	\$2,102 40	\$2,728 12	(\$625 72)
888-03817	09/03/2002	09/01/2006	125	OFFICE DEPOT INC	\$37 01	\$12 60	\$4,626 34	\$1,574 62	\$3,051 72
888-03817	08/28/2002	09/01/2006	100	OFFICE DEPOT INC	\$37 01	\$12 89	\$3,701 07	\$1,289 44	\$2,411 63
888-03817	08/05/2004	08/29/2006	300	LOWES COMPANIES INC	\$27 24	\$23 50	\$8,172 39	\$7,048 85	\$1,123 54
888-03816	07/11/2003	08/29/2006	125	LOWES COMPANIES INC	\$27 24	\$23 63	\$3,405 16	\$2,954 06	\$451 10
888-03817	06/01/2006	08/23/2006	200	STARWOOD HOTELS & RESORTS	\$51 79	\$62 36	\$10,358 24	\$12,472 24	(\$2,114 00)
888-03816	05/30/2006	08/23/2006	75	STARWOOD HOTELS & RESORTS	\$51 79	\$61 99	\$3,884 34	\$4,649 28	(\$764 94)
888-03817	04/04/2006	08/23/2006	600	EBAY INC	\$27 57	\$39 28	\$16,539 60	\$23,568 24	(\$7 028 64)
888-03817	02/16/2005	08/23/2006	400	EBAY INC	\$27 57	\$42 83	\$11,026 40	\$17,132 13	(\$6 105 73)
888-03817	02/01/2005	08/23/2006	1000	INTERPUBLIC GROUP OF COS INC	\$8 79	\$13 10	\$8,786 50	\$13,102 72	(\$4,316 22)
888-03817	05/02/2003	08/23/2006	75	COOPER INDUSTRIES LTD	\$86 18	\$35 63	\$6,463 77	\$2,672 01	\$3,791 76
888-03816	07/11/2003	08/21/2006	70	COOPER INDUSTRIES LTD	\$86 10	\$38 28	\$6,026 97	\$2,679 88	\$3,347 09
888-03816	03/30/2006	08/18/2006	175	MICROSOFT CORP	\$25 35	\$27 14	\$4,435 81	\$4,748 72	(\$312 91)
888-03817	08/05/2004	08/11/2006	168	LOWES COMPANIES INC	\$27 90	\$23 50	\$4,686 58	\$3,947 35	\$739 23
888-03817	12/26/2003	08/11/2006	432	LOWES COMPANIES INC	\$27 90	\$27 04	\$12,051 20	\$11,679 90	\$371 30
888-03816	07/11/2003	08/11/2006	225	LOWES COMPANIES INC	\$27 90	\$23 63	\$6,276 67	\$5,317 31	\$959 36
888-03817	02/10/2004	08/08/2006	5030 181	BERNSTEIN INTER DURATION INSTITUTIONAL PORTFOLIO	\$14 91	\$15 59	\$75,000 00	\$78,420 52	(\$3 420 52)
888-03817	07/09/2002	08/08/2006	10446 483	ALLIANCEBERNSTEIN REIT INSTL	\$16 35	\$8 60	\$170,800 00	\$89,791 17	\$81,008 83

**Long-Term Capital Gains**

Account No	Open Date	Close Date	Quantity	Description	Safe Price	Unit Cost	Total Proceeds	Total Cost	Gain/(Loss)
				F					
888-03817	05/03/2005	08/07/2006	150	NOBLE CORP	\$67 68	\$51 83	\$10,151 25	\$7,774 47	\$2,376 78
888-03816	02/15/2006	08/04/2006	93	WM WRIGLEY JR CO	\$46 04	\$51 05	\$4,281 50	\$4,747 94	(\$466 44)
888-03816	03/28/2005	08/04/2006	125	EBAY INC	\$24 21	\$36 37	\$3,025 75	\$4,546 86	(\$1,521 11)
888-03816	02/28/2005	08/04/2006	225	EBAY INC	\$24 21	\$42 45	\$5,446 35	\$9,551 55	(\$4,105 20)
888-03816	06/29/2004	08/04/2006	60	AMGEN	\$68 34	\$54 09	\$4,100 32	\$3,245 10	\$855 22
888-03817	06/09/2004	08/04/2006	175	AMGEN	\$68 34	\$55 24	\$11,959 26	\$9,667 51	\$2,291 75
888-03817	04/08/2003	08/04/2006	450	HEWLETT PACKARD CO	\$32 89	\$15 98	\$14,800 41	\$7,191 55	\$7,608 86
038-31858	05/16/2006	08/01/2006	634 477	BERNSTEIN GLOBAL STYLE BLEND SERIES	\$27 24	\$27 24	\$17,284 11	\$17,284 11	\$0 00
888-03816	05/02/2006	07/28/2006	150	AMERICAN ELECTRIC POWER CO INC	\$36 29	\$33 40	\$5,443 50	\$5,010 66	\$432 84
888-03816	04/14/2004	07/28/2006	5	PROCTER & GAMBLE CO	\$56 79	\$52 81	\$283 94	\$264 07	\$19 87
888-03816	03/30/2004	07/28/2006	0 429	BERNSTEIN INTERNATIONAL PORTFOLIO	\$26 64	\$18 48	\$0 00	\$7 93	(\$7 93)
888-03816	03/30/2004	07/28/2006	90	CONOCOPHILLIPS	\$68 00	\$33 97	\$6,120 00	\$3,057 11	\$3,062 89
888-03816	03/30/2004	07/28/2006	123.42	BERNSTEIN INTERNATIONAL PORTFOLIO	\$26 64	\$18 49	\$3,288 64	\$2,282 03	\$1,006 61
888-03816	12/05/2003	07/28/2006	256 624	BERNSTEIN INTERNATIONAL PORTFOLIO	\$26 64	\$17 39	\$6,837 99	\$4,462 69	\$2,375 30
888-03816	07/15/2003	07/28/2006	175	HEWLETT PACKARD CO	\$32 23	\$23 17	\$5,640 25	\$4,054 79	\$1,585 46
888-03816	07/11/2003	07/28/2006	23	LEAR CORP	\$22 80	\$48 32	\$524 45	\$1,111 31	(\$586 86)
888-03816	07/11/2003	07/28/2006	77	LEAR CORP	\$22 80	\$48 32	\$1,755 76	\$3,720 45	(\$1,964 69)
888-03816	07/11/2003	07/28/2006	1548 956	BERNSTEIN INTERNATIONAL PORTFOLIO	\$26 64	\$15 49	\$41,273 37	\$23,993 35	\$17,280 02
888-03816	07/11/2003	07/28/2006	1674 728	ALLIANCEBERNSTEIN REIT INSTL F	\$16 54	\$9 10	\$27,700 00	\$15,240 03	\$12,459 97
037-70782	06/16/2006	07/26/2006	0 959	BERNSTEIN SHORT DURATION PLUS PORTFOLIO	\$12 22	\$12 20	\$0 00	\$11 70	(\$11 70)
037-70782	06/16/2006	07/26/2006	10269 13	BERNSTEIN SHORT DURATION PLUS PORTFOLIO	\$12 22	\$12 21	\$125,498 57	\$125,386 07	\$112 50
037-70782	05/22/2006	07/26/2006	2004 87	BERNSTEIN SHORT DURATION	\$12 22	\$12 24	\$24,501 43	\$24,539 63	(\$38 20)

**Long-Term Capital Gains**

Account No	Open Date	Close Date	Quantity	Description	Sale Price	Unit Cost	Total Proceeds	Total Cost	Gain/(Loss)
				PLUS PORTFOLIO					
888-03816	04/29/2005	07/25/2006	75	OCCIDENTAL PETROLEUM CORP-DEL	\$103 80	\$69 54	\$7,785 13	\$5,215 16	\$2,569 97
888-03817	12/30/2004	07/20/2006	300	HCA-HEALTHCARE CO	\$47 73	\$39 54	\$14,320 32	\$11,860 65	\$2,459 67
888-03817	08/04/2005	07/13/2006	475	MERCK & CO INC	\$36 56	\$30 44	\$17,367 85	\$14,459 90	\$2,907 95
888-03817	10/12/2005	07/12/2006	225	CLOROX COMPANY	\$61 38	\$53 59	\$13,810 84	\$12,058 11	\$1,752 73
888-03816	07/11/2003	07/12/2006	150	UNITEDHEALTH GROUP INC	\$48 15	\$25 91	\$7,222 37	\$3,885 82	\$3,336 55
888-03817	05/02/2003	07/12/2006	375	UNITEDHEALTH GROUP INC	\$48 15	\$22 96	\$18,055 91	\$8,608 57	\$9,447 34
888-03817	02/16/2005	07/11/2006	650	EBAY INC	\$27 73	\$42 83	\$18,026 65	\$27,839 69	(\$9,813 04)
888-03817	07/12/2002	07/10/2006	200	AMERICAN ELECTRIC POWER CO INC	\$34 87	\$36 42	\$6,974 42	\$7,284 63	(\$310 21)
888-03817	07/09/2002	07/10/2006	600	AMERICAN ELECTRIC POWER CO INC	\$34 87	\$38 45	\$20,923 26	\$23,067 21	(\$2,143 95)
888-03817	12/30/2004	07/03/2006	400	HCA-HEALTHCARE CO	\$43 17	\$39 54	\$17,266 68	\$15,814 20	\$1,452 48
<b>Total</b>							<b>\$12,913,803.44</b>	<b>\$10,311,849.20</b>	<b>\$2,601,954.24</b>

**Zero Cost Capital Gains**

Account No.	Open Date	Close Date	Quantity	Description	Sale Price	Unit Cost	Total Proceeds	Total Cost	Gain/(Loss)
888-03816	01/01/1950	01/23/2007	125	PFIZER INC	\$26 32	\$0 00	\$3,289 71	\$0 00	\$3,289 71
888-03816	01/01/1950	12/18/2006	35	GENERAL ELECTRIC CO	\$37 90	\$0 00	\$1,326 49	\$0 00	\$1,326 49
888-03816	01/01/1950	07/28/2006	105	PROCTER & GAMBLE CO	\$56 79	\$0 00	\$5,962 69	\$0 00	\$5,962 69
<b>Total</b>							<b>\$10,578 89</b>	<b>\$0.00</b>	<b>\$10,578.89</b>

The above information does not include capital gains distributions from mutual funds. To view this information, please see the Income report. Please see your Year-End Tax Report for your official tax record. You should verify the accuracy of all calculations with your tax advisor. The information above reflects the total gains and losses of the accounts in your relationship and therefore may include non-taxable accounts. To simplify your tax planning process, we encourage you to customize this page with a Personalized Account Analysis that aligns with your tax obligations.

# Application for Extension of Time to File an Exempt Organization Return

▶ File a separate application for each return.

- If you are filing for an **Automatic 3-Month Extension**, complete only **Part I** and check this box
  - If you are filing for an **Additional (not automatic) 3-Month Extension**, complete only **Part II** (on page 2 of this form).
- Do not complete Part II unless you have already been granted an automatic 3-month extension on a previously filed Form 8868.**

## **Part I** Automatic 3-Month Extension of Time. Only submit original (no copies needed).

Section 501(c) corporations required to file Form 990-T and requesting an automatic 6-month extension - check this box and complete Part I only

All other corporations (including 1120-C filers), partnerships, REMICs, and trusts must use Form 7004 to request an extension of time to file income tax returns

**Electronic Filing (e-file).** Generally, you can electronically file Form 8868 if you want a 3-month automatic extension of time to file one of the returns noted below (6 months for section 501(c) corporations required to file Form 990-T). However, you cannot file Form 8868 electronically if (1) you want the additional (not automatic) 3-month extension or (2) you file Forms 990-BL, 6069, or 8870, group returns, or a composite or consolidated Form 990-T. Instead, you must submit the fully completed and signed page 2 (Part II) of Form 8868. For more details on the electronic filing of this form, visit [www.irs.gov/efile](http://www.irs.gov/efile) and click on e-file for Charities & Nonprofits.

Type or print	Name of Exempt Organization <b>THE CHILDREN'S HEALTH COUNCIL OF THE MID-PENINSULA</b>	Employer identification number <b>94-1312311</b>
	Number, street, and room or suite no. If a P.O. box, see instructions. <b>650 CLARK WAY</b>	
	City, town or post office, state, and ZIP code. For a foreign address, see instructions. <b>PALO ALTO, CA 94304</b>	

Check type of return to be filed (file a separate application for each return):

- |  |   |                                    |
|--|---|------------------------------------|
| <input checked="" type="checkbox"/> Form 990 | <input type="checkbox"/> Form 990-T (corporation)                 | <input type="checkbox"/> Form 4720 |
| <input type="checkbox"/> Form 990-BL         | <input type="checkbox"/> Form 990-T (sec. 401(a) or 408(a) trust) | <input type="checkbox"/> Form 5227 |
| <input type="checkbox"/> Form 990-EZ         | <input type="checkbox"/> Form 990-T (trust other than above)      | <input type="checkbox"/> Form 6069 |
| <input type="checkbox"/> Form 990-PF         | <input type="checkbox"/> Form 1041-A                              | <input type="checkbox"/> Form 8870 |

- The books are in the care of ▶ **ANDRES SIERRA**  
Telephone No. ▶ **(650) 688-3685** FAX No. ▶ \_\_\_\_\_
- If the organization does not have an office or place of business in the United States, check this box
- If this is for a Group Return, enter the organization's four digit Group Exemption Number (GEN) \_\_\_\_\_. If this is for the whole group, check this box . If it is for part of the group, check this box  and attach a list with the names and EINs of all members the extension will cover.

1 I request an automatic 3-month (6-months for a section 501(c) corporation required to file Form 990-T) extension of time until **FEBRUARY 15, 2008**, to file the exempt organization return for the organization named above. The extension is for the organization's return for:

▶  calendar year \_\_\_\_\_ or

▶  tax year beginning **JUL 1, 2006**, and ending **JUN 30, 2007**.

2 If this tax year is for less than 12 months, check reason:  Initial return  Final return  Change in accounting period

<b>3a</b> If this application is for Form 990-BL, 990-PF, 990-T, 4720, or 6069, enter the tentative tax, less any nonrefundable credits. See instructions.	<b>3a</b>	\$
<b>b</b> If this application is for Form 990-PF or 990-T, enter any refundable credits and estimated tax payments made. Include any prior year overpayment allowed as a credit.	<b>3b</b>	\$
<b>c Balance Due.</b> Subtract line 3b from line 3a. Include your payment with this form, or, if required, deposit with FTD coupon or, if required, by using EFTPS (Electronic Federal Tax Payment System). See instructions.	<b>3c</b>	\$ <b>N/A</b>

**Caution.** If you are going to make an electronic fund withdrawal with this Form 8868, see Form 8453-EO and Form 8879-EO for payment instructions.

LHA For Privacy Act and Paperwork Reduction Act Notice, see instructions.

**Frank Rimmerman & Co. LLP 94-1341042**  
**1801 Page Mill Road**  
**Palo Alto, CA 94304**