

Form 990

OMB No 1545-0047

Return of Organization Exempt From Income Tax

Under section 501(c), 527, or 4947(a)(1) of the Internal Revenue Code
(except black lung benefit trust or private foundation)

2007

Open to Public
InspectionDepartment of the Treasury
Internal Revenue Service(77)

G The organization may have to use a copy of this return to satisfy state reporting requirements

A For the 2007 calendar year, or tax year beginning , 2007, and ending

B Check if applicable
☐ Address change
☐ Name change
☐ Initial return
☐ Termination
☐ Amended return
☐ Application pending

C REGIONAL EAST TEXAS FOOD BANK
P.O. BOX 6974
TYLER, TX 75711-6974

D Employer Identification Number
75-2222686

E Telephone number
903-597-3663

F Accounting method ☐ Cash ☒ Accrual
☐ Other (specify) G

H and I are not applicable to section 527 organizations
H (a) Is this a group return for affiliates? ☐ Yes ☒ No
H (b) If 'Yes' enter number of affiliates. G
H (c) Are all affiliates included? ☐ Yes ☐ No
(If 'No,' attach a list. See instructions.)
H (d) Is this a separate return filed by an organization covered by a group ruling? ☐ Yes ☒ No

I Group Exemption Number G

M Check ☐ if the organization is not required to attach Schedule B (Form 990, 990-EZ, or 990-PF)

J Organization type (check only one) G ☒ 501(c) 3 H (insert no.) ☐ 4947(a)(1) or ☐ 527

K Check here ☐ if the organization is not a 509(a)(3) supporting organization and its gross receipts are normally not more than \$25,000. A return is not required, but if the organization chooses to file a return, be sure to file a complete return

L Gross receipts. Add lines 6b, 8b, 9b, and 10b to line 12 G 18,562,203.

G Web site G WWW.EASTTEXASFOODBANK.ORG

Section 501(c)(3) organizations and 4947(a)(1) nonexempt charitable trusts must attach a completed Schedule A (Form 990 or 990-EZ)

Part I Revenue, Expenses, and Changes in Net Assets or Fund Balances (See the instructions)

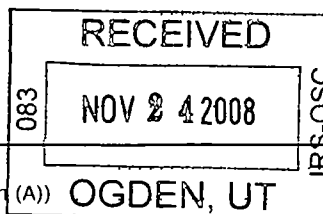
1	Contributions, gifts, grants, and similar amounts received				
a	Contributions to donor advised funds	1a			
b	Direct public support (not included on line 1a)	1b	14,446,168		
c	Indirect public support (not included on line 1a)	1c			
d	Government contributions (grants) (not included on line 1a)	1d	1,905,400		
e	Total (add lines 1a through 1d) (cash \$ 15,252,306, noncash \$ 1,099,262)	1e		16,351,568	
2	Program service revenue including government fees and contracts (from Part VII, line 93)	2		1,326,750	
3	Membership dues and assessments	3			
4	Interest on savings and temporary cash investments	4		85,859	
5	Dividends and interest from securities	5			
6a	Gross rents	6a			
b	Less rental expenses	6b			
c	Net rental income or (loss). Subtract line 6b from line 6a	6c			
7	Other investment income (describe G)	7			
8a	Gross amount from sales of assets other than inventory	(A) Securities	8a	7,577	
b	Less cost or other basis and sales expenses	(B) Other	8b	7,577	
c	Gain or (loss) (attach schedule) STATEMENT 1	8c			
d	Net gain or (loss). Combine line 8c, columns (A) and (B)	8d			
9	Special events and activities (attach schedule). If any amount is from gaming, check here <input type="checkbox"/>				
a	Gross revenue (not including \$ of contributions reported on line 1b)	9a	6,449		
b	Less direct expenses other than fundraising expenses	9b	5,364		
c	Net income or (loss) from special events. Subtract line 9b from line 9a	9c		1,085	
10a	Gross sales of inventory, less returns and allowances	10a	765,614		
b	Less cost of goods sold	10b	787,612		
c	Gross profit or (loss) from sales of inventory (attach schedule). Subtract line 10b from line 10a	10c		-21,998	
11	Other revenue (from Part VII, line 103)	11		18,386	
12	Total revenue. Add lines 1e, 2, 3, 4, 5, 6c, 7, 8d, 9c, 10c, and 11	12		17,761,650	
13	Program services (from line 44, column (B))	13		16,655,087	
14	Management and general (from line 44, column (C))	14		323,042	
15	Fundraising (from line 44, column (D))	15		567,322	
16	Payments to affiliates (attach schedule)	16			
17	Total expenses. Add lines 16 and 44, column (A)	17		17,545,451	
18	Excess or (deficit) for the year. Subtract line 17 from line 12	18		216,199	
19	Net assets or fund balances at beginning of year (from line 73, column (A))	19		9,087,323	
20	Other changes in net assets or fund balances (attach explanation)	20			
21	Net assets or fund balances at end of year. Combine lines 18, 19, and 20	21		9,303,522	

BAA For Privacy Act and Paperwork Reduction Act Notice, see the separate instructions

TEEA0109L 12/27/07

Form 990 (2007)

SCANNED DEC 27 2008



8617

Part II Statement of Functional Expenses All organizations must complete column (A). Columns (B), (C), and (D) are required for section 501(c)(3) and (4) organizations and section 4947(a)(1) nonexempt charitable trusts but optional for others. (See instructions.)

Do not include amounts reported on line 6b, 8b, 9b, 10b, or 16 of Part I		(A) Total	(B) Program services	(C) Management and general	(D) Fundraising
22a Grants paid from donor advised funds (attach schedule) (cash \$ _____) non-cash \$ _____) If this amount includes foreign grants, check here <input type="checkbox"/>	22a				
22b Other grants and allocations (attach schedule) (cash \$ _____) non-cash \$ _____) If this amount includes foreign grants, check here <input type="checkbox"/>	22b				
23 Specific assistance to individuals (attach schedule)	23				
24 Benefits paid to or for members (attach schedule)	24				
25a Compensation of current officers, directors, key employees, etc. listed in Part V-A	25a	103,800	59,685	31,140	12,975
b Compensation of former officers, directors, key employees, etc. listed in Part V-B	25b	0	0	0	0
c Compensation and other distributions, not included above, to disqualified persons (as defined under section 4958(f)(1)) and persons described in section 4958(c)(3)(B)	25c	0	0	0	0
26 Salaries and wages of employees not included on lines 25a, b, and c	26	1,010,029	781,065	115,654	113,310
27 Pension plan contributions not included on lines 25a, b, and c	27	11,236		11,236	
28 Employee benefits not included on lines 25a - 27	28	180,928	132,839	31,884	16,205
29 Payroll taxes	29	84,121	63,757	11,273	9,091
30 Professional fundraising fees	30				
31 Accounting fees	31	24,611		24,611	
32 Legal fees	32				
33 Supplies	33	72,644	54,123	12,434	6,087
34 Telephone	34	25,000	19,661	3,453	1,886
35 Postage and shipping	35	246,800	245,193		1,607
36 Occupancy	36	197,842	182,377	15,465	
37 Equipment rental and maintenance	37	57,290	38,539	8,700	10,051
38 Printing and publications	38	19,965	6,963	3,453	9,549
39 Travel	39	18,723	9,386	9,337	
40 Conferences, conventions, and meetings	40	34,566	16,692	8,699	9,175
41 Interest	41				
42 Depreciation, depletion, etc. (attach schedule)	42	238,121	233,419	4,702	
43 Other expenses not covered above (itemize)					
a SEE STATEMENT 4	43a	15,219,775	14,811,388	31,001	377,386
b _____	43b				
c _____	43c				
d _____	43d				
e _____	43e				
f _____	43f				
g _____	43g				
44 Total functional expenses. Add lines 22a through 43g. (Organizations completing columns (B) - (D), carry these totals to lines 13 - 15)	44	17,545,451	16,655,087	323,042	567,322

Joint Costs Check ☐ if you are following SOP 98-2

Are any joint costs from a combined educational campaign and fundraising solicitation reported in (B) Program services?

☐ Yes ☒ No

If 'Yes,' enter (i) the aggregate amount of these joint costs \$ _____, (ii) the amount allocated to Program services

\$ _____, (iii) the amount allocated to Management and general \$ _____, and (iv) the amount allocated to Fundraising \$ _____

Part III Statement of Program Service Accomplishments (See the instructions.)

Form 990 is available for public inspection and, for some people, serves as the primary or sole source of information about a particular organization. How the public perceives an organization in such cases may be determined by the information presented on its return. Therefore, please make sure the return is complete and accurate and fully describes, in Part III, the organization's programs and accomplishments.

What is the organization's primary exempt purpose? G SEE STATEMENT 5

All organizations must describe their exempt purpose achievements in a clear and concise manner. State the number of clients served, publications issued, etc. Discuss achievements that are not measurable (Section 501(c)(3) and (4) organizations and 4947(a)(1) nonexempt charitable trusts must also enter the amount of grants and allocations to others.)

Program Service Expenses
(Required for 501(c)(3) and
(4) organizations and
4947(a)(1) trusts, but
optional for others.)

a SEE STATEMENT 6

(Grants and allocations \$) If this amount includes foreign grants, check here G ☐

16,655,087.

b

(Grants and allocations \$) If this amount includes foreign grants, check here G ☐

c

(Grants and allocations \$) If this amount includes foreign grants, check here G ☐

d

(Grants and allocations \$) If this amount includes foreign grants, check here G ☐

e Other program services

(Grants and allocations \$) If this amount includes foreign grants, check here G ☐

f Total of Program Service Expenses (should equal line 44, column (B), Program services)

G 16,655,087.

BAA

Form 990 (2007)

Part IV Balance Sheets (See the instructions)

Note Where required, attached schedules and amounts within the description column should be for end-of-year amounts only

		(A) Beginning of year		(B) End of year
45	Cash - non-interest-bearing	1,666,537	45	2,004,777.
46	Savings and temporary cash investments		46	
47a	Accounts receivable	224,615		
b	Less allowance for doubtful accounts	110,370	47c	224,615.
48a	Pledges receivable	424,250.		
b	Less allowance for doubtful accounts	349,896	48c	424,250
49	Grants receivable	86,454	49	111,749
50a	Receivables from current and former officers, directors, trustees, and key employees (attach schedule)		50a	
b	Receivables from other disqualified persons (as defined under section 4958(f)(1)) and persons described in section 4958(c)(3)(B) (attach schedule)		50b	
51a	Other notes and loans receivable (attach schedule)			
b	Less allowance for doubtful accounts		51c	
52	Inventories for sale or use	1,896,118.	52	1,771,198
53	Prepaid expenses and deferred charges		53	
54a	Investments - publicly-traded securities	<input type="checkbox"/> Cost <input type="checkbox"/> FMV	54a	
b	Investments - other securities (attach sch)	<input type="checkbox"/> Cost <input type="checkbox"/> FMV	54b	
55a	Investments - land, buildings, & equipment basis			
b	Less accumulated depreciation (attach schedule)		55c	
56	Investments - other (attach schedule)		56	
57a	Land, buildings, and equipment basis	5,774,690		
b	Less accumulated depreciation (attach schedule) STATEMENT 7	1,927,253	57c	3,847,437.
58	Other assets, including program-related investments (describe G <u>SEE STATEMENT 8</u>)	1,088,520.	58	1,099,829
59	Total assets (must equal line 74) Add lines 45 through 58	9,232,079.	59	9,483,855
60	Accounts payable and accrued expenses	144,756.	60	180,333
61	Grants payable		61	
62	Deferred revenue		62	
63	Loans from officers, directors, trustees, and key employees (attach schedule)		63	
64a	Tax-exempt bond liabilities (attach schedule)		64a	
b	Mortgages and other notes payable (attach schedule)		64b	
65	Other liabilities (describe G _____)		65	
66	Total liabilities Add lines 60 through 65	144,756.	66	180,333.
NET ASSETS OR FUND BALANCES Organizations that follow SFAS 117, check here <input checked="" type="checkbox"/> and complete lines 67 through 69 and lines 73 and 74				
67	Unrestricted	8,662,831	67	8,280,219.
68	Temporarily restricted	424,492.	68	1,023,303
69	Permanently restricted		69	
Organizations that do not follow SFAS 117, check here <input type="checkbox"/> and complete lines 70 through 74				
70	Capital stock, trust principal, or current funds		70	
71	Paid-in or capital surplus, or land, building, and equipment fund		71	
72	Retained earnings, endowment, accumulated income, or other funds		72	
73	Total net assets or fund balances Add lines 67 through 69 or lines 70 through 72 (Column (A) must equal line 19 and column (B) must equal line 21)	9,087,323	73	9,303,522.
74	Total liabilities and net assets/fund balances Add lines 66 and 73	9,232,079.	74	9,483,855

BAA

Form 990 (2007)

Yes	No
-----	----

Part V-B Former Officers, Directors, Trustees, and Key Employees That Received Compensation or Other Benefits (If any former officer, director, trustee, or key employee received compensation or other benefits (described below) during the year, list that person below and enter the amount of compensation or other benefits in the appropriate column. See the instructions.)

Part VI	Other Information (See the instructions)
---------	--

76	Did the organization make a change in its activities or methods of conducting activities? If 'Yes,' attach a detailed statement of each change	76	-	X
77	Were any changes made in the organizing or governing documents but not reported to the IRS? If 'Yes,' attach a conformed copy of the changes	77		X
78a	Did the organization have unrelated business gross income of \$1,000 or more during the year covered by this return?	78a		X
	b If 'Yes,' has it filed a tax return on Form 990-T for this year?	78b	N/A	
79	Was there a liquidation, dissolution, termination, or substantial contraction during the year? If 'Yes,' attach a statement	79		X
80a	Is the organization related (other than by association with a statewide or nationwide organization) through common membership, governing bodies, trustees, officers, etc., to any other exempt or nonexempt organization?	80a		X
	b If 'Yes,' enter the name of the organization <u>G N/A</u> and check whether it is <input type="checkbox"/> exempt or <input type="checkbox"/> nonexempt			
81a	Enter direct and indirect political expenditures (See line 81 instructions)	81a	0	
	b Did the organization file Form 1120-POL for this year?	81b		X

Form 990 (2007)

Part VI Other Information (continued)		Yes	No
82 a Did the organization receive donated services or the use of materials, equipment, or facilities at no charge or at substantially less than fair rental value?	82 a		X
b If 'Yes,' you may indicate the value of these items here. Do not include this amount as revenue in Part I or as an expense in Part II. (See instructions in Part III.)	82 b	N/A	
83 a Did the organization comply with the public inspection requirements for returns and exemption applications?	83 a	X	
b Did the organization comply with the disclosure requirements relating to quid pro quo contributions?	83 b	X	
84 a Did the organization solicit any contributions or gifts that were not tax deductible?	84 a		X
b If 'Yes,' did the organization include with every solicitation an express statement that such contributions or gifts were not tax deductible?	84 b	N/A	
85 a 501(c)(4), (5), or (6). Were substantially all dues nondeductible by members?	85 a	N/A	
b Did the organization make only in-house lobbying expenditures of \$2,000 or less?	85 b	N/A	
If 'Yes,' was answered to either 85a or 85b, do not complete 85c through 85h below unless the organization received a waiver for proxy tax owed for the prior year.			
c Dues, assessments, and similar amounts from members.	85 c	N/A	
d Section 162(e) lobbying and political expenditures.	85 d	N/A	
e Aggregate nondeductible amount of section 6033(e)(1)(A) dues notices.	85 e	N/A	
f Taxable amount of lobbying and political expenditures (line 85d less 85e).	85 f	N/A	
g Does the organization elect to pay the section 6033(e) tax on the amount on line 85f?	85 g	N/A	
h If section 6033(e)(1)(A) dues notices were sent, does the organization agree to add the amount on line 85f to its reasonable estimate of dues allocable to nondeductible lobbying and political expenditures for the following tax year?	85 h	N/A	
86 501(c)(7) organizations. Enter: a Initiation fees and capital contributions included on line 12.	86 a	N/A	
b Gross receipts, included on line 12, for public use of club facilities.	86 b	N/A	
87 501(c)(12) organizations. Enter: a Gross income from members or shareholders.	87 a	N/A	
b Gross income from other sources. (Do not net amounts due or paid to other sources against amounts due or received from them.)	87 b	N/A	
88 a At any time during the year, did the organization own a 50% or greater interest in a taxable corporation or partnership, or an entity disregarded as separate from the organization under Regulations sections 301.7701-2 and 301.7701-3? If 'Yes,' complete Part IX.	88 a		X
b At any time during the year, did the organization, directly or indirectly, own a controlled entity within the meaning of section 512(b)(13)? If 'Yes,' complete Part XI.	88 b	G	X
89 a 501(c)(3) organizations. Enter: Amount of tax imposed on the organization during the year under section 4911: G 0, section 4912: G 0, section 4955: G 0.			
b 501(c)(3) and 501(c)(4) organizations. Did the organization engage in any section 4958 excess benefit transaction during the year or did it become aware of an excess benefit transaction from a prior year? If 'Yes,' attach a statement explaining each transaction.	89 b		X
c Enter: Amount of tax imposed on the organization managers or disqualified persons during the year under sections 4912, 4955, and 4958.	G	0.	
d Enter: Amount of tax on line 89c, above, reimbursed by the organization.	G	0	
e All organizations. At any time during the tax year, was the organization a party to a prohibited tax shelter transaction?	89 e		X
f All organizations. Did the organization acquire a direct or indirect interest in any applicable insurance contract?	89 f		X
g For supporting organizations and sponsoring organizations maintaining donor advised funds. Did the supporting organization, or a fund maintained by a sponsoring organization, have excess business holdings at any time during the year?	89 g		X
90 a List the states with which a copy of this return is filed: G NONE			
b Number of employees employed in the pay period that includes March 12, 2007 (See instructions).		90 b	30
91 a The books are in care of: G ROBERT BUSH. Telephone number: G 903-597-3663. Located at: G 3201 ROBERTSON RD TYLER TX. ZIP + 4: G 75711-6974.			
b At any time during the calendar year, did the organization have an interest in or a signature or other authority over a financial account in a foreign country (such as a bank account, securities account, or other financial account)? If 'Yes,' enter the name of the foreign country: G	91 b	Yes	No
See the instructions for exceptions and filing requirements for Form TD F 90-22.1, Report of Foreign Bank and Financial Accounts.			

BAA

Form 990 (2007)

Part VI Other Information (continued)

c At any time during the calendar year, did the organization maintain an office outside of the United States?

91c

Yes No
X

If 'Yes,' enter the name of the foreign country G

92 Section 4947(a)(1) nonexempt charitable trusts filing Form 990 in lieu of Form 1041 Check here

N/A G

and enter the amount of tax-exempt interest received or accrued during the tax year

G 92

N/A

Part VII Analysis of Income-Producing Activities (See the instructions)

Note Enter gross amounts unless otherwise indicated

	Unrelated business income		Excluded by section 512, 513, or 514		(E) Related or exempt function income
	(A) Business code	(B) Amount	(C) Exclusion code	(D) Amount	
93 Program service revenue					
a FREIGHT RECOVERY					92,330
b RECLAMATION FEES					410,286
c SHARED MAINTENANCE					767,116
d STORAGE RECOVERY					57,018
e					
f Medicare/Medicaid payments					
g Fees & contracts from government agencies					
94 Membership dues and assessments					
95 Interest on savings & temporary cash invmnts			14	85,859	
96 Dividends & interest from securities					
97 Net rental income or (loss) from real estate					
a debt-financed property					
b not debt-financed property					
98 Net rental income or (loss) from pers prop					
99 Other investment income					
100 Gain or (loss) from sales of assets other than inventory					
101 Net income or (loss) from special events			1	3,250	-2,165
102 Gross profit or (loss) from sales of inventory					-21,998
103 Other revenue a					
b OTHER INCOME					18,386
c					
d					
e					
104 Subtotal (add columns (B), (D), and (E))				89,109	1,320,973
105 Total (add line 104, columns (B), (D), and (E))				G	1,410,082

Note Line 105 plus line 1e, Part I, should equal the amount on line 12, Part I

Part VIII Relationship of Activities to the Accomplishment of Exempt Purposes (See the instructions)

Line No	Explain how each activity for which income is reported in column (E) of Part VII contributed importantly to the accomplishment of the organization's exempt purposes (other than by providing funds for such purposes)
F	SEE STATEMENT 12

Part IX Information Regarding Taxable Subsidiaries and Disregarded Entities (See the instructions)

(A) Name, address, and EIN of corporation, partnership, or disregarded entity	(B) Percentage of ownership interest	(C) Nature of activities	(D) Total income	(E) End-of-year assets
N/A	%			
	%			
	%			
	%			

Part X Information Regarding Transfers Associated with Personal Benefit Contracts (See the instructions)

a Did the organization, during the year, receive any funds, directly or indirectly, to pay premiums on a personal benefit contract?

Yes No
X

b Did the organization, during the year, pay premiums, directly or indirectly, on a personal benefit contract?

Yes No
X

Note If 'Yes' to (b), file Form 8870 and Form 4720 (see instructions)

Part XI Information Regarding Transfers To and From Controlled Entities. Complete only if the organization is a controlling organization as defined in section 512(b)(13).**106** Did the reporting organization **make** any transfers to a controlled entity as defined in section 512(b)(13) of the Code? If 'Yes,' complete the schedule below for each controlled entity

Yes	No
	X

	(A) Name, address, of each controlled entity	(B) Employer Identification Number	(C) Description of transfer	(D) Amount of transfer
a				
b				
c				
Totals				



107 Did the reporting organization **receive** any transfers from a controlled entity as defined in section 512(b)(13) of the Code? If 'Yes,' complete the schedule below for each controlled entity

Yes	No
	X

	(A) Name, address, of each controlled entity	(B) Employer Identification Number	(C) Description of transfer	(D) Amount of transfer
a				
b				
c				
Totals				

108 Did the organization have a binding written contract in effect on August 17, 2006, covering the interest, rents, royalties, and annuities described in question 107 above?

Yes	No
	X

Please Sign Here	Under penalties of perjury, I declare that I have examined this return, including accompanying schedules and statements, and to the best of my knowledge and belief, it is true, correct, and complete. Declaration of preparer (other than officer) is based on all information of which preparer has any knowledge.			
	 Signature of officer		11/14/08 Date	
	ROBERT L. BUSH, EXECUTIVE DIRECTOR Type or print name and title			
Paid Preparer's Use Only	Preparer's signature	 Date 11-7-08	Check if self-employed <input type="checkbox"/>	Preparer's SSN or PTIN (See General Instruction X) N/A
	Firm's name (or yours if self-employed), address, and ZIP + 4	HENRY & PETERS, P.C. 3310 SO. BROADWAY, SUITE 100 TYLER, TX 75701		
	EIN	N/A		
	Phone no	(903) 597-6311		

BAA

Form 990 (2007)

SCHEDULE A
(Form 990 or 990-EZ)

Department of the Treasury
Internal Revenue Service

**Organization Exempt Under
Section 501(c)(3)**

(Except Private Foundation) and Section 501(e), 501(f), 501(k),
501(n), or 4947(a)(1) Nonexempt Charitable Trust

Supplementary Information (See separate instructions)

G MUST be completed by the above organizations and attached to their Form 990 or 990-EZ

OMB No 1545-0047

2007

Name of the organization

REGIONAL EAST TEXAS FOOD BANK

Employer identification number

75-2222686

Part I

Compensation of the Five Highest Paid Employees Other Than Officers, Directors, and Trustees
(See instructions. List each one. If there are none, enter 'None'.)

(a) Name and address of each employee paid more than \$50,000	(b) Title and average hours per week devoted to position	(c) Compensation	(d) Contributions to employee benefit plans and deferred compensation	(e) Expense account and other allowances
NONE				
Total number of other employees paid over \$50,000 G		0		

Part II A

Compensation of the Five Highest Paid Independent Contractors for Professional Services
(See instructions. List each one (whether individuals or firms). If there are none, enter 'None'.)

(a) Name and address of each independent contractor paid more than \$50,000	(b) Type of service	(c) Compensation
NONE		
Total number of others receiving over \$50,000 for professional services G		0

Part II B

Compensation of the Five Highest Paid Independent Contractors for Other Services
(List each contractor who performed services other than professional services, whether individuals or firms. If there are none, enter 'None'. See instructions.)

(a) Name and address of each independent contractor paid more than \$50,000	(b) Type of service	(c) Compensation
NONE		
Total number of other contractors receiving over \$50,000 for other services G		0

Part III Statements About Activities (See instructions)

Yes No

1	During the year, has the organization attempted to influence national, state, or local legislation, including any attempt to influence public opinion on a legislative matter or referendum? If 'Yes,' enter the total expenses paid or incurred in connection with the lobbying activities G \$ <u>N/A</u> (Must equal amounts on line 38, Part VI-A, or line 1 of Part VI-B)	1		X
Organizations that made an election under section 501(h) by filing Form 5768 must complete Part VI-A. Other organizations checking 'Yes' must complete Part VI-B AND attach a statement giving a detailed description of the lobbying activities				
2	During the year, has the organization, either directly or indirectly, engaged in any of the following acts with any substantial contributors, trustees, directors, officers, creators, key employees, or members of their families, or with any taxable organization with which any such person is affiliated as an officer, director, trustee, majority owner, or principal beneficiary? (If the answer to any question is 'Yes,' attach a detailed statement explaining the transactions)			
a	Sale, exchange, or leasing of property?	2a		X
b	Lending of money or other extension of credit?	2b		X
c	Furnishing of goods, services, or facilities?	2c		X
d	Payment of compensation (or payment or reimbursement of expenses if more than \$1,000)?	2d	X	
e	Transfer of any part of its income or assets?	2e		X
3a	Did the organization make grants for scholarships, fellowships, student loans, etc? (If 'Yes,' attach an explanation of how the organization determines that recipients qualify to receive payments)	3a		X
b	Did the organization have a section 403(b) annuity plan for its employees?	3b		X
c	Did the organization receive or hold an easement for conservation purposes, including easements to preserve open space, the environment, historic land areas or historic structures? If 'Yes,' attach a detailed statement	3c		X
d	Did the organization provide credit counseling, debt management, credit repair, or debt negotiation services?	3d		X
4a	Did the organization maintain any donor advised funds? If 'Yes,' complete lines 4b through 4g. If 'No,' complete lines 4f and 4g	4a		X
b	Did the organization make any taxable distributions under section 4966?	4b	N/A	
c	Did the organization make a distribution to a donor, donor advisor, or related person?	4c	N/A	
d	Enter the total number of donor advised funds owned at the end of the tax year	G		N/A
e	Enter the aggregate value of assets held in all donor advised funds owned at the end of the tax year	G		N/A
f	Enter the total number of separate funds or accounts owned at the end of the tax year (excluding donor advised funds included on line 4d) where donors have the right to provide advice on the distribution or investment of amounts in such funds or accounts	G		0
g	Enter the aggregate value of assets held in all funds or accounts included on line 4f at the end of the tax year	G		0.

Part IV Reason for Non-Private Foundation Status (See instructions.)

I certify that the organization is not a private foundation because it is (Please check only ONE applicable box.)

- 5 ☐ A church, convention of churches, or association of churches Section 170(b)(1)(A)(i)
- 6 ☐ A school Section 170(b)(1)(A)(ii) (Also complete Part V)
- 7 ☐ A hospital or a cooperative hospital service organization Section 170(b)(1)(A)(iii)
- 8 ☐ A federal, state, or local government or governmental unit Section 170(b)(1)(A)(v)
- 9 ☐ A medical research organization operated in conjunction with a hospital Section 170(b)(1)(A)(iii) Enter the hospital's name, city, and state G _____
- 10 ☐ An organization operated for the benefit of a college or university owned or operated by a governmental unit Section 170(b)(1)(A)(iv) (Also complete the Support Schedule in Part IV-A)
- 11a ☒ An organization that normally receives a substantial part of its support from a governmental unit or from the general public Section 170(b)(1)(A)(vi) (Also complete the Support Schedule in Part IV-A)
- 11b ☐ A community trust Section 170(b)(1)(A)(vi) (Also complete the Support Schedule in Part IV-A)
- 12 ☐ An organization that normally receives (1) more than 33-1/3% of its support from contributions, membership fees, and gross receipts from activities related to its charitable, etc., functions subject to certain exceptions, and (2) no more than 33-1/3% of its support from gross investment income and unrelated business taxable income (less section 511 tax) from businesses acquired by the organization after June 30, 1975 See section 509(a)(2) (Also complete the Support Schedule in Part IV-A)
- 13 ☐ An organization that is not controlled by any disqualified persons (other than foundation managers) and otherwise meets the requirements of section 509(a)(3) Check the box that describes the type of supporting organization G

☐ Type I ☐ Type II ☐ Type III-Functionally Integrated ☐ Type III-Other

Provide the following information about the supported organizations (See instructions.)

(a) Name(s) of supported organization(s)	(b) Employer identification number (EIN)	(c) Type of organization (described in lines 5 through 12 above or IRC section)	(d) Is the supported organization listed in the supporting organization's governing documents?		(e) Amount of support
			Yes	No	
Total					G 0

- 14 ☐ An organization organized and operated to test for public safety Section 509(a)(4) (See instructions.)

Part IV-A Support Schedule (Complete only if you checked a box on line 10, 11, or 12) Use cash method of accounting

Note You may use the worksheet in the instructions for converting from the accrual to the cash method of accounting

Calendar year (or fiscal year beginning in)	(a) 2006	(b) 2005	(c) 2004	(d) 2003	(e) Total
15 Gifts, grants, and contributions received (Do not include unusual grants. See line 28.)	15,533,825.	18,897,732	14,440,502.	12,325,511	61,197,570
16 Membership fees received					0
17 Gross receipts from admissions, merchandise sold or services performed, or furnishing of facilities in any activity that is related to the organization's charitable, etc., purpose	1,038,109	1,046,841.	921,993	1,315,669	4,322,612
18 Gross income from interest, dividends, ams rec'd from payments on securities loans (sec. 512(a)(5)), rents, royalties, income from similar sources, and unrelated business taxable income (less sec. 511 taxes) from businesses acquired by the organization after June 30, 1975	71,468.	33,670	27,153	12,692.	144,983
19 Net income from unrelated business activities not included in line 18					0
20 Tax revenues levied for the organization's benefit and either paid to it or expended on its behalf					0
21 The value of services or facilities furnished to the organization by a governmental unit without charge. Do not include the value of services or facilities generally furnished to the public without charge.					0.
22 Other income. Attach a schedule. Do not include gain or (loss) from sale of capital assets. SEE SJMT 13	43,386.	64,905	43,667	29,556	181,514
23 Total of lines 15 through 22	16,686,788.	20,043,148	15,433,315.	13,683,428	65,846,679
24 Line 23 minus line 17	15,648,679	18,996,307.	14,511,322	12,367,759	61,524,067.
25 Enter 1% of line 23	166,868	200,431.	154,333	136,834.	
26 Organizations described on lines 10 or 11	a Enter 2% of amount in column (e), line 24				G 26a 1,230,481
b Prepare a list for your records to show the name of and amount contributed by each person (other than a governmental unit or publicly supported organization) whose total gifts for 2003 through 2006 exceeded the amount shown in line 26a. Do not file this list with your return. Enter the total of all these excess amounts.					G 26b 2,991,080
c Total support for section 509(a)(1) test. Enter line 24, column (e)					G 26c 61,524,067
d Add Amounts from column (e) for lines	18 144,983.	19	26b 2,991,080		26d 3,317,577
e Public support (line 26c minus line 26d total)	22 181,514				G 26e 58,206,490
f Public support percentage (line 26e (numerator) divided by line 26c (denominator))					G 26f 94.61 %
27 Organizations described on line 12	N/A				
a For amounts included in lines 15, 16, and 17 that were received from a 'disqualified person,' prepare a list for your records to show the name of, and total amounts received in each year from, each 'disqualified person.' Do not file this list with your return. Enter the sum of such amounts for each year.	(2006) _____	(2005) _____	(2004) _____	(2003) _____	
b For any amount included in line 17 that was received from each person (other than 'disqualified persons'), prepare a list for your records to show the name of, and amount received for each year, that was more than the larger of (1) the amount on line 25 for the year or (2) \$5,000. (Include in the list organizations described in lines 5 through 11b, as well as individuals.) Do not file this list with your return. After computing the difference between the amount received and the larger amount described in (1) or (2), enter the sum of these differences (the excess amounts) for each year.	(2006) _____	(2005) _____	(2004) _____	(2003) _____	
c Add Amounts from column (e) for lines	15 _____	16 _____	17 _____	20 _____	21 _____
d Add Line 27a total	and line 27b total				27c _____
e Public support (line 27c total minus line 27d total)					27d _____
f Total support for section 509(a)(2) test. Enter amount from line 23, column (e)	G 27f _____				27e _____
g Public support percentage (line 27e (numerator) divided by line 27f (denominator))					G 27g %
h Investment income percentage (line 18, column (e) (numerator) divided by line 27f (denominator))					G 27h %
28 Unusual Grants. For an organization described in line 10, 11, or 12 that received any unusual grants during 2003 through 2006, prepare a list for your records to show, for each year, the name of the contributor, the date and amount of the grant, and a brief description of the nature of the grant. Do not file this list with your return. Do not include these grants in line 15.					

Part V Private School Questionnaire (See instructions)
 (To be completed ONLY by schools that checked the box on line 6 in Part IV)

		N/A	
		Yes	No
29	Does the organization have a racially nondiscriminatory policy toward students by statement in its charter, bylaws, other governing instrument, or in a resolution of its governing body?		
30	Does the organization include a statement of its racially nondiscriminatory policy toward students in all its brochures, catalogues, and other written communications with the public dealing with student admissions, programs, and scholarships?		
31	Has the organization publicized its racially nondiscriminatory policy through newspaper or broadcast media during the period of solicitation for students, or during the registration period if it has no solicitation program, in a way that makes the policy known to all parts of the general community it serves? If 'Yes,' please describe, if 'No,' please explain (If you need more space, attach a separate statement)		

32	Does the organization maintain the following		
a	Records indicating the racial composition of the student body, faculty, and administrative staff?	32a	
b	Records documenting that scholarships and other financial assistance are awarded on a racially nondiscriminatory basis?	32b	
c	Copies of all catalogues, brochures, announcements, and other written communications to the public dealing with student admissions, programs, and scholarships?	32c	
d	Copies of all material used by the organization or on its behalf to solicit contributions?	32d	
If you answered 'No' to any of the above, please explain (If you need more space, attach a separate statement)			

33	Does the organization discriminate by race in any way with respect to		
a	Students' rights or privileges?	33a	
b	Admissions policies?	33b	
c	Employment of faculty or administrative staff?	33c	
d	Scholarships or other financial assistance?	33d	
e	Educational policies?	33e	
f	Use of facilities?	33f	
g	Athletic programs?	33g	
h	Other extracurricular activities?	33h	
If you answered 'Yes' to any of the above, please explain (If you need more space, attach a separate statement)			

34a	Does the organization receive any financial aid or assistance from a governmental agency?	34a	
b	Has the organization's right to such aid ever been revoked or suspended?	34b	
If you answered 'Yes' to either 34a or b, please explain using an attached statement			
35	Does the organization certify that it has complied with the applicable requirements of sections 4 01 through 4 05 of Rev Proc 75-50, 1975-2 C B 587, covering racial nondiscrimination? If 'No,' attach an explanation	35	

Part VI-A Lobbying Expenditures by Electing Public Charities (See instructions)
(To be completed ONLY by an eligible organization that filed Form 5768)

N/A

Check G a ☐ if the organization belongs to an affiliated group Check G b ☐ if you checked 'a' and 'limited control' provisions apply

Limits on Lobbying Expenditures (The term 'expenditures' means amounts paid or incurred)		(a) Affiliated group totals	(b) To be completed for all electing organizations
36	Total lobbying expenditures to influence public opinion (grassroots lobbying)	36	
37	Total lobbying expenditures to influence a legislative body (direct lobbying)	37	
38	Total lobbying expenditures (add lines 36 and 37)	38	
39	Other exempt purpose expenditures	39	
40	Total exempt purpose expenditures (add lines 38 and 39)	40	
41	Lobbying nontaxable amount Enter the amount from the following table <div style="display: flex; justify-content: space-between;"> <div> If the amount on line 40 is Not over \$500,000 Over \$500,000 but not over \$1,000,000 Over \$1,000,000 but not over \$1,500,000 Over \$1,500,000 but not over \$17,000,000 Over \$17,000,000 </div> <div> The lobbying nontaxable amount is 20% of the amount on line 40 \$100,000 plus 15% of the excess over \$500,000 \$175,000 plus 10% of the excess over \$1,000,000 \$225,000 plus 5% of the excess over \$1,500,000 \$1,000,000 </div> </div>	41	
42	Grassroots nontaxable amount (enter 25% of line 41)	42	
43	Subtract line 42 from line 36 Enter -0- if line 42 is more than line 36	43	
44	Subtract line 41 from line 38 Enter -0- if line 41 is more than line 38	44	
Caution If there is an amount on either line 43 or line 44, you must file Form 4720			

4 -Year Averaging Period Under Section 501(h)(Some organizations that made a section 501(h) election do not have to complete all of the five columns below
See the instructions for lines 45 through 50)

	Lobbying Expenditures During 4 -Year Averaging Period				
	(a) 2007	(b) 2006	(c) 2005	(d) 2004	(e) Total
45 Lobbying nontaxable amount					
46 Lobbying ceiling amount (150% of line 45(e))					
47 Total lobbying expenditures					
48 Grassroots non-taxable amount					
49 Grassroots ceiling amount (150% of line 48(e))					
50 Grassroots lobbying expenditures					

Part VI-B Lobbying Activity by Nonelecting Public Charities

(For reporting only by organizations that did not complete Part VI-A) (See instructions)

N/A

During the year, did the organization attempt to influence national, state or local legislation, including any attempt to influence public opinion on a legislative matter or referendum, through the use of

	Yes	No	Amount
a Volunteers			
b Paid staff or management (Include compensation in expenses reported on lines c through h)			
c Media advertisements			
d Mailings to members, legislators, or the public			
e Publications, or published or broadcast statements			
f Grants to other organizations for lobbying purposes			
g Direct contact with legislators, their staffs, government officials, or a legislative body			
h Rallies, demonstrations, seminars, conventions, speeches, lectures, or any other means			
i Total lobbying expenditures (add lines c through h)			

If 'Yes' to any of the above, also attach a statement giving a detailed description of the lobbying activities

BAA

Schedule A (Form 990 or 990-EZ) 2007

REGIONAL EAST TEXAS FOOD BANK

75-2222686

STATEMENT 1
FORM 990, PART I, LINE 8
NET GAIN (LOSS) FROM NONINVENTORY SALES

OTHER ASSETS

DESCRIPTION	1993 48' GREAT DANE TRAILER		
DATE ACQUIRED	7/01/2007		
HOW ACQUIRED	DONATED		
DATE SOLD	7/01/2007		
TO WHOM SOLD			
GROSS SALES PRICE	7,577.		
COST OR OTHER BASIS	7,577		
BASIS METHOD	COST		
		GAIN (LOSS)	0
TOTAL GAIN (LOSS) OTHER ASSETS			<u>\$ 0</u>
TOTAL NET GAIN (LOSS) FROM NONINVENTORY SALES			<u>\$ 0.</u>

STATEMENT 2
FORM 990, PART I, LINE 9
NET INCOME (LOSS) FROM SPECIAL EVENTS

<u>SPECIAL EVENTS</u>	<u>GROSS RECEIPTS</u>	<u>LESS CONTRI - BUTIONS</u>	<u>GROSS REVENUE</u>	<u>LESS DIRECT EXPENSES</u>	<u>NET INCOME (LOSS)</u>
GOLF TOURNAMENT	3,250.	0.	3,250.	0.	3,250
PANTRY RAID	3,199	0	3,199	5,364	-2,165
TOTAL	<u>\$ 6,449</u>	<u>\$ 0.</u>	<u>\$ 6,449.</u>	<u>\$ 5,364.</u>	<u>\$ 1,085</u>

STATEMENT 3
FORM 990, PART I, LINE 10
GROSS PROFIT (LOSS) FROM SALES OF INVENTORY

FOOD SALES	\$ 765,614.
GROSS SALES	<u>\$ 765,614.</u>
LESS RETURNS & ALLOWANCES	<u>0</u>
NET SALES	<u>\$ 765,614</u>
LESS COST OF GOODS SOLD	<u>787,612</u>
GROSS PROFIT FROM SALES OF INVENTORY	<u>\$ -21,998</u>

REGIONAL EAST TEXAS FOOD BANK

75-2222686

STATEMENT 4
FORM 990, PART II, LINE 43
OTHER EXPENSES

	(A) TOTAL	(B) PROGRAM SERVICES	(C) MANAGEMENT & GENERAL	(D) FUNDRAISING
ADVERTISING	218,169.	150,748.	6,163.	61,258
CONTRACT LABOR	80,266.	65,464.	1,405	13,397
DUES/SUBSCRIPTIONS/FEES	25,590.	18,412.	4,495.	2,683
FOOD DISTRIBUTED	14,217,273	14,217,273		
FUND RAISING EVENTS	299,317	1,569		297,748.
INSURANCE	56,769	44,605	10,623	1,541.
KIDS CAFE EXPENSE	13,193.	13,193.		
MISCELLANEOUS	4,752	2,856	1,172	724.
PROGRAM SERVICES	268,729.	261,551.	7,143.	35
RESTRICTED GRANT EXPENSES	35,717.	35,717.		
TOTAL	<u>\$15,219,775</u>	<u>\$14,811,388</u>	<u>\$ 31,001</u>	<u>\$ 377,386.</u>

STATEMENT 5
FORM 990, PART III
ORGANIZATION'S PRIMARY EXEMPT PURPOSE

TO REDUCE HUNGER BY PROVIDING FOOD, SUPPORT AND EDUCATION TO THOSE IN NEED WITH
PASSION AND EFFICIENCY

STATEMENT 6
FORM 990, PART III, LINE A
STATEMENT OF PROGRAM SERVICE ACCOMPLISHMENTS

DESCRIPTION	GRANTS AND ALLOCATIONS	PROGRAM SERVICE EXPENSES
IN 2007, THE EAST TEXAS FOOD BANK WORKED WITH 200 AGENCIES PROVIDING FOOD, SUPPORT AND EDUCATION TO APPROXIMATELY 100,000 EAST TEXANS IN 26 COUNTIES BY DISTRIBUTING 13.8 MILLION POUNDS OF FOOD, ASSISTING INDIVIDUALS IN OBTAINING CRITICAL ONGOING SUPPORT SERVICES INCLUDING FOOD STAMPS AND MEDICAL CARE AND ENCOURAGING EDUCATION FOR BOTH CHILDREN AND ADULTS		16,655,087
INCLUDES FOREIGN GRANTS	NO	
	<u>\$ 0</u>	<u>\$ 16655087</u>

REGIONAL EAST TEXAS FOOD BANK

75-2222686

STATEMENT 7
FORM 990, PART IV, LINE 57
LAND, BUILDINGS, AND EQUIPMENT

CATEGORY	BASIS	ACCUM. DEPREC	BOOK VALUE
FURNITURE AND FIXTURES	\$ 259,524.	\$ 229,529.	\$ 29,995
MACHINERY AND EQUIPMENT	1,378,323	889,749	488,574
BUILDINGS	3,899,166.	807,975.	3,091,191.
LAND	237,677		237,677
TOTAL	<u>\$ 5,774,690</u>	<u>\$ 1,927,253</u>	<u>\$ 3,847,437</u>

STATEMENT 8
FORM 990, PART IV, LINE 58
OTHER ASSETS

BENEFICIAL INTEREST RECEIVABLE	\$ 1,092,251
OTHER ASSETS	7,578.
TOTAL	<u>\$ 1,099,829</u>

STATEMENT 9
FORM 990, PART IV-A, LINE B(4)
OTHER AMOUNTS

COST OF GOODS SOLD - INVENTORY	\$ 787,612
SPECIAL EVENT EXPENSES - PANTRY RAID	5,364.
TOTAL	<u>\$ 792,976.</u>

STATEMENT 10
FORM 990, PART IV-B, LINE B(4)
OTHER AMOUNTS

COST OF GOODS SOLD - INVENTORY	\$ 787,612
SPECIAL EVENT EXPENSES - PANTRY RAID	5,364
TOTAL	<u>\$ 792,976.</u>

STATEMENT 11
FORM 990, PART V-A
LIST OF OFFICERS, DIRECTORS, TRUSTEES, AND KEY EMPLOYEES

NAME AND ADDRESS	TITLE AND AVERAGE HOURS PER WEEK DEVOTED	COMPEN- SATION	CONTRI- BUTION TO EBP & DC	EXPENSE ACCOUNT/ OTHER
ROBERT BUSH PO BOX 6974 TYLER, TX 75711	EXECUTIVE DIREC 0	\$ 103,800	\$ 13,439	\$ 0.

STATEMENT 11 (CONTINUED)

FORM 990, PART V-A

LIST OF OFFICERS, DIRECTORS, TRUSTEES, AND KEY EMPLOYEES

NAME AND ADDRESS	TITLE AND AVERAGE HOURS PER WEEK DEVOTED	COMPEN- SATION	CONTRI- BUTION TO EBP & DC	EXPENSE ACCOUNT/ OTHER
MICHAEL ACE 118 W 4TH STREET TYLER, TX 75701	ADVISORY BOARD 0	\$ 0.	\$ 0	\$ 0.
RON ANDERSON P O BOX 8059 TYLER, TX 75711	DIRECTOR 0	0.	0	0.
JOHN ATKINSON 604 BECKY DRIVE TYLER, TX 75703	ADVISORY BOARD 0	0	0	0
ANN HOWELL 621 SHELLEY PARK PLAZA TYLER, TX 75701	DIRECTOR 0	0	0	0
CAROL BRADLEY P O. BOX 1688 LUFKIN, TX 75902	DIRECTOR 0	0	0.	0.
HENRY BELL, III 608 GREEN LN TYLER, TX 75701	ADVISORY BOARD 0	0.	0.	0.
JERRY BOWER 3016 ROLLINGWOOD TYLER, TX 75701	ADVISORY BOARD 0	0	0	0
HERBERT BUIE P O BOX 1116 TYLER, TX 75710	PRESIDENT ELECT 0	0	0.	0.
EDGAR BURTON P O BOX 1688 LUFKIN, TX 75902	DIRECTOR 0	0	0	0.
DON CHANEY 3641 RIVER OAKS CT TYLER, TX 75707	ADVISORY BOARD 0	0	0	0
LISA LUJAN PO BOX 8843 TYLER, TX 75711	DIRECTOR 0	0	0	0
JACK COMPTON P O BOX 1456 TYLER, TX 75710	ADVISORY BOARD 0	0	0	0

STATEMENT 11 (CONTINUED)

FORM 990, PART V-A

LIST OF OFFICERS, DIRECTORS, TRUSTEES, AND KEY EMPLOYEES

NAME AND ADDRESS	TITLE AND AVERAGE HOURS PER WEEK DEVOTED	COMPEN- SATION	CONTRI- BUTION TO EBP & DC	EXPENSE ACCOUNT/ OTHER
JIM DAUGHTRY 1310 ESE LOOP 323 TYLER, TX 75701	DIRECTOR 0	\$ 0	\$ 0.	\$ 0
GARY RHODES PO BOX 93 TYLER, TX 75703	DIRECTOR 0	0.	0	0.
KEVIN DEORNELLAS P O BOX 7279 TYLER, TX 75711	ADVISORY BOARD 0	0	0.	0
RICK ELLIS P O BOX 1411 TYLER, TX 75710	DIRECTOR 0	0	0.	0
WENDY FARMER 3805 DARRELL LN TYLER, TX 75701	DIRECTOR 0	0	0	0
SAM GREENBURG P O BOX 4818 TYLER, TX 75712	ADVISORY BOARD 0	0	0	0
VERNA HALL 1018 WILMINGTON PLACE TYLER, TX 75701	DIRECTOR 0	0.	0	0
KEVIN ELTIFE 112 S COLLEGE AVE TYLER, TX 75702	ADVISORY BOARD 0	0	0	0
OMBRA HUGHES PO BOX 130955 TYLER, TX 75713	ADVISORY BOARD 0	0	0	0
TOM KEITH 4022 POST OAK ROAD TYLER, TX 75701	ADVISORY BOARD 0	0.	0.	0.
NANCY BROWN-LARSON 4545 OLD J'VILLE HWY, STE 100 TYLER, TX 75703	ADVISORY BOARD 0	0	0	0
TRACY LISNER P O BOX 4818 TYLER, TX 75712	ADVISORY BOARD 0	0.	0	0

STATEMENT 11 (CONTINUED)

FORM 990, PART V-A

LIST OF OFFICERS, DIRECTORS, TRUSTEES, AND KEY EMPLOYEES

NAME AND ADDRESS	TITLE AND AVERAGE HOURS PER WEEK DEVOTED	COMPEN- SATION	CONTRI- BUTION TO EBP & DC	EXPENSE ACCOUNT/ OTHER
LARRY BEENE 205 BUNKER DR TYLER, TX 75703	ADVISORY BOARD 0	\$ 0	\$ 0.	\$ 0
RICK RAYFORD P.O. BOX 1411 TYLER, TX 75710	PRESIDENT 0	0	0	0.
JIM RICE 19210 BIG TIMBER RD TYLER, TX 75703	DIRECTOR 0	0	0	0
ED KING 1431 HOLLYTREE PLACE TYLER, TX 75703	ADVISORY BOARD 0	0	0	0.
C B ROBERTS 3403 BIG OAK DRIVE TYLER, TX 75707	DIRECTOR 0	0.	0	0
BARNEY RUBIN PO BOX 280 HENDERSON, TX 75654	ADVISORY BOARD 0	0	0	0.
CATHY SCHREIBER 13275 HILLCREEK WHITEHOUSE, TX 75791	SEC/TREASURER 0	0.	0.	0
DIANE B. HEINDEL 407 E. FOURTH ST TYLER, TX 75701	DIRECTOR 0	0	0	0
RUBEN NATERA 1015 ESE LOOP 323 TYLER, TX 75701	DIRECTOR 0	0.	0.	0
MARTHA WALKER 324 CUMBERLAND RD TYLER, TX 75703	ADVISORY BOARD 0	0.	0.	0
JOE RADFORD 20434 CR 338 LINDALE, TX 75771	DIRECTOR 0	0	0	0.
BRENDA BALCH 1225 WSW LOOP 323 TYLER, TX 75701	DIRECTOR 0	0	0	0.

REGIONAL EAST TEXAS FOOD BANK

75-2222686

STATEMENT 11 (CONTINUED)

FORM 990, PART V-A

LIST OF OFFICERS, DIRECTORS, TRUSTEES, AND KEY EMPLOYEES

NAME AND ADDRESS	TITLE AND AVERAGE HOURS PER WEEK DEVOTED	COMPEN- SATION	CONTRI- BUTION TO EBP & DC	EXPENSE ACCOUNT/ OTHER
CHARLES CRADDOCK 307 W 24TH STREET TYLER, TX 75702	ADVISORY BOARD 0	\$ 0	\$ 0.	\$ 0.
ROBERT L HANCOCK 108 MARKET SQUARE BLVD TYLER, TX 75703	DIRECTOR 0	0	0	0
MARK SCIRTO PO BOX 957 TYLER, TX 75710	DIRECTOR 0	0.	0	0
HOWARD TAGG 5620 OLD BULLARD ROAD TYLER, TX 75703	PAST PRESIDENT 0	0	0.	0
HUGH KIRKSEY P O BOX 1411 TYLER, TX 75710	ADVISORY BOARD 0	0	0	0
ANGIE MURPHREE P O BOX 6100 TYLER, TX 75711	DIRECTOR 0	0	0	0.
JERRY NELSON, CPA 601 SHELLEY PARK PLAZA TYLER, TX 75701	DIRECTOR 0	0	0	0
WHIT RITER 110 N COLLEGE, STE 1406 TYLER, TX 75702	DIRECTOR 0	0	0	0
GARRY HOUSTON PO BOX 131599 TYLER, TX 75713	DIRECTOR 0	0	0.	0
PHIL HURLEY 2211 ESE LOOP 323 TYLER, TX 75701	DIRECTOR 0	0.	0	0.
	TOTAL	\$ 103,800.	\$ 13,439	\$ 0.

STATEMENT 12
FORM 990, PART VIII
RELATIONSHIP OF ACTIVITIES TO THE ACCOMPLISHMENT OF EXEMPT PURPOSES

LINE #	EXPLANATION OF ACTIVITIES
93A	RENTAL OF EXCESS STORAGE CAPACITY
93B	REIMBURSEMENT OF EXPENSES INCURRED FOR TRUCKS, OPERATION AND MAINTENANCE FOR FOOD DELIVERY TO OTHER TAX-EXEMPT ORGANIZATIONS.
93C	FEES CHARGED FOR SCANNING AND PROCESSING FOOD FOR RECLAMATION AND NON-CASH DONATIONS.
93D	REIMBURSEMENT OF SHARED EXPENSES BY OTHER TAX-EXEMPT ORGANIZATIONS FOR FOOD DISTRIBUTION AND STORAGE.
103B	FEES CHARGED FOR ALL OTHER MISCELLANEOUS EXEMPT ACTIVITIES

STATEMENT 13
SCHEDULE A, PART IV-A, LINE 22
OTHER INCOME

DESCRIPTION	(A) 2006	(B) 2005	(C) 2004	(D) 2003	(E) TOTAL
SPECIAL EVENTS	\$ 25,440	\$ 31,259.	\$ 25,819.	\$ 29,556.	\$ 112,074.
OTHER INCOME	17,946	33,646	17,848.	0.	69,440
TOTAL	<u>\$ 43,386</u>	<u>\$ 64,905</u>	<u>\$ 43,667</u>	<u>\$ 29,556</u>	<u>\$ 181,514</u>

CLIENT 53192

REGIONAL EAST TEXAS FOOD BANK

75-2222686

Form 990, Part II, Line 42

NO.	DESCRIPTION	DATE ACQUIRED	DATE SOLD	COST/ BASIS	BUS PCT.	CUR 179/ SDA	PRIOR 179/ SDA/ DEPR.	METHOD	LIFE	CURRENT DEPR.
DEPR. SCHEDULE ONLY										
BUILDINGS										
2	BUILDING - FULLY DERPEC	VARIOUS		1,675			1,675			0
3	NEW BUILDING	8/27/94		978,088			447,736	S/L	31.5	31,050
4	BUILDING IMPROVEMENTS	2/25/93		259,780			115,458	S/L	31.5	8,247
5	BUILDING ADDITION	11/01/93		4,259			1,767	S/L	31.5	135
6	KIRKLAND SIGN	9/16/93		6,177			6,177	S/L	10	0
7	BUILDING IMPROVEMENT	8/18/94		30,284			11,854	S/L	31.5	961
8	BUILDING IMPROVEMENT	8/11/94		470			186	S/L	31.5	15
9	BUILDING IMPROVEMENT	9/19/94		55,277			21,499	S/L	31.5	1,755
10	OVERHEAD DOOR	11/01/94		595			595	S/L	7	0
11	BUILDING IMPROVEMENT	11/14/94		9,507			3,674	S/L	31.5	302
44	AIR CONDITIONER	7/31/95		1,500			1,500	S/L	7	0
47	RENOVATIONS	10/17/96		233			163	S/L	15	16
48	ELECTRICAL REPAIRS	10/17/96		106			106	S/L	7	0
55	WAREHOUSE OFFICE	1/30/96		2,436			862	S/L	31	79
88	WAREHOUSE WALL - INTERIOR	12/31/99		15,300			7,140	S/L	15	1,020
89	OFFICE WALL - INTERIOR	8/14/00		4,164			1,784	S/L	15	278
104	PARKING LOT EXTENSION	4/30/01		16,583			6,267	S/L	15	1,106
105	PARKING LOT FENCE	4/30/01		3,605			2,918	S/L	7	515
165	FREEZER	12/31/05		2,445,372			62,702	S/L	39	62,702
166	FREEZER - RETAINAGE PMT	1/01/06		36,414			934	S/L	39	934
167	DRIVEWAY TURN MODIFICATIO	4/01/06		12,500			625	S/L	15	833
168	PARKING LOT ASPHALT REPAI	5/01/06		550			52	S/L	7	79
169	2 WAREHOUSE BATHROOMS	4/01/06		10,700			535	S/L	15	713
172	PALLET RACKING	1/01/06		3,591			513	S/L	7	513
TOTAL BUILDINGS				3,899,166		0	696,722			111,253
FURNITURE AND FIXTURES										
12	FURN & FIX - FULLY DEPREC	VARIOUS		53,338			53,338			0
13	CURTIS MATHIS TV & VCR	12/01/90		592			592	S/L	7	0
14	2 - CAR PHONES	7/01/91		590			590	S/L	7	0
15	MIX COMPUTER CENTER	10/30/92		9,056			9,056	S/L	5	0
16	CONSTRUCTION SHLVG	9/16/93		2,764			2,764	S/L	7	0
17	COPIER	12/01/94		8,066			8,066	S/L	5	0
45	TABLE & CHAIRS	12/31/95		860			860	S/L	7	0
49	CHAIRS	12/23/96		529			529	S/L	7	0

12/31/07

2007 FEDERAL BOOK SUMMARY DEPRECIATION SCHEDULE

PAGE 2

CLIENT 53192

REGIONAL EAST TEXAS FOOD BANK

75-2222686

NO.	DESCRIPTION	DATE ACQUIRED	DATE SOLD	COST/ BASIS	BUS. PCT.	CUR 179/ SDA	PRIOR 179/ SDA/ DEPR	METHOD	LIFE	CURRENT DEPR.
56	DODGE CARGO VAN	7/31/97		23,939			23,939	S/L	5	0
57	SUMP PUMP	9/03/97		863			863	S/L	7	0
58	PROGRAMMABLE THERMOSTATS	12/17/97		1,825			1,825	S/L	7	0
66	TELEPHONE SYSTEM	3/24/98		8,607			8,607	S/L	7	0
67	3 - PALLET JACKS	5/06/98		1,561			1,561	S/L	7	0
75	COMPUTER - DEVELOPMENT	12/31/99		887			887	S/L	3	0
76	PRINTER - DEVELOPMENT	12/31/99		600			600	S/L	5	0
77	LATERAL FILE	12/31/99		240			240	S/L	7	0
78	COMPUTER SYSTEM	7/01/99		22,069			22,069	S/L	3	0
87	NETWORK SOFTWARE	7/01/99		12,250			12,250	S/L	3	0
91	1 5 TON A/C UNIT	7/10/00		1,800			1,671	S/L	7	129
92	CAMPAQ PRINTER & MONITOR	10/31/00		886			886	S/L	3	0
93	4 DRAWER LATERAL FILE	11/27/00		430			371	S/L	7	59
94	3COM ISDN EXTERNAL	12/06/00		585			585	S/L	3	0
95	3COM FIREWALL MODULE	12/21/00		944			944	S/L	3	0
106	COPIER	11/30/01		9,046			6,568	S/L	7	0
107	HP COMPUTER	10/11/01		1,904			1,904	S/L	3	0
119	2 - SERVER RAM - 256K	1/31/02		398			398	S/L	3	0
120	DELL 8100 LAPTOP	1/31/02		1,842			1,842	S/L	3	0
121	DELL 8100 PORT REPLICATOR	2/25/02		289			289	S/L	3	0
122	2 - 18 1 GB HARDDRIVES	2/28/02		558			558	S/L	3	0
123	HP 4100N	4/01/02		2,132			2,132	S/L	3	0
124	3 - 19" NEC MONITORS	5/01/02		910			910	S/L	3	0
125	CISCO 1720 ROUTER	5/01/02		2,085			2,085	S/L	3	0
126	19" DELL MONITOR	6/13/02		290			290	S/L	3	0
127	WINDOWS SERVER LICENSE	8/14/02		1,865			1,865	S/L	3	0
128	DELL 24 PORT SWITCH & WIRE	8/23/02		903			903	S/L	3	0
129	HOTFAX BOARD & SOFTWARE	10/03/02		2,239			2,239	S/L	3	0
130	HP LASERJET 1000	11/07/02		294			294	S/L	3	0
131	RAM UPGRADES	11/07/02		558			558	S/L	3	0
132	DELL POWEREDGE 265 SERVER	12/18/02		7,091			7,091	S/L	3	0
133	NAVISON SOFTWARE&INSTALL	4/01/02		23,128			23,128	S/L	3	0
136	SCANNER	12/01/03		679			299	S/L	7	97
137	DELL OPITPLEX GX270	12/09/03		1,781			1,781	S/L	3	0
138	1GM RAM - DELL 2650	2/24/03		580			580	S/L	3	0
139	DELL DLT POWRVault	2/24/03		2,679			2,679	S/L	3	0
140	21" VIEWSONIC MONITOR	4/30/03		516			516	S/L	3	0
141	VERITAS BACK-UP SERVER	2/24/03		799			799	S/L	3	0
142	DELL COMPUTER - KIEDRA	6/10/04		1,781			1,534	S/L	3	247

12/31/07

2007 FEDERAL BOOK SUMMARY DEPRECIATION SCHEDULE

PAGE 3

CLIENT 53192

REGIONAL EAST TEXAS FOOD BANK

75-2222686

NO.	DESCRIPTION	DATE ACQUIRED	DATE SOLD	COST/ BASIS	BUS PCT.	CUR 179/ SDA	PRIOR 179/ SDA/ DEPR.	METHOD	LIFE	CURRENT DEPR.
143	DELL COMPUTER - CINDY	12/30/04		1,495			996	S/L	3	499
144	DELL COMPUER	1/29/04		1,579			1,534	S/L	3	45
145	2 - HP LASERJET 1300	1/29/04		1,092			1,062	S/L	3	30
146	DELL COMPUTER	4/21/04		1,480			1,315	S/L	3	165
153	DELL COMPUTER	4/30/05		2,391			1,328	S/L	3	797
154	DELL COMPUTER	8/10/05		1,280			605	S/L	3	427
160	FURNITURE	3/31/05		1,672			418	S/L	7	239
161	FURNITURE	4/30/05		3,390			807	S/L	7	484
173	STEEL CASE CUBICAL	1/01/06		1,138			163	S/L	7	163
174	STEEL CASE CUBE & PARTIAL	1/01/06		3,914			559	S/L	7	559
187	COMPUTER	12/31/06		1,830				S/L	3	610
188	COMPUTER	12/31/06		1,611				S/L	3	537
195	DELL D520 DUAL-CORELAPTOP	6/28/07		2,545				S/L	3	424
196	HP LASERJET 4250TNPRINTER	8/13/07		2,978				S/L	3	414
197	RICOH - COPIER 1060	9/24/07		13,500				S/L	7	482
TOTAL FURNITURE AND FIXTURE				259,523		0	223,122			6,407
LAND										
1	LAND	8/27/92		154,021						0
90	LAND - 3.759 ACRE	4/30/00		83,657						0
TOTAL LAND				237,678		0	0			0
MACHINERY AND EQUIPMENT										
18	EQUIPMENT - FULLY DEPREC	VARIOUS		45,786			45,786			0
19	WAREHOUSE RACKS	12/01/88		17,167			17,167	S/L	7	0
20	FREEZER	11/30/88		21,577			21,577	S/L	7	0
21	FREEZER INSTLLATION	11/30/88		7,000			7,000	S/L	7	0
22	HAMILTON SCALE	11/30/88		5,274			5,274	S/L	7	0
23	METAL WATERMELON BINS	12/01/88		500			500	S/L	7	0
24	FREEZER	12/31/88		21,577			21,577	S/L	7	0
25	FORKLIFT	7/01/91		3,000			3,000	S/L	7	0
26	TRUCK LIFTGATE	6/30/92		1,400			1,400	S/L	7	0
27	WAREHOUSE RACKS	1/15/93		9,900			9,900	S/L	7	0
28	FREEZER INSTALATION	1/15/93		21,807			21,807	S/L	7	0
29	COOLER	8/01/93		37,652			37,652	S/L	7	0
30	COOLER INSTALLATION	8/01/93		6,000			5,928	S/L	7	0
31	QUALITY A/C COMPRESSOR	6/06/94		5,000			5,000	S/L	7	0

12/31/07

2007 FEDERAL BOOK SUMMARY DEPRECIATION SCHEDULE

PAGE 4

CLIENT 53192

REGIONAL EAST TEXAS FOOD BANK

75-2222686

NO.	DESCRIPTION	DATE ACQUIRED	DATE SOLD	COST/ BASIS	BUS PCT.	CUR 179/ SDA	PRIOR 179/ SDA/ DEPR.	METHOD	LIFE	CURRENT DEPR.
32	EQUIPMENT	8/02/94		2,784			2,784	S/L	7	0
33	CROWN LIFT TRUCK	9/28/95		21,414			21,414	S/L	7	0
34	EXTERIOR WALL SEALING	9/28/95		1,600			1,600	S/L	7	0
35	CROWN LIFT TRUCK	9/21/95		5,413			5,413	S/L	7	0
50	BATTERY - FORKLIFT	7/31/96		2,500			2,500	S/L	3	0
51	BATTERY - PALLET JACK	10/24/96		1,497			1,497	S/L	3	0
54	FANS	6/30/96		541			541	S/L	7	0
59	SCALE - REPAIR	3/05/97		686			686	S/L	7	0
60	TIME CLOCK - NET INS REIM	6/18/97		500			500	S/L	7	0
61	PALLET JACK	7/31/97		4,500			4,500	S/L	7	0
68	EQUIPMENT - WAREHOUSE	2/11/98		1,197			1,197	S/L	7	0
69	FREEZERS	9/30/98		3,885			3,885	S/L	7	0
70	2 - PALLET JACKS	9/30/98		830			830	S/L	7	0
71	2 - 5 TON A/C UNITS	11/30/98		1,500			808	S/L	15	100
74	FORKLIFT & PARTS			8,000				S/L	7	0
79	CROWN FORKLIFT	3/24/99		7,070			7,070	S/L	7	0
80	A/C UNIT COOLER	8/03/99		3,000			3,000	S/L	7	0
81	PLATFORM SCALE	9/27/99		700			700	S/L	7	0
82	OVERHEAD DOOR	9/27/99		1,225			1,225	S/L	7	0
83	SLIP SHEET ATTACHMENT	10/19/99		9,000			9,000	S/L	7	0
84	SONOZAIRE MODEL 330A	10/27/99		822			822	S/L	7	0
96	REFRIGERATOR	3/31/00		530			513	S/L	7	17
97	2 - COMPRESSOR	5/03/00		4,112			3,914	S/L	7	198
98	TRAILER RENOVATION	5/31/00		20,378			8,946	S/L	15	1,359
99	CROWN LIFT TRUCK #5A	6/29/00		3,711			3,445	S/L	7	266
100	REFER TRUCK - BOBTAIL	7/31/00		20,207			20,207	S/L	5	0
101	6 - INSECT BARS	9/27/00		4,869			4,350	S/L	7	519
102	CROWN LIFT TRUCK#1A232536	10/23/00		21,320			18,784	S/L	7	2,536
103	FORKLIFT BATTERY	10/11/00		2,051			2,051	S/L	3	0
108	LIFT GATE BOBTAIL TRUCK	2/28/01		5,469			4,556	S/L	7	781
109	2002 FREIGHTLINER	12/31/01		93,940			93,940	S/L	5	0
110	FORD AEROMAX TRACTOR	10/01/01		40,000			40,000	S/L	5	0
111	CROWN WP JACK #5A308827	2/26/02		4,550			3,142	S/L	7	650
112	SCALE & ACCESSORIES	9/19/02		2,300			1,398	S/L	7	329
113	2 - CROWN HAND PALLET JACK	3/22/02		970			660	S/L	7	139
114	CROWN PAL-JACK #6A194986	4/03/02		9,600			6,513	S/L	7	1,371
115	REFRIGERATED TRAILER	2/25/02		21,821			15,066	S/L	7	3,117
116	KP-35 COMPACTOR	6/20/02		12,386			7,961	S/L	7	1,769
117	CROWN FORKLIFT #1A253616	6/20/02		29,900			19,220	S/L	7	4,271

12/31/07

2007 FEDERAL BOOK SUMMARY DEPRECIATION SCHEDULE

PAGE 5

CLIENT 53192

REGIONAL EAST TEXAS FOOD BANK

75-2222686

NO.	DESCRIPTION	DATE ACQUIRED	DATE SOLD	COST/ BASIS	BUS PCT.	CUR 179/ SDA	PRIOR 179/ SDA/ DEPR.	METHOD	LIFE	CURRENT DEPR.
118	30 - CARTS	6/20/02		900			580	S/L	7	129
134	LEYMAN RAIL LIFT	4/16/03		11,600			6,076	S/L	7	1,657
135	REFRIDGERATED TRAILER	3/13/03		40,000			21,904	S/L	7	5,714
147	WAREHOUSE EQUIP	3/31/04		895			352	S/L	7	128
152	A/C UNIT	8/10/05		3,600			728	S/L	7	514
155	2000 TRAILER	6/01/05		3,439			778	S/L	7	491
156	1997 TRACTOR	6/01/05		3,439			778	S/L	7	491
157	2006 9400 TRUCK	3/31/05		100,995			25,249	S/L	7	14,428
158	REFRIGERATED TRAILER	3/31/05		77,236			19,309	S/L	7	11,034
159	WAREHOUSE EQUIPMENT	2/14/05		3,000			822	S/L	7	429
170	MOT SENSOR LIGHTS - WAREH	5/01/06		4,210			401	S/L	7	601
171	WAREHOUSE RACKS	10/01/06		35,894			1,282	S/L	7	5,128
175	RAYMOND 102XM BATTERY CHG	1/01/06		17,992			2,570	S/L	7	2,570
176	ROTARY ARM STRETCH WRAPPE	1/01/06		15,542			2,220	S/L	7	2,220
177	INTL TRUCK VIN#07C397101	1/01/06		105,995			15,142	S/L	7	15,142
178	20"X80" GAUGE STRETCH FIL	1/01/06		402			134	S/L	3	134
179	REEFER SYSTEM - A2H	1/01/06		18,929			2,704	S/L	7	2,704
180	'07 20' INTL MOD 4200 CHA	1/01/06		43,313			6,188	S/L	7	6,188
181	HD FLOOR SCALE 5X5 W/ PIT	1/01/06		3,071			1,024	S/L	3	1,024
182	CONCRETE WRK - SCALE & ST	1/01/06		650			217	S/L	3	217
183	STEEL TRUCK DOCKBOARD	1/01/06		989			330	S/L	3	330
184	CONCRETE WRK - WRAP MACH	1/01/06		900			300	S/L	3	300
185	KID BODY & TK REEFER -20'	1/01/06		30,762			4,395	S/L	7	4,395
186	KIDRON TRUCK TRAILER	1/01/06		55,692			7,956	S/L	7	7,956
191	2000 HYUNDAI TRAILER	1/29/07		13,000				S/L	7	1,702
192	RAYMOND WALKIE 102T-F45L	4/10/07		6,197				S/L	7	664
193	TRUCK SKINS	5/15/07		13,154				S/L	7	1,253
TOTAL MACHINERY AND EQUIPME				1,192,214		0	649,645			104,965
MISCELLANEOUS										
36	HAMILTON SCALE	9/27/94		2,690			2,690	S/L	7	0
37	COMPUTER EQUIP	9/27/94		885			885	S/L	5	0
38	COMPACTOR	9/21/94		24,522			24,522	S/L	7	0
39	NEW CHECKS STATION	10/27/94		9,207			9,207	S/L	7	0
40	COMPUTER EQUIP	11/07/94		2,683			2,683	S/L	5	0
41	LIFT TRUCK	12/01/94		5,456			5,456	S/L	7	0
42	FLOOR SCRUBBER	12/29/94		7,931			7,931	S/L	7	0
43	2 - TERMINALS	10/10/95		1,270			1,270	S/L	7	0

12/31/07

2007 FEDERAL BOOK SUMMARY DEPRECIATION SCHEDULE

PAGE 6

CLIENT 53192

REGIONAL EAST TEXAS FOOD BANK

75-2222686

NO.	DESCRIPTION	DATE ACQUIRED	DATE SOLD	COST/ BASIS	BUS PCT.	CUR 179/ SDA	PRIOR 179/ SDA/ DEPR.	METHOD	LIFE	CURRENT DEPR.
46	COMPUTER	8/31/95		2,500			2,500	S/L	7	0
52	SCANNERS	5/31/96		2,380			2,380	S/L	7	0
53	OVERHEAD DOORS	12/23/96		4,350			4,350	S/L	7	0
62	SCALE - NET INS REIM	2/13/97		500			500	S/L	7	0
63	BATTERY CHARGER	3/31/97		1,300			1,300	S/L	7	0
64	FORKLIFT	6/11/97		9,410			9,410	S/L	7	0
65	FORKLIFT BATTERY	6/30/97		2,500			2,500	S/L	7	0
72	BATTERY	12/30/98		1,922			1,922	S/L	5	0
73	BATTERY	12/30/98		1,922			1,922	S/L	5	0
85	VS1200 SCANNER	3/17/99		1,156			1,156	S/L	7	0
86	EXCIDE BATTERY	10/19/99		2,600			2,543	S/L	3	0
TOTAL MISCELLANEOUS				85,184		0	85,127			0
RELATED COSTS - WAREHOUSE										
148	2 - 40 FT CHASIS	8/01/04		4,400			3,545	S/L	3	855
149	STEEL DOCK BOARD	8/01/04		1,760			1,418	S/L	3	342
150	ELECTRICAL HOOKUP - COMPR	8/01/04		2,083			1,677	S/L	3	406
151	TEMPORARY FREEZER	8/01/04		12,676			10,211	S/L	3	2,465
162	FORK LIFT BATTERY & CHARG	2/28/05		5,903			1,546	S/L	7	843
163	FORK LIFT	3/31/05		33,634			8,409	S/L	7	4,805
164	RAYMOND 7400 DEEP RCH TRK	8/31/05		40,469			7,708	S/L	7	5,781
TOTAL RELATED COSTS - WAREH				100,925		0	34,514			15,497
TOTAL DEPRECIATION				5,774,690		0	1,689,130			238,122
GRAND TOTAL DEPRECIATION				5,774,690		0	1,689,130			238,122

Form 990 Part II Line 42

12/31/07

2007 FEDERAL BOOK DEPRECIATION SCHEDULE

PAGE 1

REGIONAL EAST TEXAS FOOD BANK

75-2222686

NO.	DESCRIPTION	DATE ACQUIRED	DATE SOLD	COST/ BASIS	BUS PCT.	CUR 179 BONUS	SPECIAL DEPR ALLOW	PRIOR 179/ BONUS/ SP. DEPR.	PRIOR DEC BAL DEPR	SALVAGE /BASIS REDUCT	DEPR BASIS	PRIOR DEPR	METHOD	LIFE	RATE	CURRENT DEPR
DEPR SCHEDULE ONLY																
BUILDINGS																
2	BUILDING - FULLY DERPEC	VARIOUS		1,675							1,675	1,675				0
3	NEW BUILDING	8/27/94		978,088							978,088	447,736		S/L	31.5	31,050
4	BUILDING IMPROVEMENTS	2/25/93		259,780							259,780	115,458		S/L	31.5	8,247
5	BUILDING ADDITION	11/01/93		4,259							4,259	1,767		S/L	31.5	135
6	KIRKLAND SIGN	9/16/93		6,177							6,177	6,177		S/L	10	0
7	BUILDING IMPROVEMENT	8/18/94		30,284							30,284	11,854		S/L	31.5	961
8	BUILDING IMPROVEMENT	8/11/94		470							470	186		S/L	31.5	15
9	BUILDING IMPROVEMENT	9/19/94		55,277							55,277	21,499		S/L	31.5	1,755
10	OVERHEAD DOOR	11/01/94		595							595	595		S/L	7	0
11	BUILDING IMPROVEMENT	11/14/94		9,507							9,507	3,674		S/L	31.5	302
44	AIR CONDITIONER	7/31/95		1,500							1,500	1,500		S/L	7	0
47	RENOVATIONS	10/17/96		233							233	163		S/L	15	16
48	ELECTRICAL REPAIRS	10/17/96		106							106	106		S/L	7	0
55	WAREHOUSE OFFICE	1/30/96		2,436							2,436	862		S/L	31	79
88	WAREHOUSE WALL - INTERIOR	12/31/99		15,300							15,300	7,140		S/L	15	1,020
89	OFFICE WALL - INTERIOR	8/14/00		4,164							4,164	1,784		S/L	15	278
104	PARKING LOT EXTENSION	4/30/01		16,583							16,583	6,267		S/L	15	1,106
105	PARKING LOT FENCE	4/30/01		3,605							3,605	2,918		S/L	7	515
165	FREEZER	12/31/05		2,445,372							2,445,372	62,702		S/L	39	62,702
166	FREEZER - RETAINAGE PMT	1/01/06		36,414							36,414	934		S/L	39	934
167	DRIVEWAY TURN MODIFICATIO	4/01/06		12,500							12,500	625		S/L	15	833
168	PARKING LOT ASPHALT REPAI	5/01/06		550							550	52		S/L	7	79
169	2 WAREHOUSE BATHROOMS	4/01/06		10,700							10,700	535		S/L	15	713

12/31/07

2007 FEDERAL BOOK DEPRECIATION SCHEDULE

PAGE 2

REGIONAL EAST TEXAS FOOD BANK

75-2222686

NO.	DESCRIPTION	DATE ACQUIRED	DATE SOLD	COST/ BASIS	BUS. PCT.	CUR 179 BONUS	SPECIAL DEPR. ALLOW.	PRIOR 179/ BONUS/ SP. DEPR.	PRIOR DEC. BAL DEPR.	SALVAGE /BASIS REDUCT.	DEPR BASIS	PRIOR DEPR.	METHOD	LIFE	RATE	CURRENT DEPR.
172	PALLET RACKING	1/01/06		3,591							3,591	513	S/L	7		513
	TOTAL BUILDINGS			3,899,166		0	0	0	0	0	3,899,166	696,722				111,253
	FURNITURE AND FIXTURES															
12	FURN & FIX - FULLY DEPREC	VARIOUS		53,338							53,338	53,338				0
13	CURTIS MATHIS TV & VCR	12/01/90		592							592	592	S/L	7		0
14	2 - CAR PHONES	7/01/91		590							590	590	S/L	7		0
15	MIX COMPUTER CENTER	10/30/92		9,056							9,056	9,056	S/L	5		0
16	CONSTRUCTION SHLVG	9/16/93		2,764							2,764	2,764	S/L	7		0
17	COPIER	12/01/94		8,066							8,066	8,066	S/L	5		0
45	TABLE & CHAIRS	12/31/95		860							860	860	S/L	7		0
49	CHAIRS	12/23/96		529							529	529	S/L	7		0
56	DODGE CARGO VAN	7/31/97		23,939							23,939	23,939	S/L	5		0
57	SUMP PUMP	9/03/97		863							863	863	S/L	7		0
58	PROGRAMMABLE THERMOSTATS	12/17/97		1,825							1,825	1,825	S/L	7		0
66	TELEPHONE SYSTEM	3/24/98		8,607							8,607	8,607	S/L	7		0
67	3 - PALLET JACKS	5/06/98		1,561							1,561	1,561	S/L	7		0
75	COMPUTER - DEVELOPMENT	12/31/99		887							887	887	S/L	3		0
76	PRINTER - DEVELOPMENT	12/31/99		600							600	600	S/L	5		0
77	LATERAL FILE	12/31/99		240							240	240	S/L	7		0
78	COMPUTER SYSTEM	7/01/99		22,069							22,069	22,069	S/L	3		0
87	NETWORK SOFTWARE	7/01/99		12,250							12,250	12,250	S/L	3		0
91	1.5 TON A/C UNIT	7/10/00		1,800							1,800	1,671	S/L	7		129
92	CAMPAQ PRINTER & MONITOR	10/31/00		886							886	886	S/L	3		0
93	4 DRAWER LATERAL FILE	11/27/00		430							430	371	S/L	7		59
94	3COM ISDN EXTERNAL	12/06/00		585							585	585	S/L	3		0

12/31/07

2007 FEDERAL BOOK DEPRECIATION SCHEDULE

PAGE 3

REGIONAL EAST TEXAS FOOD BANK

75-2222686

NO.	DESCRIPTION	DATE ACQUIRED	DATE SOLD	COST/ BASIS	BUS PCT.	CUR 179 BONUS	SPECIAL DEPR ALLOW	PRIOR 179/ BONUS/ SP DEPR	PRIOR DEC BAL DEPR	SALVAGE /BASIS REDUCT	DEPR BASIS	PRIOR DEPR	METHOD	LIFE	RATE	CURRENT DEPR
95	3COM FIREWALL MODULE	12/21/00		944							944	944	S/L	3		0
106	COPIER	11/30/01		9,046							9,046	6,568	S/L	7		0
107	HP COMPUTER	10/11/01		1,904							1,904	1,904	S/L	3		0
119	2 - SERVER RAM - 256K	1/31/02		398							398	398	S/L	3		0
120	DELL 8100 LAPTOP	1/31/02		1,842							1,842	1,842	S/L	3		0
121	DELL 8100 PORT REPLICATOR	2/25/02		289							289	289	S/L	3		0
122	2 - 18.1 GB HARDDRIVES	2/28/02		558							558	558	S/L	3		0
123	HP 4100N	4/01/02		2,132							2,132	2,132	S/L	3		0
124	3 - 19" NEC MONITORS	5/01/02		910							910	910	S/L	3		0
125	CISCO 1720 ROUTER	5/01/02		2,085							2,085	2,085	S/L	3		0
126	19" DELL MONITOR	6/13/02		290							290	290	S/L	3		0
127	WINDOWS SERVER LICENSE	8/14/02		1,865							1,865	1,865	S/L	3		0
128	DELL 24 PORT SWITCH& WIRE	8/23/02		903							903	903	S/L	3		0
129	HOTFAX BOARD & SOFTWARE	10/03/02		2,239							2,239	2,239	S/L	3		0
130	HP LASERJET 1000	11/07/02		294							294	294	S/L	3		0
131	RAM UPGRADES	11/07/02		558							558	558	S/L	3		0
132	DELL POWEREDGE 265 SERVER	12/18/02		7,091							7,091	7,091	S/L	3		0
133	NAVISON SOFTWARE&INSTALL	4/01/02		23,128							23,128	23,128	S/L	3		0
136	SCANNER	12/01/03		679							679	679	S/L	7		97
137	DELL OPTIPLEX GX270	12/09/03		1,781							1,781	1,781	S/L	3		0
138	1GM RAM - DELL 2650	2/24/03		580							580	580	S/L	3		0
139	DELL DLT POWRVault	2/24/03		2,679							2,679	2,679	S/L	3		0
140	21" VIEWSONIC MONITOR	4/30/03		516							516	516	S/L	3		0
141	VERITAS BACK-UP SERVER	2/24/03		799							799	799	S/L	3		0
142	DELL COMPUTER - KIEDRA	6/10/04		1,781							1,781	1,781	S/L	3		247
143	DELL COMPUTER - CINDY	12/30/04		1,495							1,495	996	S/L	3		499
144	DELL COMPUTER	1/29/04		1,579							1,579	1,534	S/L	3		45

12/31/07

2007 FEDERAL BOOK DEPRECIATION SCHEDULE

PAGE 4

REGIONAL EAST TEXAS FOOD BANK

75-2222686

NO.	DESCRIPTION	DATE ACQUIRED	DATE SOLD	COST/ BASIS	BUS. PCT.	CUR 179 BONUS	SPECIAL DEPR. ALLOW.	PRIOR 179/ BONUS/ SP. DEPR.	PRIOR DEC. BAL DEPR.	SALVAGE /BASIS REDUCT.	DEPR. BASIS	PRIOR DEPR.	METHOD	LIFE	RATE	CURRENT DEPR.
145	2 - HP LASERJET 1300	1/29/04		1,092							1,092	1,062	S/L	3		30
146	DELL COMPUTER	4/21/04		1,480							1,480	1,315	S/L	3		165
153	DELL COMPUTER	4/30/05		2,391							2,391	1,328	S/L	3		797
154	DELL COMPUTER	8/10/05		1,280							1,280	605	S/L	3		427
160	FURNITURE	3/31/05		1,672							1,672	418	S/L	7		239
161	FURNITURE	4/30/05		3,390							3,390	807	S/L	7		484
173	STEEL CASE CUBICAL	1/01/06		1,138							1,138	163	S/L	7		163
174	STEEL CASE CUBE & PARTIAL	1/01/06		3,914							3,914	559	S/L	7		559
187	COMPUTER	12/31/06		1,830							1,830		S/L	3		610
188	COMPUTER	12/31/06		1,611							1,611		S/L	3		537
195	DELL D520 DUAL-CORELAPTOP	6/28/07		2,545							2,545		S/L	3		424
196	HP LASERJET 4250TNPRINTER	8/13/07		2,978							2,978		S/L	3		414
197	RICOH - COPIER 1060	9/24/07		13,500							13,500		S/L	7		482
TOTAL FURNITURE AND FIXTURE																
				259,523		0	0	0	0	0	259,523	223,122				6,407
LAND																
1	LAND	8/27/92		154,021							154,021					0
90	LAND - 3.759 ACRE	4/30/00		83,657							83,657					0
TOTAL LAND																
				237,678		0	0	0	0	0	237,678	0				0
MACHINERY AND EQUIPMENT																
18	EQUIPMENT - FULLY DEPREC	VARIOUS		45,786							45,786	45,786				0
19	WAREHOUSE RACKS	12/01/88		17,167							17,167	17,167	S/L	7		0
20	FREEZER	11/30/88		21,577							21,577	21,577	S/L	7		0
21	FREEZER INSTALLATION	11/30/88		7,000							7,000	7,000	S/L	7		0

12/31/07

2007 FEDERAL BOOK DEPRECIATION SCHEDULE

PAGE 5

REGIONAL EAST TEXAS FOOD BANK

75-2222686

NO.	DESCRIPTION	DATE ACQUIRED	DATE SOLD	COST/ BASIS	BUS PCT.	CUR 179 BONUS	SPECIAL DEPR. ALLOW.	PRIOR 179/ BONUS/ SP. DEPR.	PRIOR DEC BAL DEPR.	SALVAGE /BASIS REDUCT.	DEPR. BASIS	PRIOR DEPR.	METHOD	LIFE	RATE	CURRENT DEPR.
22	HAMILTON SCALE	11/30/88		5,274							5,274	5,274	S/L	7		0
23	METAL WATERMELON BINS	12/01/88		500							500	500	S/L	7		0
24	FREEZER	12/31/88		21,577							21,577	21,577	S/L	7		0
25	FORKLIFT	7/01/91		3,000							3,000	3,000	S/L	7		0
26	TRUCK LIFTGATE	6/30/92		1,400							1,400	1,400	S/L	7		0
27	WAREHOUSE RACKS	1/15/93		9,900							9,900	9,900	S/L	7		0
28	FREEZER INSTALATION	1/15/93		21,807							21,807	21,807	S/L	7		0
29	COOLER	8/01/93		37,652							37,652	37,652	S/L	7		0
30	COOLER INSTALLATION	8/01/93		6,000							6,000	5,928	S/L	7		0
31	QUALITY A/C COMPRESSOR	6/06/94		5,000							5,000	5,000	S/L	7		0
32	EQUIPMENT	8/02/94		2,784							2,784	2,784	S/L	7		0
33	CROWN LIFT TRUCK	9/28/95		21,414							21,414	21,414	S/L	7		0
34	EXTERIOR WALL SEALING	9/28/95		1,600							1,600	1,600	S/L	7		0
35	CROWN LIFT TRUCK	9/21/95		5,413							5,413	5,413	S/L	7		0
50	BATTERY - FORKLIFT	7/31/96		2,500							2,500	2,500	S/L	3		0
51	BATTERY - PALLET JACK	10/24/96		1,497							1,497	1,497	S/L	3		0
54	FANS	6/30/96		541							541	541	S/L	7		0
59	SCALE - REPAIR	3/05/97		686							686	686	S/L	7		0
60	TIME CLOCK - NET INS REIM	6/18/97		500							500	500	S/L	7		0
61	PALLET JACK	7/31/97		4,500							4,500	4,500	S/L	7		0
68	EQUIPMENT - WAREHOUSE	2/11/98		1,197							1,197	1,197	S/L	7		0
69	FREEZERS	9/30/98		3,885							3,885	3,885	S/L	7		0
70	2 - PALLET JACKS	9/30/98		830							830	830	S/L	7		0
71	2 - 5 TON A/C UNITS	11/30/98		1,500							1,500	808	S/L	15		100
74	FORKLIFT & PARTS			8,000							8,000		S/L	7		0
79	CROWN FORKLIFT	3/24/99		7,070							7,070	7,070	S/L	7		0
80	A/C UNIT COOLER	8/03/99		3,000							3,000	3,000	S/L	7		0

12/31/07

2007 FEDERAL BOOK DEPRECIATION SCHEDULE

PAGE 6

REGIONAL EAST TEXAS FOOD BANK

75-2222686

NO.	DESCRIPTION	DATE ACQUIRED	DATE SOLD	COST/ BASIS	BUS. PCT.	CUR 179 BONUS	SPECIAL DEPR. ALLOW.	PRIOR 179/ BONUS/ SP. DEPR.	PRIOR DEC. BAL DEPR.	SALVAGE /BASIS REDUCT.	DEPR BASIS	PRIOR DEPR.	METHOD	LIFE	RATE	CURRENT DEPR.
81	PLATFORM SCALE	9/27/99		700							700	700	S/L	7		0
82	OVERHEAD DOOR	9/27/99		1,225							1,225	1,225	S/L	7		0
83	SLIP SHEET ATTACHMENT	10/19/99		9,000							9,000	9,000	S/L	7		0
84	SONOZAIRE MODEL 330A	10/27/99		822							822	822	S/L	7		0
96	REFRIGERATOR	3/31/00		530							530	530	S/L	7		17
97	2 - COMPRESSOR	5/03/00		4,112							4,112	3,914	S/L	7		198
98	TRAILER RENOVATION	5/31/00		20,378							20,378	8,946	S/L	15		1,359
99	CROWN LIFT TRUCK #5A	6/29/00		3,711							3,711	3,445	S/L	7		266
100	REFER TRUCK - BOBTAIL	7/31/00		20,207							20,207	20,207	S/L	5		0
101	6 - INSECT BARS	9/27/00		4,869							4,869	4,350	S/L	7		519
102	CROWN LIFT TRUCK#1A232536	10/23/00		21,320							21,320	18,784	S/L	7		2,536
103	FORKLIFT BATTERY	10/11/00		2,051							2,051	2,051	S/L	3		0
108	LIFT GATE BOBTAIL TRUCK	2/28/01		5,469							5,469	4,556	S/L	7		781
109	2002 FREIGHTLINER	12/31/01		93,940							93,940	93,940	S/L	5		0
110	FORD AEROMAX TRACTOR	10/01/01		40,000							40,000	40,000	S/L	5		0
111	CROWN WP JACK #5A308827	2/26/02		4,550							4,550	3,142	S/L	7		650
112	SCALE & ACCESSORIES	9/19/02		2,300							2,300	1,398	S/L	7		329
113	2 - CROWN HAND PALLET JACK	3/22/02		970							970	660	S/L	7		139
114	CROWN PAL-JACK #6A194986	4/03/02		9,600							9,600	6,513	S/L	7		1,371
115	REFRIGERATED TRAILER	2/25/02		21,821							21,821	15,066	S/L	7		3,117
116	KP-35 COMPACTOR	6/20/02		12,386							12,386	7,961	S/L	7		1,769
117	CROWN FORKLIFT #1A253616	6/20/02		29,900							29,900	19,220	S/L	7		4,271
118	30 - CARTS	6/20/02		900							900	580	S/L	7		129
134	LEYMAN RAIL LIFT	4/16/03		11,600							11,600	6,076	S/L	7		1,657
135	REFRIDGERATED TRAILER	3/13/03		40,000							40,000	21,904	S/L	7		5,714
147	WAREHOUSE EQUIP	3/31/04		895							895	352	S/L	7		128
152	A/C UNIT	8/10/05		3,600							3,600	728	S/L	7		514

12/31/07

2007 FEDERAL BOOK DEPRECIATION SCHEDULE

PAGE 7

REGIONAL EAST TEXAS FOOD BANK

75-2222686

NO.	DESCRIPTION	DATE ACQUIRED	DATE SOLD	COST/ BASIS	BUS PCT.	CUR 179 BONUS	SPECIAL DEPR. ALLOW.	PRIOR 179/ BONUS/ SP. DEPR.	PRIOR DEC. BAL DEPR.	SALVAGE /BASIS REDUCT.	DEPR. BASIS	PRIOR DEPR.	METHOD	LIFE	RATE	CURRENT DEPR.
155	2000 TRAILER	6/01/05		3,439							3,439	778	S/L	7		491
156	1997 TRACTOR	6/01/05		3,439							3,439	778	S/L	7		491
157	2006 9400 TRUCK	3/31/05		100,995							100,995	25,249	S/L	7		14,428
158	REFRIGERATED TRAILER	3/31/05		77,236							77,236	19,309	S/L	7		11,034
159	WAREHOUSE EQUIPMENT	2/14/05		3,000							3,000	822	S/L	7		429
170	MOT SENSOR LIGHTS - WAREH	5/01/06		4,210							4,210	401	S/L	7		601
171	WAREHOUSE RACKS	10/01/06		35,894							35,894	1,282	S/L	7		5,128
175	RAYMOND 102XM BATTERY CHG	1/01/06		17,992							17,992	2,570	S/L	7		2,570
176	ROTARY ARM STRETCH WRAPPE	1/01/06		15,542							15,542	2,220	S/L	7		2,220
177	INTL TRUCK VIN#07C397101	1/01/06		105,995							105,995	15,142	S/L	7		15,142
178	20"x80" GAUGE STRETCH FIL	1/01/06		402							402	134	S/L	3		134
179	REEFER SYSTEM - A2H	1/01/06		18,929							18,929	2,704	S/L	7		2,704
180	'07 20' INTL MOD 4200 CHA	1/01/06		43,313							43,313	6,188	S/L	7		6,188
181	HD FLOOR SCALE 5X5 W/ PIT	1/01/06		3,071							3,071	1,024	S/L	3		1,024
182	CONCRETE WRK - SCALE & ST	1/01/06		650							650	217	S/L	3		217
183	STEEL TRUCK DOCKBOARD	1/01/06		989							989	330	S/L	3		330
184	CONCRETE WRK - WRAP MACH	1/01/06		900							900	300	S/L	3		300
185	KID BODY & TK REEFER -20'	1/01/06		30,762							30,762	4,395	S/L	7		4,395
186	KIDRON TRUCK TRAILER	1/01/06		55,692							55,692	7,956	S/L	7		7,956
191	2000 HYUNDAI TRAILER	1/29/07		13,000							13,000		S/L	7		1,702
192	RAYMOND WALKIE 102T-F45L	4/10/07		6,197							6,197		S/L	7		664
193	TRUCK SKINS	5/15/07		13,154							13,154		S/L	7		1,253

TOTAL MACHINERY AND EQUIPME

1,192,214 0 0 0 0 1,192,214 649,645 104,965

MISCELLANEOUS

12/31/07

2007 FEDERAL BOOK DEPRECIATION SCHEDULE

PAGE 8

REGIONAL EAST TEXAS FOOD BANK

75-2222686

NO.	DESCRIPTION	DATE ACQUIRED	DATE SOLD	COST/ BASIS	BUS PCT.	CUR 179 BONUS	SPECIAL DEPR ALLOW	PRIOR 179/ BONUS/ SP. DEPR.	PRIOR DEC BAL DEPR.	SALVAGE /BASIS REDUCT.	DEPR. BASIS	PRIOR DEPR.	METHOD	LIFE	RATE	CURRENT DEPR.
36	HAMILTON SCALE	9/27/94		2,690							2,690	2,690	S/L	7		0
37	COMPUTER EQUIP	9/27/94		885							885	885	S/L	5		0
38	COMPACTOR	9/21/94		24,522							24,522	24,522	S/L	7		0
39	NEW CHECKS STATION	10/27/94		9,207							9,207	9,207	S/L	7		0
40	COMPUTER EQUIP	11/07/94		2,683							2,683	2,683	S/L	5		0
41	LIFT TRUCK	12/01/94		5,456							5,456	5,456	S/L	7		0
42	FLOOR SCRUBBER	12/29/94		7,931							7,931	7,931	S/L	7		0
43	2 - TERMINALS	10/10/95		1,270							1,270	1,270	S/L	7		0
46	COMPUTER	8/31/95		2,500							2,500	2,500	S/L	7		0
52	SCANNERS	5/31/96		2,380							2,380	2,380	S/L	7		0
53	OVERHEAD DOORS	12/23/96		4,350							4,350	4,350	S/L	7		0
62	SCALE - NET INS REIM	2/13/97		500							500	500	S/L	7		0
63	BATTERY CHARGER	3/31/97		1,300							1,300	1,300	S/L	7		0
64	FORKLIFT	6/11/97		9,410							9,410	9,410	S/L	7		0
65	FORKLIFT BATTERY	6/30/97		2,500							2,500	2,500	S/L	7		0
72	BATTERY	12/30/98		1,922							1,922	1,922	S/L	5		0
73	BATTERY	12/30/98		1,922							1,922	1,922	S/L	5		0
85	VS1200 SCANNER	3/17/99		1,156							1,156	1,156	S/L	7		0
86	EXCIDE BATTERY	10/19/99		2,543							2,543	2,543	S/L	3		0
TOTAL MISCELLANEOUS				85,184	0	0	0	0	0	0	85,184	85,127				0
RELATED COSTS - WAREHOUSE																
148	2 - 40 FT CHASIS	8/01/04		4,400							4,400	3,545	S/L	3		855
149	STEEL DOCK BOARD	8/01/04		1,760							1,760	1,418	S/L	3		342
150	ELECTRICAL HOOKUP - COMPR	8/01/04		2,083							2,083	1,677	S/L	3		406
151	TEMPORARY FREEZER	8/01/04		12,676							12,676	10,211	S/L	3		2,465

12/31/07

2007 FEDERAL BOOK DEPRECIATION SCHEDULE

PAGE 9

REGIONAL EAST TEXAS FOOD BANK

75-2222686

NO.	DESCRIPTION	DATE ACQUIRED	DATE SOLD	COST/ BASIS	BUS PCT.	CUR 179 BONUS	SPECIAL DEPR ALLOW	PRIOR 179/ BONUS/ SP. DEPR	PRIOR DEC BAL DEPR	SALVAGE /BASIS REDUCT	DEPR BASIS	PRIOR DEPR	METHOD	LIFE	RATE	CURRENT DEPR
162	FORK LIFT BATTERY & CHARG	2/28/05		5,903							5,903	1,546	S/L	7		843
163	FORK LIFT	3/31/05		33,634							33,634	8,409	S/L	7		4,805
164	RAYMOND 7400 DEEP RCH TRK	8/31/05		40,469							40,469	7,708	S/L	7		5,781
	TOTAL RELATED COSTS - WAREH			100,925		0	0	0	0	0	100,925	34,514				15,497
	TOTAL DEPRECIATION			5,774,690		0	0	0	0	0	5,774,690	1,689,130				238,122
	GRAND TOTAL DEPRECIATION			5,774,690		0	0	0	0	0	5,774,690	1,689,130				238,122