

▶ The organization may have to use a copy of this return to satisfy state reporting requirements

**F Accounting method** ☐ Cash ☒ Accrual  
☐ Other (specify) ☐

**M** Check ☒ if the organization is **not** required to attach Sch. B (Form 990, 990-EZ, or 990-PF)

**L** Gross receipts Add lines 6b, 8b, 9b, and 10b to line 12 **27,397,256**

Form **990** (2006)

Part II

Statement of Functional Expenses

All organizations must complete column (A). Columns (B), (C), and (D) are required for section 501(c)(3) and (4) organizations and section 4947(a)(1) nonexempt charitable trusts but optional for others. (See the instructions.)

Do not include amounts reported on line 6b, 8b, 9b, 10b, or 16 of Part I.		(A) Total	(B) Program services	(C) Management and general	(D) Fundraising
22a	Grants paid from donor advised funds (attach Schedule) (cash \$ _____ noncash \$ _____) If this amount includes foreign grants, check here <input type="checkbox"/>	22a			
22b	Other grants and allocations (attach schedule) <input checked="" type="checkbox"/> (cash \$ 944,919 _____ noncash \$ _____) If this amount includes foreign grants, check here <input type="checkbox"/>	22b	944,919		
23	Specific assistance to individuals (attach schedule)	23			
24	Benefits paid to or for members (attach schedule)	24			
25a	Compensation of current officers, directors, key employees etc. Listed in Part V-A (attach schedule) . . . . .	25a	464,080	73,852	390,228
b	Compensation of former officers, directors, key employees etc. listed in Part V-B (attach schedule) . . . . .	25b			
c	Compensation and other distributions not included above to disqualified persons (as defined under section 4958(f)(1)) and persons described in section 4958(c)(3)(B) (attach schedule)	25c			
26	Salaries and wages of employees not included on lines 25a, b and c . . . . .	26	8,944,903	8,421,815	523,088
27	Pension plan contributions not included on lines 25a, b and c . . . . .	27			
28	Employee benefits not included on lines 25a - 27 . . . . .	28	2,248,964	2,074,200	174,764
29	Payroll taxes . . . . .	29			
30	Professional fundraising fees . . . . .	30			
31	Accounting fees . . . . .	31			
32	Legal fees . . . . .	32			
33	Supplies . . . . .	33	471,013	443,694	27,319
34	Telephone . . . . .	34			
35	Postage and shipping . . . . .	35			
36	Occupancy . . . . .	36	2,014,591	1,850,856	163,735
37	Equipment rental and maintenance . . . . .	37			
38	Printing and publications . . . . .	38			
39	Travel . . . . .	39	472,302	446,003	26,299
40	Conferences, conventions, and meetings . . . . .	40	229,514	215,393	14,121
41	Interest . . . . .	41	70,199	54,252	15,947
42	Depreciation, depletion, etc. (attach schedule) <input checked="" type="checkbox"/>	42	307,905	307,905	
43	Other expenses not covered above (itemize)				
a	Misc. Expense	43a	324,691	53,052	271,639
b	Direct Grant & Program Expense	43b	6,001,018	6,001,018	
c	PROFESSIONAL SERVICES	43c	1,878,362	1,472,788	405,574
d		43d			
e		43e			
f		43f			
g		43g			
44	Total functional expenses. Add lines 22a through 43g (Organizations completing columns (B)-(D), carry these totals to lines 13-15) . . . . .	44	24,372,461	22,359,747	2,012,714
					0

Joint Costs. Check ☐ if you are following SOP 98-2.

Are any joint costs from a combined educational campaign and fundraising solicitation reported in (B) Program services? ☐ Yes ☒ No

If "Yes," enter (i) the aggregate amount of these joint costs \$ \_\_\_\_\_, (ii) the amount allocated to Program services \$ \_\_\_\_\_, (iii) the amount allocated to Management and general \$ \_\_\_\_\_, and (iv) the amount allocated to Fundraising \$ \_\_\_\_\_.

**Part III Statement of Program Service Accomplishments** *(See the instructions.)*

Form 990 is available for public inspection and, for some people, serves as the primary or sole source of information about a particular organization. How the public perceives an organization in such cases may be determined by the information presented on its return. Therefore, please make sure the return is complete and accurate and fully describes, in Part III, the organization's programs and accomplishments.

What is the organization's primary exempt purpose? ▶	The Foundation for California Community Colleges is a unique nonprofit organization that benefits, supports and enhances California's Community Colleges - the largest higher education system in the nation. As the official auxiliary to the California Community Colleges Board of Governors and System Office, the Foundation works with colleges and partner organizations to administer donations, grants programs and services that save millions of dollars for colleges and students, promote excellence in education and provide valuable learning opportunities for students throughout the state. FCCC welcomes contributions from individuals, corporations, and foundations to ultimately support California's 2.6 million community college students reach their educational pursuits.	<b>Program Service Expenses</b> (Required for 501(c)(3) and (4) orgs, and 4947(a)(1) trusts, but optional for others.)
<b>a</b> See Additional Data Table		
(Grants and allocations \$ )	If this amount includes foreign grants, check here ▶ <input type="checkbox"/>	
<b>b</b>		
(Grants and allocations \$ )	If this amount includes foreign grants, check here ▶ <input type="checkbox"/>	
<b>c</b>		
(Grants and allocations \$ )	If this amount includes foreign grants, check here ▶ <input type="checkbox"/>	
<b>d</b>		
(Grants and allocations \$ )	If this amount includes foreign grants, check here ▶ <input type="checkbox"/>	
<b>e</b> Other program services (attach schedule)		
(Grants and allocations \$ )	If this amount includes foreign grants, check here ▶ <input type="checkbox"/>	
<b>f</b> Total of Program Service Expenses (should equal line 44, column (B), Program services)		22,359,747

Part IV Balance Sheets (See the instructions.)

<b>Note:</b> Where required, attached schedules and amounts within the description column should be for end-of-year amounts only.			(A) Beginning of year		(B) End of year		
Assets	45	Cash—non-interest-bearing . . . . .		5,277,717	45	4,103,705	
	46	Savings and temporary cash investments . . . . .		11,873,368	46	13,541,903	
	47a	Accounts receivable . . . . .	47a	4,670,640			
	b	Less allowance for doubtful accounts	47b		5,245,518	47c	4,670,640
	48a	Pledges receivable . . . . .	48a	4,751,287			
	b	Less allowance for doubtful accounts	48b		2,948,126	48c	4,751,287
	49	Grants receivable . . . . .		103,882	49		
	50a	Receivables from current and former officers, directors, trustees, and key employees (attach schedule) . . . . .			50a		
	b	Receivables from other disqualified persons (as defined under section 4958(c)(3)(B) (attach schedule) . . . . .			50b		
	51a	Other notes and loans receivable (attach schedule) . . . . .	51a				
	b	Less allowance for doubtful accounts	51b			51c	
	52	Inventories for sale or use . . . . .		7,496	52	7,016	
	53	Prepaid expenses and deferred charges . . . . .		72,441	53	54,266	
	54a	Investments—publicly-traded securities . <input type="checkbox"/> Cost <input type="checkbox"/> FMV			54a		
	b	Investments—other securities (attach schedule) <input type="checkbox"/> Cost <input type="checkbox"/> FMV			54b		
	55a	Investments—land, buildings, and equipment basis . . . . .	55a				
	b	Less accumulated depreciation (attach schedule) . . . . .	55b			55c	
	56	Investments—other (attach schedule) . . . . .			56		
57a	Land, buildings, and equipment basis	57a	2,135,005				
b	Less accumulated depreciation (attach schedule) . . . . .	57b	880,356	1,566,447	57c	1,254,649	
58	Other assets, including program-related investments (describe <input type="checkbox"/> _____ )		964,937	58	3,866,913		
59	<b>Total assets</b> (must equal line 74) Add lines 45 through 58 . . . .		28,059,932	59	32,250,379		
Liabilities	60	Accounts payable and accrued expenses . . . . .		2,486,777	60	3,362,273	
	61	Grants payable . . . . .		3,663,060	61	1,894,712	
	62	Deferred revenue . . . . .		3,292,804	62	3,404,678	
	63	Loans from officers, directors, trustees, and key employees (attach schedule) . . . . .			63		
	64a	Tax-exempt bond liabilities (attach schedule) . . . . .			64a		
	b	Mortgages and other notes payable (attach schedule) . . . . .			64b		
	65	Other liabilities (describe <input type="checkbox"/> _____ )		1,330,599	65	1,363,800	
	66	<b>Total liabilities</b> Add lines 60 through 65 . . . . .		10,773,240	66	10,025,463	
Net Assets or Fund Balances	<b>Organizations that follow SFAS 117, check here <input checked="" type="checkbox"/> and complete lines 67 through 69 and lines 73 and 74</b>						
	67	Unrestricted . . . . .		2,212,900	67	1,847,508	
	68	Temporarily restricted . . . . .		4,353,719	68	10,378,663	
	69	Permanently restricted . . . . .		10,720,073	69	9,998,745	
	<b>Organizations that do not follow SFAS 117, check here <input type="checkbox"/> and complete lines 70 through 74</b>						
	70	Capital stock, trust principal, or current funds . . . . .			70		
	71	Paid-in or capital surplus, or land, building, and equipment fund . . . .			71		
	72	Retained earnings, endowment, accumulated income, or other funds . .			72		
	73	<b>Total net assets or fund balances</b> Add lines 67 through 69 <b>or</b> lines 70 through 72 (Column (A) <b>must</b> equal line 19 and column (B) <b>must</b> equal line 21) . . . . .		17,286,692	73	22,224,916	
	74	<b>Total liabilities and net assets / fund balances</b> Add lines 66 and 73 . .		28,059,932	74	32,250,379	

Part IV-A

Reconciliation of Revenue per Audited Financial Statements With Revenue per Return (See the instructions.)

a	Total revenue, gains, and other support per audited financial statements . . . . .	a	27,397,256
b	Amounts included on line a but not on Part I, line 12		
1	Net unrealized gains on investments . . . . .	b1	
2	Donated services and use of facilities . . . . .	b2	
3	Recoveries of prior year grants . . . . .	b3	
4	Other (specify) _____	b4	
	Add lines b1 through b4 . . . . .	b	
c	Subtract line b from line a . . . . .	c	27,397,256
d	Amounts included on Part I, line 12, but not on line a		
1	Investment expenses not included on Part I, line 6b . . . . .	d1	
2	Other (specify) _____	d2	
	Add lines d1 and d2 . . . . .	d	
e	Total revenue (Part I, line 12) Add lines c and d . . . . .	e	27,397,256

Part IV-B

Reconciliation of Expenses per Audited Financial Statements With Expenses per Return

a	Total expenses and losses per audited financial statements . . . . .	a	24,372,461
b	Amounts included on line a but not on Part I, line 17		
1	Donated services and use of facilities . . . . .	b1	
2	Prior year adjustments reported on Part I, line 20 . . . . .	b2	
3	Losses reported on Part I, line 20 . . . . .	b3	
4	Other (specify) _____	b4	
	Add lines b1 through b4 . . . . .	b	
c	Subtract line b from line a . . . . .	c	24,372,461
d	Amounts included on Part I, line 17, but not on line a:		
1	Investment expenses not included on Part I, line 6b . . . . .	d1	
2	Other (specify) _____	d2	
	Add lines d1 and d2 . . . . .	d	
e	Total expenses (Part I, line 17) Add lines c and d . . . . .	e	24,372,461

Part V-A Current Officers, Directors, Trustees, and Key Employees (List each person who was an officer, director, trustee, or key employee at any time during the year even if they were not compensated.) (See the instructions.)				
(A) Name and address	(B) Title and average hours per week devoted to position	(C) Compensation (If not paid, enter -0-.)	(D) Contributions to employee benefit plans & deferred compensation plans	(E) Expense account and other allowances
JAMES P SARGEN 3421 EMPRESA SUITE D SAN LUIS OBISPO, CA 93401	CHAIR 0 00	0	0	0
PATRICIA SULLIVAN 425 MARKET STREET 19TH FLOOR SAN FRANCISCO, CA 94105	VICE CHAIR 0 00	0	0	0
JANICE A DEHESH 2683 VIA DE LA VALLE G 604 DEL MAR, CA 62014	SECRETARYTREASURER 0 00	0	0	0
MARIO CAMARA 2049 CENTURY PARK EAST SUITE 2800 LOS ANGELES, CA 90067	DIRECTOR 0 00	0	0	0
GEORGE CAPLAN 1925 century park east suite 500 loS ANGELES, CA 90067	DIRECTOR 0 00	0	0	0
laRRY TOY 1102 Q STREET THIRD FLOOR saCRAMENTO, CA 95814	CEOPRESIDENT 40 00	181,500	23,493	0
Laura Wright 1102 Q STREET THIRD FLOOR SACRAMENTO, CA 95814	CFOFINANCE 40 00	121,538	15,732	0
NICHOLAS Rosso 1102 Q STREET THIRD FLOOR SACRAMENTO, CA 95814	SECRETARY 40 00	107,856	13,961	0

Part V-A		Current Officers, Directors, Trustees, and Key Employees <i>(continued)</i>		Yes	No
75a	Enter the total number of officers, directors, and trustees permitted to vote on organization business at board meetings . . . . .	5			
b	Are any officers, directors, trustees, or key employees listed in Form 990, Part V-A, or highest compensated employees listed in Schedule A, Part I, or highest compensated professional and other independent contractors listed in Schedule A, Part II-A or II-B, related to each other through family or business relationships? If "Yes," attach a statement that identifies the individuals and explains the relationship(s) .	75b			No
c	Do any officers, directors, trustees, or key employees listed in Form 990, Part V-A, or highest compensated employees listed in Schedule A, Part I, or highest compensated professional and other independent contractors listed in Schedule A, Part II-A or II-B, receive compensation from any other organizations, whether tax exempt or taxable, that are related to the organization? See the instructions for the definition of "related organization" . . . . . If "Yes," attach a statement that includes the information described in the instructions	75c			No
d	Does the organization have a written conflict of interest policy? . . . . .	75d			No

Part V-B

Former Officers, Directors, Trustees, and Key Employees That Received Compensation or Other Benefits (If any former officer, director, trustee, or key employee received compensation or other benefits (described below) during the year, list that person below and enter the amount of compensation or other benefits in the appropriate column. See the instructions.)

(A) Name and address	(B) Loans and Advances	(C) Compensation (If not paid enter -0- )	(D) Contributions to employee benefit plans and deferred compensation plans	(E) Expense account and other allowances

Part VI		Other Information <i>(See the instructions.)</i>		Yes	No
76	Did the organization make a change in its activities or methods of conducting activities? If "Yes," attach a detailed statement of each change . . . . .	76			No
77	Were any changes made in the organizing or governing documents but not reported to the IRS? . . . . If "Yes," attach a conformed copy of the changes	77			No
78a	Did the organization have unrelated business gross income of \$1,000 or more during the year covered by this return? . . . .	78a	Yes		
b	If "Yes," has it filed a tax return on <b>Form 990-T</b> for this year? . . . . .	78b	Yes		
79	Was there a liquidation, dissolution, termination, or substantial contraction during the year? If "Yes," attach a statement . . . . .	79			No
80a	Is the organization related (other than by association with a statewide or nationwide organization) through common membership, governing bodies, trustees, officers, etc , to any other exempt or nonexempt organization? . . . . .	80a			No
b	If "Yes," enter the name of the organization ► _____ _____and check whether it is <input type="checkbox"/> exempt <b>or</b> <input type="checkbox"/> nonexempt				
81a	Enter direct or indirect political expenditures (See line 81 instructions ) . . . . <b>81a</b> _____	81b			No
b	Did the organization file <b>Form 1120-POL</b> for this year? . . . . .				

Part VI

Other Information (continued)

Yes

No

82a

Did the organization receive donated services or the use of materials, equipment, or facilities at no charge or at substantially less than fair rental value?

82a

No

b

If "Yes," you may indicate the value of these items here. Do not include this amount as revenue in Part I or as an expense in Part II. (See instructions in Part III.)

82b

83a

Did the organization comply with the public inspection requirements for returns and exemption applications?

83a

Yes

b

Did the organization comply with the disclosure requirements relating to quid pro quo contributions?

83b

Yes

84a

Did the organization solicit any contributions or gifts that were not tax deductible?

84a

No

b

If "Yes," did the organization include with every solicitation an express statement that such contributions or gifts were not tax deductible?

84b

85

501(c)(4), (5), or (6) organizations. a Were substantially all dues nondeductible by members?

85a

b

Did the organization make only in-house lobbying expenditures of \$2,000 or less?

85b

If "Yes," was answered to either 85a or 85b, do not complete 85c through 85h below unless the organization received a waiver for proxy tax owed the prior year.

c

Dues assessments, and similar amounts from members

85c

d

Section 162(e) lobbying and political expenditures

85d

e

Aggregate nondeductible amount of section 6033(e)(1)(A) dues notices

85e

f

Taxable amount of lobbying and political expenditures (line 85d less 85e)

85f

g

Does the organization elect to pay the section 6033(e) tax on the amount on line 85f?

85g

h

If section 6033(e)(1)(A) dues notices were sent, does the organization agree to add the amount on line 85f to its reasonable estimate of dues allocable to nondeductible lobbying and political expenditures for the following tax year?

85h

86

501(c)(7) orgs. Enter a Initiation fees and capital contributions included on line 12

86a

b

Gross receipts, included on line 12, for public use of club facilities

86b

87

501(c)(12) orgs. Enter a Gross income from members or shareholders

87a

b

Gross income from other sources. (Do not net amounts due or paid to other sources against amounts due or received from them.)

87b

88a

At any time during the year, did the organization own a 50% or greater interest in a taxable corporation or partnership, or an entity disregarded as separate from the organization under Regulations sections 301.7701-2 and 301.7701-3? If "Yes," complete Part IX.

88a

No

b

At any time during the year, did the organization directly or indirectly own a controlled entity within the meaning of section 512(b)(13)? If yes, complete Part XI.

88b

No

89a

501(c)(3) organizations. Enter: Amount of tax imposed on the organization during the year under section 4911 0, section 4912 0, section 4955 0.

b

501(c)(3) and 501(c)(4) orgs. Did the organization engage in any section 4958 excess benefit transaction during the year or did it become aware of an excess benefit transaction from a prior year? If "Yes," attach a statement explaining each transaction.

89b

No

c

Enter: Amount of tax imposed on the organization managers or disqualified persons during the year under sections 4912, 4955, and 4958 0.

d

Enter: Amount of tax on line 89c, above, reimbursed by the organization.

e

All organizations. At any time during the tax year was the organization a party to a prohibited tax shelter transaction?

89e

No

f

All organizations. Did the organization acquire direct or indirect interest in any applicable insurance contract?

89f

No

g

For supporting organizations and sponsoring organizations maintaining donor advised funds. Did the supporting organization, or a fund maintained by a sponsoring organization, have excess business holdings at any time during the year?

89g

90a

List the states with which a copy of this return is filed: CA

b

Number of employees employed in the pay period that includes March 12, 2006 (See instructions.)

90b

278

91a

The books are in care of: DENISE HOWELL Telephone no: (916) 325-1852

1102 Q STREET

Located at: SACRAMENTO, CA ZIP + 4: 95814

b

At any time during the calendar year, did the organization have an interest in or a signature or other authority over a financial account in a foreign country (such as a bank account, securities account, or other financial account)?

91b

No

If "Yes," enter the name of the foreign country:

See the instructions for exceptions and filing requirements for Form TD F 90-22.1, Report of Foreign Bank and Financial Accounts.

<b>Part VI</b> Other Information <i>(continued)</i>		Yes	No
<b>c</b> At any time during the calendar year, did the organization maintain an office outside of the United States?		<b>91c</b>	No
If "Yes," enter the name of the foreign country <b>▶</b> _____			
<b>92</b> Section 4947(a)(1) nonexempt charitable trusts filing Form 990 in lieu of <b>Form 1041</b> —Check here . . . . . <b>▶</b>		<input type="checkbox"/>	
and enter the amount of tax-exempt interest received or accrued during the tax year . . . . <b>▶</b>		<b>92</b>	

**Part VII Analysis of Income-Producing Activities (See the instructions.)**

<b>Note:</b> Enter gross amounts unless otherwise indicated.	Unrelated business income		Excluded by section 512, 513, or 514		(E) Related or exempt function income
	(A) Business code	(B) Amount	(C) Exclusion code	(D) Amount	
<b>93</b> Program service revenue					
<b>a</b> See Additional Data Table					
<b>b</b> _____					
<b>c</b> _____					
<b>d</b> _____					
<b>e</b> _____					
<b>f</b> Medicare/Medicaid payments . . . . .					
<b>g</b> Fees and contracts from government agencies					
<b>94</b> Membership dues and assessments . . . .					
<b>95</b> Interest on savings and temporary cash investments			14	195,657	
<b>96</b> Dividends and interest from securities . . . .			14	673,081	
<b>97</b> Net rental income or (loss) from real estate					
<b>a</b> debt-financed property . . . . .					
<b>b</b> non debt-financed property . . . . .					
<b>98</b> Net rental income or (loss) from personal property					
<b>99</b> Other investment income . . . . .			18	1,198,639	
<b>100</b> Gain or (loss) from sales of assets other than inventory					
<b>101</b> Net income or (loss) from special events . . .					
<b>102</b> Gross profit or (loss) from sales of inventory					
<b>103</b> Other revenue <b>a</b> <u>NURSING RESOURCE CENTER REVENUE</u>	518210	121,900			
<b>b</b> _____					
<b>c</b> _____					
<b>d</b> _____					
<b>e</b> _____					
<b>104</b> Subtotal (add columns (B), (D), and (E)) . . . .		121,900		2,067,377	15,081,338
<b>105</b> <b>Total</b> (add line 104, columns (B), (D), and (E)) . . . . . <b>▶</b>					17,270,615

**Note:** Line 105 plus line 1e, Part I, should equal the amount on line 12, Part I.

**Part VIII Relationship of Activities to the Accomplishment of Exempt Purposes (See the instructions.)**

<b>Line No.</b> <b>▼</b>	Explain how each activity for which income is reported in column (E) of Part VII contributed importantly to the accomplishment of the organization's exempt purposes (other than by providing funds for such purposes)
93A	PROVIDES STUDENT ASSISTANTS TO STATE AGENCIES, ALLOWING STUDENTS TO GAIN VALUABLE WORK EXPERIENCE
93E	THE PURCHASING POWER OF THE COMMUNITY COLLEGE SYSTEM IS USED TO PURCHASE LEARNING TECHNOLOGY
93D	FACILITATES SELECTION OF APPROPRIATE AND COST EFFECTIVE ERP SYSTEMS FOR COMMUNITY COLLEGE DISTRICTS
93B	GRANTS AWARDED TO CARRYOUT SERVICES FOR GRANTOR BENEFITING THE CA COMMUNITY COLLEGE SYSTEM AS A WHOLE

**Part IX Information Regarding Taxable Subsidiaries and Disregarded Entities (See the instructions.)**

(A) Name, address, and EIN of corporation, partnership, or disregarded entity	(B) Percentage of ownership interest	(C) Nature of activities	(D) Total income	(E) End-of-year assets
	%			
	%			
	%			
	%			

**Part X Information Regarding Transfers Associated with Personal Benefit Contracts (See the instructions.)**

<b>(a)</b> Did the organization, during the year, receive any funds, directly or indirectly, to pay premiums on a personal benefit contract? . . . . .	<input type="checkbox"/> Yes <input checked="" type="checkbox"/> No
<b>(b)</b> Did the organization, during the year, pay premiums, directly or indirectly, on a personal benefit contract? . . . . .	<input type="checkbox"/> Yes <input checked="" type="checkbox"/> No
<b>NOTE:</b> If "Yes" to <b>(b)</b> , file Form 8870 <b>and</b> Form 4720 (see instructions).	



Part XI

Information Regarding Transfers To and From Controlled Entities

Complete only if the organization is a controlling organization as defined in section 512(b)(13)

106	Did the reporting organization <b>make</b> any transfers <b>to</b> a controlled entity as defined in section 512(b)(13) of the Code? If "Yes," complete the schedule below for each controlled entity	Yes	No

	(A) Name and address of each controlled entity	(B) Employer Identification Number	(C) Description of transfer	(D) Amount of transfer
Totals				

107	Did the reporting organization <b>receive</b> any transfers <b>from</b> a controlled entity as defined in section 512(b)(13) of the Code? If "Yes," complete the schedule below for each controlled entity	Yes	No

	(A) Name and address of each controlled entity	(B) Employer Identification Number	(C) Description of transfer	(D) Amount of transfer
Totals				

108	Did the organization have a binding written contract in effect on August 17, 2006 covering the interests, rents, royalties and annuities described in question 107 above?	Yes	No

Please Sign Here

Under penalties of perjury, I declare that I have examined this return, including accompanying schedules and statements, and to the best of my knowledge and belief, it is true, correct, and complete. Declaration of preparer (other than officer) is based on all information of which preparer has any knowledge.

\*\*\*\*\*

Signature of officer

2008-05-14

Date

DENISE HOWELL CFO

Type or print name and title

Paid Preparer's Use Only	Preparer's signature	Date	Check if self-employed <input checked="" type="checkbox"/>	Preparer's SSN or PTIN (See Gen. Inst. W)
	Firm's name (or yours if self-employed), address, and ZIP + 4 CAMPBELL TAYLOR & COMPANY 3741 DOUGLAS BLVD SUITE 350 ROSEVILLE, CA 95661			EIN
				Phone no. (916) 929-3680

SCHEDULE A  
(Form 990 or 990EZ)

Department of the Treasury  
Internal Revenue Service

Organization Exempt Under Section 501(c)(3)  
(Except Private Foundation) and Section 501(e), 501(f), 501(k),  
501(n), or 4947(a)(1) Nonexempt Charitable Trust  
Supplementary Information—(See separate instructions.)

OMB No 1545-0047

2006

MUST be completed by the above organizations and attached to their Form 990 or 990-EZ

Name of the organization  
FOUNDATION FOR CALIFORNIA COMMUNITY COLLEGES  
COLLEGES

Employer identification number  
68-0412350

Part I

Compensation of the Five Highest Paid Employees Other Than Officers, Directors, and Trustees  
(See page 2 of the instructions. List each one. If there are none, enter "None.")

(a) Name and address of each employee paid more than \$50,000	(b) Title and average hours per week devoted to position	(c) Compensation	(d) Contributions to employee benefit plans & deferred compensation	(e) Expense account and other allowances
thompson jeffry	VP Programs 40 00	147,000	19,028	0
1102 q street third floor sacramento, CA 95814				
stover cynthia	Director Technology 40 00	98,506	12,083	0
1102 q street third floor sacramento, CA 95814				
Connolly Edward	PROGRAM DIRECTOR 40 00	125,497	16,244	0
1102 Q STREET THIRD FLOOR SACRAMENTO, CA 95814				
arnston leona joyce	Cur Staff 40 00	96,498	12,491	0
1102 q street third floor sacramento, CA 95814				
WEBER HAROLD	CBO 40 00	110,776	14,339	0
1102 Q STREET THIRD FLOOR SACRAMENTO, CA 95814				
Total number of other employees paid over \$50,000	51			

Part II-A

Compensation of the Five Highest Paid Independent Contractors for Professional Services  
(See page 2 of the instructions. List each one (whether individuals or firms). If there are none, enter "None.")

(a) Name and address of each independent contractor paid more than \$50,000	(b) Type of service	(c) Compensation
CA INSTITUTE OF NURSING AND HEALTH	ccps consultant	237,102
715 hearst ave suite 203 berkeley, CA 94710		
WAXMAN ASSOCIATES	moore consultant-HEALTH CARE PROGRAM	165,557
3432 bermuda court san ramon, CA 94582		
CARLSEN THOMAS LLP	LEGAL - HR consultant	134,496
1006 4th st suite 245 sacramento, CA 95814		
COASTLINE TECHNOLOGY CONSULTING	arb enforcement - consultant	70,176
1911 douglas blvd 85-400 roseville, CA 95661		
GRUBER PEREIRA ASSOCIATES	Haas consultant-CAREER LADDERS PROGRAM	70,000
2625 polk street san francisco, CA 94109		
Total number of others receiving over \$50,000 for professional services		

Part II-B

Compensation of the Five Highest Paid Independent Contractors for Other Services  
(List each contractor who performed services other than professional services, whether individuals or firms. If there are none, enter "None". See page 2 for instructions.)

(a) Name and address of each independent contractor paid more than \$50,000	(b) Type of service	(c) Compensation
None		
Total number of other contractors receiving over \$50,000 for other services		

Part III Statements About Activities (See page 2 of the instructions.)

Yes No

1	During the year, has the organization attempted to influence national, state, or local legislation, include any attempt to influence public opinion on a legislative matter or referendum? If "Yes," enter the total expenses paid or incurred in connection with the lobbying activities ►\$ _____(Must equal amounts on line 38, Part VI-A, or line 1 of Part VI-B )	1		No
2	During the year, has the organization, either directly or indirectly, engaged in any of the following acts with any substantial contributors, trustees, directors, officers, creators, key employees, or members of their families, or with any taxable organization with which any such person is affiliated as an officer, director, trustee, majority owner, or principal beneficiary? (If the answer to any question is "Yes," attach a detailed statement explaining the transactions.)			
a	Sale, exchange, or leasing property?	2a		No
b	Lending of money or other extension of credit?	2b		No
c	Furnishing of goods, services, or facilities?	2c		No
d	Payment of compensation (or payment or reimbursement of expenses if more than \$1,000)?	2d	Yes	
e	Transfer of any part of its income or assets?	2e		No
3a	Did the organization make grants for scholarships, fellowships, student loans, etc ? (If "Yes," attach an explanation of how the organization determines that recipients qualify to receive payments )	3a		No
b	Did the organization have a section 403(b) annuity plan for its employees?	3b		No
c	Did the organization receive or hold an easement for conservation purposes, including easements to preserve open space, the environment , historic land areas or structures? If "Yes" attach a detailed statement	3c		No
d	Did the organization provide credit counseling, debt management, credit repair, or debt negotiation services?	3d		No
4a	Did the organization maintain any donor advised funds? If "Yes," complete lines 4b through 4g If "No," complete lines 4f and 4g	4a		No
b	Did the organization make any taxable distributions under section 4966?	4b		
c	Did the organization make a distribution to a donor, donor advisor, or related person?	4c		
d	Enter the total number of donor advised funds owned at the end of the tax year			
e	Enter the aggregate value of assets held in all donor advised funds owned at the end of the tax year			
f	Enter the total number of separate funds or accounts owned at the end of the tax year (excluding donor advised funds included on line 4d) where donors have the right to provide advice on the distribution or investment of amounts in such funds or accounts		0	
g	Enter the aggregate value of assets held in all funds or accounts included on line 4f at the end of the tax year		0	

Part IV

Reason for Non-Private Foundation Status (See pages 4 through 7 of the instructions.)

I certify that the organization is not a private foundation because it is (Please check only **ONE** applicable box )

- 5

☐

A church, convention of churches, or association of churches Section 170(b)(1)(A)(i)
- 6

☐

A school Section 170(b)(1)(A)(ii) (Also complete Part V )
- 7

☐

A hospital or a cooperative hospital service organization Section 170(b)(1)(A)(iii)
- 8

☐

A federal, state, or local government or governmental unit Section 170(b)(1)(A)(v)
- 9

☐

A medical research organization operated in conjunction with a hospital Section 170(b)(1)(A)(iii) Enter the hospital's name, city, and state ▶
- 10

☐

An organization operated for the benefit of a college or university owned or operated by a governmental unit Section 170(b)(1)(A)(iv) (Also complete the **Support Schedule** in Part IV-A)
- 11a

☐

An organization that normally receives a substantial part of its support from a governmental unit or from the general public Section 170(b)(1)(A)(vi) (Also complete the **Support Schedule** in Part IV-A)
- 11b

☐

A community trust Section 170(b)(1)(A)(vi) (Also complete the **Support Schedule** in Part IV-A)
- 12

☐

An organization that normally receives **(1) more than 331/3%** of its support from contributions, membership fees, and gross receipts from activities related to its charitable, etc , functions—subject to certain exceptions, and **(2) no more than 331/3%** of its support from gross investment income and unrelated business taxable income (less section 511 tax) from businesses acquired by the organization after June 30, 1975 See section 509(a)(2) (Also complete the **Support Schedule** in Part IV-A )
- 13

☒

An organization that is not controlled by any disqualified persons (other than foundation managers) and otherwise meets the requirements of section 509(a)(3) Check the box that describes the type of supporting organization
- ☒ Type I

☐ Type II

☐ Type III - Functionally Integrated

☐ Type III - Other

Provide the following information about the supported organizations. (see page 7 of the instructions.)					
(a) Name(s) of supported organization(s)	(b) Employer identification number	(c) Type of organization (described in lines 5 through 12 above or IRC section)	(d) Is the supported organization listed in the supporting organization's governing documents?		(e) Amount of support?
			Yes	No	
CALIFORNIA COMMUNITY COLLEGES	111111111	10		X	22359747
Total ▶					22,359,747

- 14
- ☐
- An organization organized and operated to test for public safety Section 509(a)(4) (See page 7 of the instructions )

Part IV-A Support Schedule

(Complete only if you checked a box on line 10, 11, or 12 ) Use cash method of accounting.

Note: You may use the worksheet in the instructions for converting from the accrual to the cash method of accounting.


Calendar year (or fiscal year beginning in)	(a) 2005	(b) 2004	(c) 2003	(d) 2002	(e) Total
15 Gifts, grants, and contributions received (Do not include unusual grants See line 28 )					
16 Membership fees received					
17 Gross receipts from admissions, merchandise sold or services performed, or furnishing of facilities in any activity that is related to the organization's charitable, etc , purpose					
18 Gross income from interest, dividends, amounts received from payments on securities loans (section 512(a)(5)), rents, royalties, and unrelated business taxable income (less section 511 taxes) from businesses acquired by the organization after June 30, 1975					
19 Net income from unrelated business activities not included in line 18					
20 Tax revenues levied for the organization's benefit and either paid to it or expended on its behalf					
21 The value of services or facilities furnished to the organization by a governmental unit without charge Do not include the value of services or facilities generally furnished to the public without charge					
22 Other income Attach a schedule Do not include gain or (loss) from sale of capital assets					
23 Total of lines 15 through 22					
24 Line 23 minus line 17					
25 Enter 1% of line 23					
26 Organizations described on lines 10 or 11:	a Enter 2% of amount in column (e), line 24			26a	
b Prepare a list for your records to show the name of and amount contributed by each person (other than a governmental unit or publicly supported organization) whose total gifts for 2002 through 2005 exceeded the amount shown in line 26a Do not file this list with your return. Enter the total of all these excess amounts				26b	0
c Total support for section 509(a)(1) test Enter line 24, column (e)				26c	
d Add Amounts from column (e) for lines 18 19 22 26b				26d	
e Public support (line 26c minus line 26d total)				26e	
f Public support percentage (line 26e (numerator) divided by line 26c (denominator))				26f	
27 Organizations described on line 12:	a For amounts included in lines 15, 16, and 17 that were received from a "disqualified person," prepare a list for your records to show the name of, and total amounts received in each year from, each "disqualified person " Do not file this list with your return. Enter the sum of such amounts for each year (2005) (2004) (2003) (2002)				
b For any amount included in line 17 that was received from each person (other than "disqualified persons"), prepare a list for your records to show the name of, and amount received for each year, that was more than the larger of (1) the amount on line 25 for the year or (2) \$5,000 (Include in the list organizations described in lines 5 through 11b, as well as individuals ) Do not file this list with your return. After computing the difference between the amount received and the larger amount described in (1) or (2), enter the sum of these differences (the excess amounts) for each year (2005) (2004) (2003) (2002)					
c Add Amounts from column (e) for lines 15 16 17 20 21				27c	
d Add Line 27a total and line 27b total				27d	
e Public support (line 27c total minus line 27d total)				27e	
f Total support for section 509(a)(2) test Enter amount from line 23, column (e)	27f				
g Public support percentage (line 27e (numerator) divided by line 27f (denominator))				27g	
h Investment income percentage (line 18, column (e) (numerator) divided by line 27f (denominator))				27h	
28 Unusual Grants: For an organization described in line 10, 11, or 12 that received any unusual grants during 2002 through 2005, prepare a list for your records to show, for each year, the name of the contributor, the date and amount of the grant, and a brief description of the nature of the grant Do not file this list with your return. Do not include these grants in line 15					


Part V Private School Questionnaire (See page 7 of the instructions.)

(To be completed ONLY by schools that checked the box on line 6 in Part IV)

29	Does the organization have a racially nondiscriminatory policy toward students by statement in its charter, bylaws, other governing instrument, or in a resolution of its governing body?		Yes	No
29				
30	Does the organization include a statement of its racially nondiscriminatory policy toward students in all its brochures, catalogues, and other written communications with the public dealing with student admissions, programs, and scholarships?			
30				
31	Has the organization publicized its racially nondiscriminatory policy through newspaper or broadcast media during the period of solicitation for students, or during the registration period if it has no solicitation program, in a way that makes the policy known to all parts of the general community it serves? If "Yes," please describe, if "No," please explain (If you need more space, attach a separate statement )			
31				
31				
31				
32	Does the organization maintain the following			
a	Records indicating the racial composition of the student body, faculty, and administrative staff?	32a		
b	Records documenting that scholarships and other financial assistance are awarded on racially nondiscriminatory basis?	32b		
c	Copies of all catalogues, brochures, announcements, and other written communications to the public dealing with student admissions, programs, and scholarships?	32c		
d	Copies of all material used by the organization or on its behalf to solicit contributions?	32d		
	If you answered "No" to any of the above, please explain (If you need more space, attach a separate statement )			
33	Does the organization discriminate by race in any way with respect to			
a	Students' rights or privileges?	33a		
b	Admissions policies?	33b		
c	Employment of faculty or administrative staff?	33c		
d	Scholarships or other financial assistance?	33d		
e	Educational policies?	33e		
f	Use of facilities?	33f		
g	Athletic programs?	33g		
h	Other extracurricular activities?	33h		
	If you answered "Yes" to any of the above, please explain (If you need more space, attach a separate statement )			
34a	Does the organization receive any financial aid or assistance from a governmental agency?	34a		
b	Has the organization's right to such aid ever been revoked or suspended? If you answered "Yes" to either 34a or b, please explain using an attached statement	34b		
35	Does the organization certify that it has complied with the applicable requirements of sections 4 01 through 4 05 of Rev Proc 75-50, 1975-2 C B 587, covering racial nondiscrimination? If "No," attach an explanation	35		


Part VI-A Lobbying Expenditures by Electing Public Charities (See page 10 of the instructions.)  
(To be completed ONLY by an eligible organization that filed Form 5768)

Check  a ☐ if the organization belongs to an affiliated group

Check  b ☐ if you checked "a" and "limited control" provisions apply

Limits on Lobbying Expenditures		(a) Affiliated group totals	(b) To be completed for all electing organizations
(The term "expenditures" means amounts paid or incurred )			
36	Total lobbying expenditures to influence public opinion (grassroots lobbying)	36	
37	Total lobbying expenditures to influence a legislative body (direct lobbying)	37	
38	Total lobbying expenditures (add lines 36 and 37)	38	
39	Other exempt purpose expenditures	39	
40	Total exempt purpose expenditures (add lines 38 and 39)	40	
41	Lobbying nontaxable amount Enter the amount from the following table— <div><div>If the amount on line 40 is—</div><div>The lobbying nontaxable amount is—</div><div>Not over \$500,00020% of the amount on line 40</div><div>Over \$500,000 but not over \$1,000,000\$100,000 plus 15% of the excess over \$500,000</div><div>Over \$1,000,000 but not over \$1,500,000\$175,000 plus 10% of the excess over \$1,000,000</div><div>Over \$1,500,000 but not over \$17,000,000\$225,000 plus 5% of the excess over \$1,500,000</div><div>Over \$17,000,000\$1,000,000</div></div>	41	
42	Grassroots nontaxable amount (enter 25% of line 41)	42	
43	Subtract line 42 from line 36 Enter -0- if line 42 is more than line 36	43	
44	Subtract line 41 from line 38 Enter -0- if line 41 is more than line 38	44	
Caution: If there is an amount on either line 43 or line 44, you must file Form 4720.			

4-Year Averaging Period Under Section 501(h)  
(Some organizations that made a section 501(h) election do not have to complete all of the five columns below  
See the instructions for lines 45 through 50 on page 13 of the instructions )

	Lobbying Expenditures During 4-Year Averaging Period				
Calendar year (or fiscal year beginning in) 	(a) 2006	(b) 2005	(c) 2004	(d) 2003	(e) Total
45 Lobbying nontaxable amount					
46 Lobbying ceiling amount (150% of line 45(e))					
47 Total lobbying expenditures					
48 Grassroots nontaxable amount					
49 Grassroots ceiling amount (150% of line 48(e))					
50 Grassroots lobbying expenditures					

Part VI-B Lobbying Activity by Nonelecting Public Charities  
(For reporting only by organizations that did not complete Part VI-A) (See page 13 of the instructions.)

During the year, did the organization attempt to influence national, state or local legislation, including any attempt to influence public opinion on a legislative matter or referendum, through the use of	Yes	No	Amount
a Volunteers			
b Paid staff or management (Include compensation in expenses reported on lines c through h.)			
c Media advertisements			
d Mailings to members, legislators, or the public			
e Publications, or published or broadcast statements			
f Grants to other organizations for lobbying purposes			
g Direct contact with legislators, their staffs, government officials, or a legislative body			
h Rallies, demonstrations, seminars, conventions, speeches, lectures, or any other means			
i Total lobbying expenditures (Add lines c through h.)			
If "Yes" to any of the above, also attach a statement giving a detailed description of the lobbying activities			

**Exempt Organizations** (See page 13 of the instructions.)

501(c) of the Code (other than section 501(c)(3) organizations) or in section 527, relating to political organizations?

Yes	No
-----	----

- |               |  |     |
|---------------|--|-----|
| <b>51a(i)</b> |  | N o |
| <b>a(ii)</b>  |  | N o |
| <b>b(i)</b>   |  | N o |
| <b>b(ii)</b>  |  | N o |
| <b>b(iii)</b> |  | N o |
| <b>b(iv)</b>  |  | N o |
| <b>b(v)</b>   |  | N o |
| <b>b(vi)</b>  |  | N o |
| <b>c</b>      |  | N o |

<b>c</b>		No
----------	--	----

goods, other assets, or services given by the reporting organization. If the organization received less than fair market value in any transaction or sharing arrangement, show in column (d) the value of the goods, other assets, or services received.

[illegible]

described in section 501(c) of the Code (other than section 501(c)(3)) or in section 527?

7

**Yes**

☒

No

**b** If "Yes," complete the following schedule

[illegible]



Additional Data

Software ID:

Software Version:

EIN: 68-0412350

Name: FOUNDATION FOR CALIFORNIA COMMUNITY COLLEGES COLLEGES

Form 990, Part III - Program Service Accomplishments:

All organizations must describe their exempt purpose achievements in a clear and concise manner. State the number of clients served, publications issued, etc. Discuss achievements that are not measurable. (Section 501(c)(3) and (4) organizations and 4947(a)(1) nonexempt charitable trusts must also enter the amount of grants and allocations to others.)		Program Service Expenses (Required for 501(c)(3) and (4) orgs., and 4947(a)(1) trusts; but optional for others.)
<div><div>a</div><div>The Foundation's Career Pathway program connects California Community College students to state agencies, nonprofit organizations and private sector businesses to provide employment opportunities and strengthen California's workforce. Addressing the projected increase in demand for recruitment as California's workforce enters into retirement at record-breaking levels, the Career Pathway program offers students work experience at competitive salaries while fulfilling the human resource needs of employers throughout the state.</div><div>(Grants and allocations \$ )</div><div>If this amount includes foreign grants, check here <input type="checkbox"/></div></div>		1,869,376
<div><div>b</div><div>The Foundation helps California Community Colleges save millions of dollars each year by establishing agreements with major companies that result in substantial discounts for students and colleges. Negotiating on behalf of the state's 109 colleges and 72 districts, the Foundation is able to obtain reduced software fees, and furniture, equipment and supplies costs.</div><div>(Grants and allocations \$ )</div><div>If this amount includes foreign grants, check here <input type="checkbox"/></div></div>		3,204,884
<div><div>c</div><div>The Foundation has been contracted to operate the California Department of Consumer Affairs - Bureau of Automotive Repair Smog Check Referee Program and Call Center since 2004. Through this program, students gain real world experience working alongside experienced Smog Check Referee staff and dealing directly with local consumers and their vehicles. Community College campuses benefit from the use of modern equipment and receive financial support for space sharing.</div><div>(Grants and allocations \$ )</div><div>If this amount includes foreign grants, check here <input type="checkbox"/></div></div>		6,577,841
<div><div>d</div><div>Several programs have been created to encourage education and training for youth and adults including Temporary Assistance for Needy Families - Child Development Careers training, which supports the education and teacher licensing of CalWORKs recipients, Early Learning and School Readiness AmeriCorps Program that helps prepare low-income children and their families for kindergarten and beyond, Youth Empowerment Strategies for Success - Volunteers in Service to America aims to help current and former foster youth transition successfully into adulthood, and the Early College High School Initiative, which forms partnerships between small high schools and postsecondary institutions to give underrepresented youth the opportunity to earn a high school diploma and at least two years of college credit within five years at no cost.</div><div>(Grants and allocations \$ )</div><div>If this amount includes foreign grants, check here <input type="checkbox"/></div></div>		6,941,471
<div><div>e</div><div>California's Community Colleges are the largest educator of registered nurses in California, graduating nearly 70 percent of the state's newly registered nurses each year. To help mitigate the projected shortage in the state's capacity to educate the number of nurses needed to meet future demands, the Foundation developed the Nursing Resource Center to maximize placement and educational opportunities.</div><div>(Grants and allocations \$ )</div><div>If this amount includes foreign grants, check here <input type="checkbox"/></div></div>		1,537,800
<div><div>f</div><div>In our role as fiscal sponsor, we provide accounting, human resources, and administrative services for sponsored groups. Through supportive leadership and fiscal guidance, we help our sponsored organizations better fulfill their missions.</div><div>(Grants and allocations \$ )</div><div>If this amount includes foreign grants, check here <input type="checkbox"/></div></div>		1,306,667
<div><div>g</div><div>Facilities Utilization, Space Inventory Options Net (FUSION) is the primary software and database used to manage 60 million square feet of California Community College facilities statewide. Using FUSION, colleges complete required annual space inventory updates, track facility conditions and enrollment forecasts, develop and approve capital construction plans, and track funded projects. FUSION has been crucial in passing over \$18 billion in much-needed bond measures.</div><div>(Grants and allocations \$ )</div><div>If this amount includes foreign grants, check here <input type="checkbox"/></div></div>		425,048
<div><div>h</div><div>CCC CHANCELOR'S OFFICE AND CHANCELLOR'S CIRCLE</div><div>(Grants and allocations \$ )</div><div>If this amount includes foreign grants, check here <input type="checkbox"/></div></div>		496,660

Form 990, Part VII, Line 93 - Program service revenue:

Note: Enter gross amounts unless otherwise indicated.	Unrelated business income		Excluded by section 512, 513, or 514		(E) Related or exempt function income
	(A) Business code	(B) Amount	(C) Exclusion code	(D) Amount	
a Fiscal Agent Contract Revenue					3,567,878
b smog PROGRAM revenue					6,830,282
c FACILITIES MGMT PROGRAM FEES					470,947
d PURCHASING PROGRAM REVENUES					3,694,303
e LEARNING PROGRAM REVENUE					500,428
f Other Revenue					17,500

**TY 2006 Cash Grants Paid Schedule**

**Name:** FOUNDATION FOR CALIFORNIA COMMUNITY COLLEGES  
COLLEGES

**EIN:** 68-0412350

<b>Class of Activity</b>	<b>Recipient's name</b>	<b>Address</b>	<b>Amount</b>	<b>Relationship</b>
HAYWARD AWARDS 2007	IRINI VALLERA-RICKERSON	PO BOX 5005 COSTA MESA, CA 926285609	1,250	STUDENT
HAYWARD AWARDS 2007	JOHN KAY	721 CLIFF DR SANTA BARBARA, CA 931092394	1,250	STUDENT
HAYWARD AWARDS 2007	RADICA O PORTELLO	835 COLLEGE AVE KENTFIELD, CA 949042590	1,250	STUDENT
HAYWARD AWARDS 2007	FRANK NIGRO	PO BOX 496006 REDDING, CA 960496006	1,250	STUDENT
DIVERSITY AWARDS 2007	TERESA GUADIANA	915 S MOONEY BLVD VISALIA, CA 93277	500	STUDENT
DIVERSITY AWARDS 2007	DON AJENE WILCOXSON	4800 MAGNOLIA AVE RIVERSIDE, CA 92506	500	STUDENT
LAROCHE AWARDS 2007	AHN TRAN	3000 MISSION COLLEGE BLVD SANTA CLARA, CA 950541897	500	STUDENT
EXEMPLARY AWARD 2007	CITY COLLEGE OF SAN FRANCISCO	50 PHELAN AVE SAN FRANCISCO, CA 94112	4,000	NONE

<b>Class of Activity</b>	<b>Recipient's name</b>	<b>Address</b>	<b>Amount</b>	<b>Relationship</b>
EXEMPLARY AWARD 2007	SANTA ANA COLLEGE	1530 WEST 17TH STREET SANTA ANA, CA 927063398	4,000	NONE
ECHS GRANT	MT SAN ANTONIA COMMUNITY COLLEGE DISTRICT	1100 N GRAND AVENUE WALNUT, CA 91789	112,051	NONE
ECHS GRANT	ANTELOPE VALLEY COLLEGE	3041 WEST AVENUE K LANCASTER, CA 93536	99,000	NONE
ECHS GRANT	SIERRA JOINT COMMUNITY COLLEGE DISTRICT	5000 ROCKLIN ROAD ROCKLIN, CA 95677	150,000	NONE
ECHS GRANT	COASTLINE COMMUNITY COLLEGE DISTRICT	11460 WARNER AVE FOUNTAIN VALLEY, CA 92708	257,000	NONE
ECHS GRANT	RIVERSIDE COMMUNITY COLLEGE DISTRICT	3845 MARKET STREET RIVERSIDE, CA 92501	179,512	NONE
ECHS GRANT	GAVILAN JOINT COMMUNITY COLLEGE DISTRICT	5055 SANTA TERESA BLVD GILROY, CA 95020	132,856	NONE

**TY 2006 Depreciation and Depletion Schedule**

**Name:** FOUNDATION FOR CALIFORNIA COMMUNITY COLLEGES  
COLLEGES  
**EIN:** 68-0412350

Asset	Amount
SEE ATTACHED SCHEDULE	307,905

**TY 2006 General Explanation Attachment**

**Name:** FOUNDATION FOR CALIFORNIA COMMUNITY COLLEGES  
COLLEGES

**EIN:** 68-0412350

Identifier	Return Reference	Explanation
DEPRECIATION SCHEDULE	Form 4562	FOUNDATION FOR COMMUNITY COLLEGES68-0412350Book ID Asset Class ID Place in Ser Depr to Dat e Rem Life Cost Basis LTD Depr Amt Net Book Value YTD Depr AmtFCCC COMPUTERS5 05/01/00 06/ 30/06 00-000 593 00 593 00 0 00 0 00FCCC COMPUTERS5 12/01/01 12/30/06 00-000 3,376 00 3,37 6 00 0 00 282 00FCCC COMPUTERS5 03/30/03 06/30/07 00-183 583 00 524 43 58 57 116 83FCCC CO MPUTERS5 06/06/03 06/30/07 00-183 810 00 728 85 81 15 161 85FCCC COMPUTERS5 06/30/03 06/30 /07 00-183 111,098 00 99,967 93 11,130 07 22,199 33FCCC COMPUTERS5 08/02/03 06/30/07 01-18 3 495 00 346 64 148 36 98 64FCCC COMPUTERS5 08/11/03 06/30/07 01-183 5,315 00 3,719 06 1,5 95 94 1,061 06FCCC COMPUTERS5 10/03/03 06/30/07 01-183 699 00 489 25 209 75 139 45FCCC COM PUTERS5 10/20/03 06/30/07 01-183 1,478 00 1,033 87 444 13 295 27FCCC COMPUTERS5 11/30/03 0 6/30/07 01-183 3,077 00 2,152 83 924 17 614 43FCCC COMPUTERS5 01/22/04 06/30/07 01-183 2,5 61 00 1,791 68 769 32 511 48FCCC COMPUTERS5 01/31/04 06/30/07 01-183 23,155 00 16,201 20 6 ,953 80 4,623 20FCCC COMPUTERS5 02/05/04 06/30/07 01-183 3,370 00 2,357 89 1,012 11 672 89 FCCC COMPUTERS5 02/05/04 06/30/07 01-183 2,725 00 1,906 31 818 69 544 31FCCC COMPUTERS5 03 /17/04 06/30/07 01-183 1,272 00 890 22 381 78 253 82FCCC COMPUTERS3 04/12/04 12/30/06 00-0 00 1,472 00 1,472 00 0 00 245 34FCCC COMPUTERS7 05/25/04 06/30/07 03-183 500 00 249 83 250 17 71 39FCCC COMPUTERS5 08/02/03 06/30/07 01-183 495 00 346 58 148 42 98 68FCCC COMPUTERS 5 08/02/03 06/30/07 01-183 494 00 345 58 148 42 98 68FCCC COMPUTERS5 11/23/03 06/30/07 01- 183 716 00 501 03 214 97 142 93FCCC COMPUTERS5 11/23/03 06/30/07 01-183 715 00 500 03 214 97 142 93FCCC COMPUTERS5 11/30/03 06/30/07 01-183 388 00 271 83 116 17 77 23FCCC COMPUTERS 5 02/28/03 06/30/07 00-183 50,000 00 39,981 75 10,018 25 19,981 75FCCC COMPUTERS3 08/02/04 06/30/07 00-183 550 36 458 47 91 89 183 29FCCC COMPUTERS3 08/09/04 06/30/07 00-183 3,932 55 3,275 93 656 62 1,309 65FCCC COMPUTERS3 08/09/04 06/30/07 00-183 1,743 52 1,452 40 291 12 580 64FCCC COMPUTERS3 08/10/04 06/30/07 00-183 1,421 71 1,184 32 237 39 473 47FCCC COMP UTERS3 09/07/04 06/30/07 00-183 2,149 61 1,790 69 358 92 715 88FCCC COMPUTERS3 11/09/04 06 /30/07 00-183 7,637 75 6,362 47 1,275 28 2,543 59FCCC COMPUTERS3 11/24/04 06/30/07 00-183 1,144 31 953 25 191 06 381 09FCCC COMPUTERS3 11/24/04 06/30/07 00-183 1,523 36 1,269 01 25 4 35 507 32FCCC COMPUTERS3 12/22/04 06/30/07 00-183 3,572 99 2,976 41 596 58 1,189 91FCCC COMPUTERS3 12/29/04 06/30/07 00-183 2,030 42 1,691 40 339 02 676 18FCCC COMPUTERS3 01/04/0 5 06/30/07 00-183 723 11 602 37 120 74 240 81FCCC COMPUTERS3 01/04/05 06/30/07 00-183 723 11 602 37 120 74 240 81FCCC COMPUTERS3 01/21/05 06/30/07 00-183 7,954 00 6,625 91 1,328 09 2,648 91FCCC COMPUTERS3 01/22/05 06/30/07 00-183 1,894 41 1,578 10 316 31 630 89FCCC COMP UTERS3 01/11/05 06/30/07 00-183 654 05 544 84 109 21 217 81FCCC COMPUTERS3 01/28/05 06/30/ 07 00-183 7,503 52 6,250 65 1,252 87 2,498 89FCCC COMPUTERS3 02/16/05 06/30/07 00-183 1,31 5 93 1,096 21 219 72 438 25FCCC COMPUTERS3 02/23/05 06/30/07 00-183 3,113 98 2,594 04 519 94 1,037 05FCCC COMPUTERS3 03/14/05 06/30/07 00-183 2,999 00 2,498 26 500 74 998 75FCCC CO MPUTERS3 04/05/05 06/30/07 00-183 1,086 38 904 99 181 39 361 79FCCC COMPUTERS3 04/05/05 06 /30/07 00-183 1,086 38 904 99 181 39 361 79FCCC COMPUTERS3 04/05/05 06/30/07 00-183 1,086 38 904 99 181 39 361 79FCCC COMPUTERS3 06/14/05 06/30/07 00-183 1,094 38 911 65 182 73 364 46FCCC COMPUTERS3 0 6/14/05 06/30/07 00-183 1,094 38 911 65 182 73 364 46FCCC COMPUTERS3 06/14/05 06/30/07 00- 183 1,094 38 911 65 182 73 364 46FCCC COMPUTERS3 06/14/05 06/30/07 00-183 1,094 38 911 65 182 73 364 46FCCC CO MPUTERS3 06/14/05 06/30/07 00-183 528 86 440 56 88 30 176 12FCCC COMPUTERS3 11/30/04 06/30 /07 00-183 607 06 505 70 101 36 202 17FOUNDATION FOR COMMUNITY COLLEGES68-0412350Book ID A sset Class ID Place in Ser Depr to Date Rem Life Cost Basis LTD Depr Amt Net Book Value YT D Depr AmtFCCC COMPUTERS3 04/21/05 06/30/07 00-183 1,127 83 939 51 188 32 375 60FCCC COMPU TERS3 01/28/05 06/30/07 00-183 1,613 09 1,343 67 269 42 537 37FCCC COMPUTERS3 11/24/04 06/ 30/07 00-183 3,214 19 2,677 52 536 67 1,070 42FCCC COMPUTERS3 08/17/05 06/30/07 01-183 2,5 81 10 1,289 03 1,292 07 859 03FCCC COMPUTERS3 08/17/05 06/30/07 01-183 4,657 04 2,325 87 2 ,331 17 1,549 87FCCC COMPUTERS3 08/17/05 06/30/07 01-183 1,633 03 815 52 817 51 543 52FCCC COMPUTERS3 10/18/05 06/30/07 01-183 1,774 50 886 43 888 07 590 43FCCC COMPUTERS3 01/18/06 06/30/07 01-183 2,810 43 1,403 43 1,407 00 935 43FCCC COMPUTERS3 01/05/06 06/30/07 01-183 1,378 12 688 49 689 63 458 49FCCC COMPUTERS3 01/18/06 06/30/07 01-183 592 44 296 05 296 3 9 197 05FCCC COMPUTERS3 02/22/06 06/30/07 01-183 1,347 33 673 20 674 13 448 20FCCC COMPUTE RS3 02/22/06 06/30/07 01-183 1,347 33 673 20 674 13 448 20FCCC COMPUTE

Identifier	Return Reference	Explanation
DEPRECIATION SCHEDULE	Form 4562	RS5 02/07/06 06/30/07 03-183 39,519 52 11,848 68 27,670 84 7,896 68FCCC COMPUTERS3 02/22/0 6 06/30/07 01-183 1,942 83 970 47 972 36 646 47FCCC COMPUTERS3 02/22/06 06/30/07 01-183 1, 942 83 970 47 972 36 646 47FCCC COMPUTERS5 02/01/06 06/30/07 03-183 33,768 85 10,124 58 23 ,644 27 6,747 58FCCC COMPUTERS3 01/18/06 06/30/07 01-183 550 20 274 98 275 22 182 98FCCC C COMPUTERS3 03/08/06 06/30/07 01-183 3,285 30 1,641 12 1,644 18 1,093 12FCCC COMPUTERS3 03/2 0/06 06/30/07 01-183 1,053 80 526 54 527 26 350 54FCCC COMPUTERS3 03/20/06 06/30/07 01-183 1,204 95 601 92 603 03 400 92FCCC COMPUTERS3 03/20/06 06/30/07 01-183 1,943 19 970 61 972 58 646 61FCCC COMPUTERS3 03/27/06 06/30/07 01-183 1,978 75 988 42 990 33 658 42FCCC COMPU TERS5 04/11/06 06/30/07 03-183 9,496 66 2,847 52 6,649 14 1,897 52FCCC COMPUTERS3 05/05/06 06/30/07 01-183 2,137 76 1,067 53 1,070 23 711 53FCCC COMPUTERS3 05/11/06 06/30/07 01-183 1,938 88 968 29 970 59 645 29FCCC COMPUTERS3 05/11/06 06/30/07 01-183 985 75 492 16 493 5 9 328 16FCCC COMPUTERS3 05/24/06 06/30/07 01-183 1,272 48 635 50 636 98 423 50FCCC COMPUTE RS5 06/01/06 06/30/07 03-183 11,752 33 3,523 37 8,228 96 2,348 37FCCC COMPUTERS3 06/27/06 06/30/07 01-183 2,030 62 1,013 94 1,016 68 675 94FCCC COMPUTERS3 06/27/06 06/30/07 01-183 593 70 296 56 297 14 197 56FCCC COMPUTERS5 05/14/06 06/30/07 03-183 9,441 71 2,830 66 6,61 1 05 1,886 66FCCC COMPUTERS5 05/14/06 06/30/07 03-183 9,441 71 2,830 66 6,611 05 1,886 66F CCC COMPUTERS3 05/17/06 06/30/07 01-183 3,325 07 1,660 61 1,664 46 1,106 61FCCC COMPUTERS3 05/17/06 06/30/07 01-183 3,325 07 1,660 61 1,664 46 1,106 61FCCC COMPUTERS3 05/17/06 06/3 0/07 01-183 832 43 415 92 416 51 276 92FCCC COMPUTERS3 05/17/06 06/30/07 01-183 832 43 415 92 416 51 276 92FCCC COMPUTERS3 05/17/06 06/30/07 01-183 832 43 415 92 416 51 276 92FCCC COMPUTERS3 06/21/06 06/30/07 01-183 1,694 44 846 05 848 39 564 05FCCC COMPUTERS3 06/21/06 06/30/07 01-183 1,694 44 846 05 848 39 564 05FCCC COMPUTERS3 06/21/06 06/30/07 01-183 1,69 4 45 846 05 848 40 564 05FCCC COMPUTERS3 06/21/06 06/30/07 01-183 668 05 333 45 334 60 222 45FCCC COMPUTERS3 06/28/06 06/30/07 01-183 1,303 15 650 75 652 40 433 75FCCC COMPUTERS3 0 6/28/06 06/30/07 01-183 1,303 15 650 75 652 40 433 75FCCC COMPUTERS3 06/28/06 06/30/07 01- 183 1,303 16 650 75 652 41 433 75FCCC COMPUTERS3 01/18/06 06/30/07 01-183 2,842 13 1,419 7 0 1,422 43 945 70FCCC COMPUTERS3 01/18/06 06/30/07 01-183 1,721 52 859 87 861 65 572 87FCC C COMPUTERS3 01/18/06 06/30/07 01-183 9,094 82 4,542 55 4,552 27 3,026 55FCCC COMPUTERS3 0 1/18/06 06/30/07 01-183 2,086 93 1,042 43 1,044 50 694 43FCCC COMPUTERS3 01/24/05 06/30/07 00-183 8,304 00 6,917 47 1,386 53 2,765 47FCCC COMPUTERS3 01/11/05 06/30/07 00-183 654 05 544 84 109 21 217 81FCCC COMPUTERS5 07/08/06 06/30/07 04-183 10,255 64 1,025 56 9,230 08 1,025 56FCCC COMPUTERS3 07/12/06 06/30/07 02-183 2,067 72 344 62 1,723 10 344 62FOUNDATION FOR COMMUNITY COLLEGES68-0412350Book ID Asset Class ID Place in Ser Depr to Date Rem Life Cost Basis LTD Depr Amt Net Book Value YTD Depr AmtFCCC COMPUTERS5 07/18/06 06/30/07 04-1 83 8,431 44 843 14 7,588 30 843 14FCCC COMPUTERS3 07/25/06 06/30/07 02-183 1,685 82 280 97 1,404 85 280 97FCCC COMPUTERS3 07/25/06 06/30/07 02-183 2,431 92 405 32 2,026 60 405 32FC CC COMPUTERS3 07/26/06 06/30/07 02-183 414 22 69 04 345 18 69 04FCCC COMPUTERS3 07/26/06 0 6/30/07 02-183 414 22 69 04 345 18 69 04FCCC COMPUTERS3 07/26/06 06/30/07 02-183 414 22 69 04 345 18 69 04FCCC COMPUTERS3 08/03/06 06/30/07 02-183 3,081 03 513 51 2,567 52 513 51FC CC COMPUTERS5 08/12/06 06/30/07 04-183 1,259 60 125 96 1,133 64 125 96FCCC COMPUTERS5 08/1 4/06 06/30/07 04-183 10,306 29 1,030 63 9,275 66 1,030 63FCCC COMPUTERS3 08/16/06 06/30/07 02-183 1,152 83 192 14 960 69 192 14FCCC COMPUTERS3 08/16/06 06/30/07 02-183 1,152 83 192 14 960 69 192 14FCCC COMPUTERS3 08/16/06 06/30/07 02-183 1,152 72 192 12 960 60 192 12FCCC COMPUTERS3 08/16/0 6 06/30/07 02-183 354 00 59 00 295 00 59 00FCCC COMPUTERS3 08/16/06 06/30/07 02-183 354 00 59 00 295 00 59 00FCCC COMPUTERS3 08/16/06 06/30/07 02-183 354 00 59 00 295 00 59 00FCCC COMPUTERS3 10/20/06 06/3 0/07 02-183 1,696 44 282 74 1,413 70 282 74FCCC COMPUTERS3 06/25/07 06/30/07 02-183 795 65 132 61 663 04 132 61FCCC COMPUTERS3 06/25/07 06/30/07 02-183 2,658 65 443 11 2,215 54 443 11FCCC COMPUTERS3 06/25/07 06/30/07 02-183 2,658 65 443 11 2,215 54 443 11538,744 05 324, 591 09 214,152 96 133,892 82FCCC EQUIPMENT 02/20/04 06/30/07 01-183 2,006 00 1,231 41 774 59 514 98FCCC EQUIPMENT 02/27/04 06/30/07 01-183 1,997 00 1,396 94 600 06 398 94FCCC EQUIP MENT 05/25/04 06/30/07 01-183 500 00 306 94 193 06 128 36FCCC EQUIPMENT 01/01/00 06/30/06 00-000 517 00 474 51 42 49 0 00FCCC EQUIPMENT 03/01/02 12/30/06 00-000 6,000 00 6,000 00 0 00 800 00FCCC EQUIPMENT 08/06/04 06/30/07 02-183 1,056 00 527 64 528 36 211 00FCCC EQUIPM ENT 10/13/04 06/30/07 02-183 12,911 00 6,452 47 6,



Identifier	Return Reference	Explanation
DEPRECIATION SCHEDULE	Form 4562	458 53 2,579 17FCCC EQUIPMENT 10/13/04 06/30/07 02-183 26,061 60 13,024 69 13,036 91 5,206 21FCCC EQUIPMENT 11/09/04 06/30/07 02-183 1,050 56 525 04 525 52 209 87FCCC EQUIPMENT 12/ 06/04 06/30/07 02-183 505 25 252 51 252 74 100 93FCCC EQUIPMENT 03/01/06 06/30/07 03-183 9 38 99 281 60 657 39 187 60FCCC EQUIPMENT 08/14/06 06/30/07 04-183 1,379 51 137 95 1,241 56 137 95FCCC EQUIPMENT 09/05/06 06/30/07 04-183 5,069 65 506 97 4,562 68 506 97FCCC EQUIPME NT 09/08/06 06/30/07 04-183 19,312 80 1,931 28 17,381 52 1,931 28FCCC EQUIPMENT 09/13/06 0 6/30/07 04-183 1,944 01 194 40 1,749 61 194 40FCCC EQUIPMENT 09/25/06 06/30/07 04-183 12,4 57 91 1,245 79 11,212 12 1,245 79FCCC EQUIPMENT 09/14/06 06/30/07 04-183 3,058 55 305 86 2 ,752 69 305 86FCCC EQUIPMENT 09/14/06 06/30/07 04-183 3,713 88 371 39 3,342 49 371 39FCCC EQUIPMENT 02/16/07 06/30/07 04-183 1,304 27 130 43 1,173 84 130 43FCCC EQUIPMENT 07/28/06 06/30/07 04-183 6,886 95 688 70 6,198 25 688 70108,670 93 35,986 52 72,684 41 15,849 83FCC C ERP DATABASE 05/31/04 06/30/07 16-183 200,156 00 35,020 35 165,135 65 10,000 75200,156 0 0 35,020 35 165,135 65 10,000 75FOUNDATION FOR COMMUNITY COLLEGES68-0412350Book ID Asset C lass ID Place in Ser Depr to Date RemLife Cost Basis LTD Depr Amt Net Book Value YTD Depr AmtFCCC FURN/FIXTURES 05/20/04 06/30/07 03-183 1,500 00 749 81 750 19 214 09FCCC FURN/FIXTURES 06/01/98 06/30/06 00-000 26,787 17 26,787 17 0 00 0 00FCCC FURN/FIXTURES 08/01/98 06 /30/06 00-000 40,000 00 40,000 00 0 00 0 00FCCC FURN/FIXTURES 08/22/03 06/30/07 03-183 12, 528 00 6,974 39 5,553 61 1,584 89FCCC FURN/FIXTURES 03/26/04 06/30/07 03-183 4,227 00 2,11 2 95 2,114 05 603 30FCCC FURN/FIXTURES 05/25/04 06/30/07 03-183 600 00 299 93 300 07 85 63 FCCC FURN/FIXTURES 05/20/04 06/30/07 03-183 1,000 00 499 88 500 12 142 73FCCC FURN/FIXTURE S 05/24/04 06/30/07 03-183 2,800 00 1,399 64 1,400 36 399 64FCCC FURN/FIXTURES 05/24/04 06 /30/07 03-183 950 00 474 89 475 11 135 59FCCC FURN/FIXTURES 05/20/04 06/30/07 03-183 1,600 00 799 79 800 21 228 36FCCC FURN/FIXTURES 09/01/98 06/30/06 00-000 10,000 00 10,000 00 0 00 0 00FCCC FURN/FIXTURES 10/25/04 06/30/07 04-183 6,293 55 2,247 07 4,046 48 898 40FCCC F URN/FIXTURES 05/24/04 06/30/07 03-183 950 00 474 89 475 11 135 59FCCC FURN/FIXTURES 04/21/ 05 06/30/07 04-183 2,378 75 849 30 1,529 45 339 57FCCC FURN/FIXTURES 03/01/07 06/30/07 03- 183 11,861 11 1,482 64 10,378 47 1,482 64FCCC FURN/FIXTURES 03/01/07 06/30/07 03-183 2,000 00 250 00 1,750 00 250 00125,475 58 95,402 35 30,073 23 6,500 43FCCC FUSION 03/31/02 06/3 0/07 14-183 137,442 00 36,719 48 100,722 52 6,940 48FCCC FUSION 06/30/02 06/30/07 14-183 1 22,900 00 31,397 25 91,502 75 6,305 17FCCC FUSION 12/31/02 06/30/07 15-183 138,919 00 31,7 95 41 107,123 59 6,905 71FCCC FUSION 02/28/03 06/30/07 15-183 72,574 00 11,229 12 61,344 8 8 3,954 59FCCC FUSION 03/31/03 06/30/07 15-183 77,093 00 11,708 88 65,384 12 4,214 98FCCC FUSION 04/30/03 06/30/07 15-183 79,917 00 17,040 02 62,876 98 4,053 36FCCC FUSION 06/30/03 06/30/07 15-183 3,288 00 870 66 2,417 34 155 83FCCC FUSION 02/29/04 06/30/07 16-183 6,077 00 1,039 52 5,037 48 305 07FCCC FUSION 06/30/04 06/30/07 16-183 91,789 00 14,257 28 77,53 1 72 4,695 38FCCC FUSION 05/25/07 06/30/07 19-183 11,080 00 277 00 10,803 00 277 00741,079 00 156,334 62 584,744 38 37,807 57FCCC SOFTWARE 07/01/03 12/30/06 00-000 554 00 554 00 0 00 277 20FCCC SOFTWARE 11/02/04 06/30/07 00-183 1,138 92 948 75 190 17 379 29FCCC SOFTWARE 05/25/05 06/30/07 00-183 2,223 96 1,852 62 371 34 740 64FCCC SOFTWARE 10/08/04 06/30/07 0 0-183 581 86 484 71 97 15 193 78FCCC SOFTWARE 11/24/04 06/30/07 00-183 599 37 499 29 100 0 8 199 60FCCC SOFTWARE 11/24/04 06/30/07 00-183 644 37 536 78 107 59 214 59FCCC SOFTWARE 07 /01/06 06/30/07 02-183 67,113 34 20,472 84 46,640 50 9,287 28FCCC SOFTWARE 03/28/05 06/30/ 07 00-183 49,256 51 41,032 11 8,224 40 16,403 85FCCC SOFTWARE 07/27/05 06/30/07 01-183 4,7 90 57 2,392 41 2,398 16 1,594 41FCCC SOFTWARE 10/05/05 06/30/07 01-183 1,625 00 811 71 813 29 540 71FCCC SOFTWARE 01/24/06 06/30/07 01-183 2,970 00 1,483 38 1,486 62 988 38FCCC SOF TWARE 07/14/06 06/30/07 02-183 28,257 43 4,692 38 23,565 05 4,692 38FCCC SOFTWARE 11/01/06 06/30/07 02-183 2,004 39 334 07 1,670 32 334 07FCCC SOFTWARE 11/01/06 06/30/07 02-183 8,7 71 40 1,461 90 7,309 50 1,461 90FCCC SOFTWARE 11/01/06 06/30/07 02-183 5,000 00 833 33 4,1 66 67 833 33175,531 12 78,390 28 97,140 84 38,141 41FOUNDATION FOR COMMUNITY COLLEGES68-04 12350Book ID Asset Class ID Place in Ser Depr to Date RemLife Cost Basis LTD Depr Amt Net Book Value YTD Depr AmtFCCC TENANT IMPROVE 07/15/04 06/30/07 00-183 1,077 50 897 59 179 9 1 358 83FCCC TENANT IMPROVE 07/16/04 06/30/07 00-183 3,538 55 2,947 72 590 83 1,178 44FCCC TENANT IMPROVE 07/18/04 06/30/07 00-183 4,822 89 4,017 61 805 28 1,606 16FCCC TENANT IMPR OVE 07/18/04 06/30/07 00-183 5,200 07 4,331 81 868 26 1,731 77FCCC TENANT IMPROVE 07/18/04 06/30/07 00-183 1,526 77 1,271 84 254 93 508 46FCCC TENANT IMPROVE 08/24/04 06/30/07 00-1 83 7,900 00 6,580 93 1,319 07 2,630 93FCCC TENANT

Identifier	Return Reference	Explanation
DEPRECIATION SCHEDULE	Form 4562	IMPROVE 10/13/04 06/30/07 00-183 8,500 00 7,080 75 1,419 25 2,830 75FCCC TENANT IMPROVE 10 /13/04 06/30/07 00-183 27,643 17 23,027 57 4,615 60 9,205 98FCCC TENANT IMPROVE 07/25/04 0 6/30/07 00-183 3,233 61 2,693 69 539 92 1,076 88FCCC TENANT IMPROVE 07/20/04 06/30/07 00-1 83 895 00 745 56 149 44 298 06FCCC TENANT IMPROVE 08/07/04 06/30/07 00-183 3,185 62 2,653 71 531 91 1,060 90FCCC TENANT IMPROVE 08/17/04 06/30/07 00-183 6,185 62 5,152 80 1,032 82 2,059 99FCCC TENANT IMPROVE 08/27/04 06/30/07 00-183 38,214 69 31,833 95 6,380 74 12,726 6 0FCCC TENANT IMPROVE 08/27/04 06/30/07 00-183 3,600 00 2,998 91 601 09 1,198 91FCCC TENANT IMPROVE 09/08/04 06/30/07 00-183 3,000 00 2,499 09 500 91 999 09FCCC TENANT IMPROVE 09/13 /04 06/30/07 00-183 1,809 40 1,507 28 302 12 602 58FCCC TENANT IMPROVE 10/13/04 06/30/07 0 0-183 12,371 24 10,305 61 2,065 63 4,119 98FCCC TENANT IMPROVE 01/31/05 06/30/07 00-183 1, 570 00 1,307 86 262 14 522 86FCCC TENANT IMPROVE 02/17/05 06/30/07 00-183 1,751 38 1,458 9 5 292 43 583 26FCCC TENANT IMPROVE 11/25/05 06/30/07 01-183 4,062 18 2,028 85 2,033 33 1,3 51 85FCCC TENANT IMPROVE 10/04/04 06/30/07 00-183 47,164 37 39,289 29 7,875 08 15,707 1218 7,252 06 154,631 37 32,620 69 62,359 40

TY 2006 Land etc. Schedule

**Name:** FOUNDATION FOR CALIFORNIA COMMUNITY COLLEGES  
COLLEGES  
**EIN:** 68-0412350

Category /Item	Cost/Other Basis	Accumulated Depreciation	Book Value
SEE ATTACHED DEPRECIATION SCHEDULE	2,135,005	880,356	1,254,649

## TY 2006 Other Assets Schedule

**Name:** FOUNDATION FOR CALIFORNIA COMMUNITY COLLEGES  
COLLEGES

**EIN:** 68-0412350

Description	Beginning of Year Amount	End of Year Amount
CONTRACTS RECEIVABLE	831,144	3,772,198
OTHER RECEIVABLES	99,911	60,451
DEPOSITS	33,882	34,264

TY 2006 Other Changes in Net Assets Schedule

**Name:** FOUNDATION FOR CALIFORNIA COMMUNITY COLLEGES  
COLLEGES  
**EIN:** 68-0412350

Description	Amount
Adjustment to 93006 deferred revenues	1,913,429

## TY 2006 Other Investment Income Schedule

**Name:** FOUNDATION FOR CALIFORNIA COMMUNITY COLLEGES  
COLLEGES

**EIN:** 68-0412350

Description	Amount
REALIZED AND UNREALIZED GAIN ON INVESTMTNS	1,198,639

## TY 2006 Other Liabilities Schedule

**Name:** FOUNDATION FOR CALIFORNIA COMMUNITY COLLEGES  
COLLEGES

**EIN:** 68-0412350

Description	Beginning of Year Amount	End of Year Amount
ACCRUED EXPENSES	494,526	1,120,835
CASH OVERDRAFT	637,171	242,965