

Return of Organization Exempt From Income Tax

Under section 501(c), 527, or 4947(a)(1) of the Internal Revenue Code (except black lung benefit trust or private foundation)

Department of the Treasury Internal Revenue Service

The organization may have to use a copy of this return to satisfy state reporting requirements.

For the 2006 calendar year, or tax year beginning JUL 1, 2006 and ending JUN 30, 2007

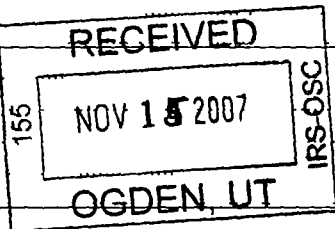
Part I: Name of organization (HARVEST USA), Employer identification number (23-2684968), Telephone number ((215) 482-0111), and Accounting method (Accrual).

Part II: Website (N/A), Organization type (501(c)(3)), and Section 501(c)(3) organizations and 4947(a)(1) nonexempt charitable trusts must attach a completed Schedule A.

L Gross receipts: Add lines 6b, 8b, 9b, and 10b to line 12 1,579,011.

Part I Revenue, Expenses, and Changes in Net Assets or Fund Balances

Table with columns for Revenue, Expenses, and Net Assets. Rows include Contributions, Program service revenue, Membership dues, Interest on savings, Dividends, Gross rents, Net rental income, Other investment income, Gross amount from sales of assets, Net gain or loss, Special events, Gross sales of inventory, Other revenue, Total revenue, Program services, Management and general, Fundraising, Payments to affiliates, Total expenses, Excess or deficit, Net assets at beginning, Other changes, and Net assets at end.



617 22

Part II Statement of Functional Expenses

All organizations must complete column (A). Columns (B), (C), and (D) are required for section 501(c)(3) and (4) organizations and section 4947(a)(1) nonexempt charitable trusts but optional for others.

Do not include amounts reported on line 6b, 8b, 9b, 10b, or 16 of Part I.	(A) Total	(B) Program services	(C) Management and general	(D) Fundraising
a Grants paid from donor advised funds (attach schedule) (cash \$ <u>0</u> . noncash \$ <u>0</u> . If this amount includes foreign grants, check here <input type="checkbox"/> 22a				
b Other grants and allocations (attach schedule) (cash \$ <u>0</u> . noncash \$ <u>0</u> . If this amount includes foreign grants, check here <input type="checkbox"/> 22b				
3 Specific assistance to individuals (attach schedule) 23				
4 Benefits paid to or for members (attach schedule) 24				
15a Compensation of current officers, directors, key employees, etc. listed in Part V-A 25a	315,195.	163,526.	82,236.	69,433.
b Compensation of former officers, directors, key employees, etc. listed in Part V-B 25b	0.	0.	0.	0.
c Compensation and other distributions, not included above, to disqualified persons (as defined under section 4958(f)(1)) and persons described in section 4958(c)(3)(B) 25c				
26 Salaries and wages of employees not included on lines 25a, b, and c 26	263,439.	241,517.	21,922.	
27 Pension plan contributions not included on lines 25a, b, and c 27	24,258.	16,981.	4,366.	2,911.
28 Employee benefits not included on lines 25a - 27 28	134,840.	94,388.	24,271.	16,181.
29 Payroll taxes 29	32,056.	22,439.	5,770.	3,847.
30 Professional fundraising fees 30				
31 Accounting fees 31	8,200.		8,200.	
32 Legal fees 32	199.		199.	
33 Supplies 33	22,154.	15,508.	3,323.	3,323.
34 Telephone 34	14,207.	7,103.	3,552.	3,552.
35 Postage and shipping 35	24,750.	23,750.	65.	935.
36 Occupancy 36	81,296.	40,648.	24,389.	16,259.
37 Equipment rental and maintenance 37	7,373.	3,686.	2,212.	1,475.
38 Printing and publications 38	39,075.	27,353.	5,861.	5,861.
39 Travel 39	58,904.	35,342.	11,781.	11,781.
40 Conferences, conventions, and meetings 40	5,825.	4,703.	176.	946.
41 Interest 41	7.	2.	3.	2.
42 Depreciation, depletion, etc (attach schedule) 42	25,768.	12,884.	7,730.	5,154.
43 Other expenses not covered above (itemize). a 43a b 43b c 43c d 43d e 43e f 43f				
g SEE STATEMENT 3 43g	85,296.	38,403.	35,402.	11,491.
44 Total functional expenses. Add lines 22a through 43g. (Organizations completing columns (B)-(D), carry these totals to lines 13-15) 44	1,142,842.	748,233.	241,458.	153,151.

Joint Costs. Check if you are following SOP 98-2.

Are any joint costs from a combined educational campaign and fundraising solicitation reported in (B) Program services? Yes No

If "Yes," enter (i) the aggregate amount of these joint costs \$ N/A ; (ii) the amount allocated to Program services \$ N/A ;

(iii) the amount allocated to Management and general \$ N/A ; and (iv) the amount allocated to Fundraising \$ N/A

Part III Statement of Program Service Accomplishments (See the instructions)

orm 990 is available for public inspection and, for some people, serves as the primary or sole source of information about a particular organization.
How the public perceives an organization in such cases may be determined by the information presented on its return. Therefore, please make sure the
return is complete and accurate and fully describes, in Part III, the organization's programs and accomplishments

What is the organization's primary exempt purpose? SEE STATEMENT 4
All organizations must describe their exempt purpose achievements in a clear and concise manner. State the number of clients served, publications issued, etc.
a THE ORGANIZATION PROVIDES INFORMATION AND PROGRAMS TO INDIVIDUALS WHO WISH TO BE FREE FROM SEXUAL SIN AND ADDICTION TO PORNOGRAPHY.
(Grants and allocations \$) If this amount includes foreign grants, check here
b
(Grants and allocations \$) If this amount includes foreign grants, check here
c
(Grants and allocations \$) If this amount includes foreign grants, check here
d
(Grants and allocations \$) If this amount includes foreign grants, check here
e Other program services (attach schedule)
(Grants and allocations \$) If this amount includes foreign grants, check here
f Total of Program Service Expenses (should equal line 44, column (B), Program services) 748,233.

Program Service Expenses
(Required for 501(c)(3) and (4) orgs., and 4947(a)(1) trusts; but optional for others.)

748,233.

748,233.

Form 990 (2006)

Part IV Balance Sheets (See the instructions.)

Note: Where required, attached schedules and amounts within the description column should be for end-of-year amounts only

		(A) Beginning of year		(B) End of year	
Assets	45	Cash - non-interest-bearing	52,239.	45	198,801.
	46	Savings and temporary cash investments	171,379.	46	141,825.
	47 a	Accounts receivable		47a	
	b	Less: allowance for doubtful accounts		47b	47c
	48 a	Pledges receivable	200,000.	48a	
	b	Less: allowance for doubtful accounts	40,000.	48b	48c
	49	Grants receivable		49	200,000.
	50 a	Receivables from current and former officers, directors, trustees, and key employees		50a	
	b	Receivables from other disqualified persons (as defined under section 4958(f)(1)) and persons described in section 4958(c)(3)(B)		50b	
	51 a	Other notes and loans receivable		51a	
	b	Less: allowance for doubtful accounts		51b	51c
	52	Inventories for sale or use		52	
	53	Prepaid expenses and deferred charges	16,313.	53	29,677.
	54 a	Investments - publicly-traded securities STMT 5 <input type="checkbox"/> Cost <input checked="" type="checkbox"/> FMV	131,277.	54a	156,876.
	b	Investments - other securities <input type="checkbox"/> Cost <input type="checkbox"/> FMV		54b	
	55 a	Investments - land, buildings, and equipment, basis		55a	
	b	Less: accumulated depreciation		55b	55c
56	Investments - other		56		
57 a	Land, buildings, and equipment, basis	231,578.	57a		
b	Less: accumulated depreciation	161,983.	57b	57c	
58	Other assets, including program-related investments (describe <input type="checkbox"/>)	84,231.	58	69,595.	
59	Total assets (must equal line 74) Add lines 45 through 58	495,439.	59	796,774.	
Liabilities	60	Accounts payable and accrued expenses	35,577.	60	6,933.
	61	Grants payable		61	
	62	Deferred revenue		62	
	63	Loans from officers, directors, trustees, and key employees		63	
	64 a	Tax-exempt bond liabilities		64a	
	b	Mortgages and other notes payable		64b	
	65	Other liabilities (describe <input type="checkbox"/>)		65	
66	Total liabilities. Add lines 60 through 65	35,577.	66	6,933.	
Net Assets or Fund Balances	Organizations that follow SFAS 117, check here <input checked="" type="checkbox"/> and complete lines 67 through 69 and lines 73 and 74				
	67	Unrestricted	386,911.	67	331,446.
	68	Temporarily restricted	63,572.	68	449,016.
	69	Permanently restricted	9,379.	69	9,379.
	Organizations that do not follow SFAS 117, check here <input type="checkbox"/> and complete lines 70 through 74.				
	70	Capital stock, trust principal, or current funds		70	
	71	Paid-in or capital surplus, or land, building, and equipment fund		71	
	72	Retained earnings, endowment, accumulated income, or other funds		72	
73	Total net assets or fund balances. Add lines 67 through 69 or lines 70 through 72. (Column (A) must equal line 19 and column (B) must equal line 21)	459,862.	73	789,841.	
74	Total liabilities and net assets/fund balances. Add lines 66 and 73	495,439.	74	796,774.	

Part VI Other Information (continued)

		Yes	No
2 a	Did the organization receive donated services or the use of materials, equipment, or facilities at no charge or at substantially less than fair rental value? b If "Yes," you may indicate the value of these items here. Do not include this amount as revenue in Part I or as an expense in Part II. (See instructions in Part III)	82a	X
		82b	N/A
83 a	Did the organization comply with the public inspection requirements for returns and exemption applications?	83a	X
b	Did the organization comply with the disclosure requirements relating to quid pro quo contributions?	83b	X
84 a	Did the organization solicit any contributions or gifts that were not tax deductible?	84a	X
b	If "Yes," did the organization include with every solicitation an express statement that such contributions or gifts were not tax deductible?	84b	N/A
85	501(c)(4), (5), or (6) organizations. a Were substantially all dues nondeductible by members?	85a	N/A
b	Did the organization make only in-house lobbying expenditures of \$2,000 or less? If "Yes" was answered to either 85a or 85b, do not complete 85c through 85h below unless the organization received a waiver for proxy tax owed for the prior year	85b	N/A
c	Dues, assessments, and similar amounts from members	85c	N/A
d	Section 162(e) lobbying and political expenditures	85d	N/A
e	Aggregate nondeductible amount of section 6033(e)(1)(A) dues notices	85e	N/A
f	Taxable amount of lobbying and political expenditures (line 85d less 85e)	85f	N/A
g	Does the organization elect to pay the section 6033(e) tax on the amount on line 85f?	85g	N/A
h	If section 6033(e)(1)(A) dues notices were sent, does the organization agree to add the amount on line 85f to its reasonable estimate of dues allocable to nondeductible lobbying and political expenditures for the following tax year?	85h	N/A
86	501(c)(7) organizations. Enter: a Initiation fees and capital contributions included on line 12	86a	N/A
b	Gross receipts, included on line 12, for public use of club facilities	86b	N/A
87	501(c)(12) organizations. Enter: a Gross income from members or shareholders	87a	N/A
b	Gross income from other sources. (Do not net amounts due or paid to other sources against amounts due or received from them.)	87b	N/A
88 a	At any time during the year, did the organization own a 50% or greater interest in a taxable corporation or partnership, or an entity disregarded as separate from the organization under Regulations sections 301.7701-2 and 301.7701-3? If "Yes," complete Part IX	88a	X
b	At any time during the year, did the organization, directly or indirectly, own a controlled entity within the meaning of section 512(b)(13)? If "Yes," complete Part XI	88b	X
89 a	501(c)(3) organizations. Enter. Amount of tax imposed on the organization during the year under section 4911: 0.; section 4912: 0.; section 4955: 0.		
b	501(c)(3) and 501(c)(4) organizations. Did the organization engage in any section 4958 excess benefit transaction during the year or did it become aware of an excess benefit transaction from a prior year? If "Yes," attach a statement explaining each transaction	89b	X
c	Enter. Amount of tax imposed on the organization managers or disqualified persons during the year under sections 4912, 4955, and 4958: 0.		
d	Enter. Amount of tax on line 89c, above, reimbursed by the organization: 0.		
e	All organizations. At any time during the tax year, was the organization a party to a prohibited tax shelter transaction?	89e	X
f	All organizations. Did the organization acquire a direct or indirect interest in any applicable insurance contract?	89f	X
g	For supporting organizations and sponsoring organizations maintaining donor advised funds. Did the supporting organization, or a fund maintained by a sponsoring organization, have excess business holdings at any time during the year?	89g	X
90 a	List the states with which a copy of this return is filed: PA, MD, GA, TN, FL, SC		
b	Number of employees employed in the pay period that includes March 12, 2006	90b	16
91 a	The books are in care of: TREASURER Telephone no.: 215-482-0111 Located at: 3901B MAIN STREET, PHILADELPHIA, PA ZIP + 4: 19127		
b	At any time during the calendar year, did the organization have an interest in or a signature or other authority over a financial account in a foreign country (such as a bank account, securities account, or other financial account)? If "Yes," enter the name of the foreign country: N/A See the instructions for exceptions and filing requirements for Form TD F 90-22.1, Report of Foreign Bank and Financial Accounts.	91b	X

Part VI Other Information (continued)

c At any time during the calendar year, did the organization maintain an office outside of the United States? Yes No X

If "Yes," enter the name of the foreign country N/A

92 Section 4947(a)(1) nonexempt charitable trusts filing Form 990 in lieu of Form 1041- Check here and enter the amount of tax-exempt interest received or accrued during the tax year 92 N/A

Part VII Analysis of Income-Producing Activities (See the instructions.)

Note: Enter gross amounts unless otherwise indicated.

Table with 5 columns: (A) Business code, (B) Amount, (C) Exclusion code, (D) Amount, (E) Related or exempt function income. Rows include Program service revenue, Interest on savings, Dividends, Net rental income, and Subtotal.

Note: Line 105 plus line 1e, Part I, should equal the amount on line 12, Part I.

Part VIII Relationship of Activities to the Accomplishment of Exempt Purposes (See the instructions.)

Line No. Explain how each activity for which income is reported in column (E) of Part VII contributed importantly to the accomplishment of the organization's exempt purposes (other than by providing funds for such purposes).

93A THE ORGANIZATION PROVIDES PROGRAMS AND SEMINARS TO INDIVIDUALS WHO WISH TO BE FREE FROM SEXUAL SIN AND ADDICTION TO PORNOGRAPHY.

Part IX Information Regarding Taxable Subsidiaries and Disregarded Entities (See the instructions.)

Table with 5 columns: (A) Name, address, and EIN of corporation, partnership, or disregarded entity; (B) Percentage of ownership interest; (C) Nature of activities; (D) Total income; (E) End-of-year assets.

Part X Information Regarding Transfers Associated with Personal Benefit Contracts (See the instructions.)

(a) Did the organization, during the year, receive any funds, directly or indirectly, to pay premiums on a personal benefit contract? Yes No X
(b) Did the organization, during the year, pay premiums, directly or indirectly, on a personal benefit contract? Yes No X

Note: If "Yes" to (b), file Form 8870 and Form 4720 (see instructions).

Part XI Information Regarding Transfers To and From Controlled Entities. Complete only if the organization is a controlling organization as defined in section 512(b)(13). **N/A**

106 Did the reporting organization make any transfers to a controlled entity as defined in section 512(b)(13) of the Code? If "Yes," complete the schedule below for each controlled entity.


	(A) Name, address, of each controlled entity	(B) Employer Identification Number	(C) Description of transfer	(D) Amount of transfer	Yes	No
a	-----					
b	-----					
c	-----					
Totals						

107 Did the reporting organization receive any transfers from a controlled entity as defined in section 512(b)(13) of the Code? If "Yes," complete the schedule below for each controlled entity.

	(A) Name, address, of each controlled entity	(B) Employer Identification Number	(C) Description of transfer	(D) Amount of transfer	Yes	No
a	-----					
b	-----					
c	-----					
Totals						


108 Did the organization have a binding written contract in effect on August 17, 2006, covering the interest, rents, royalties, and annuities described in question 107 above?

Under penalties of perjury, I declare that I have examined this return, including accompanying schedules and statements, and to the best of my knowledge and belief, it is true, correct, and complete. Declaration of preparer (other than officer) is based on all information of which preparer has any knowledge.

Please Sign Here:  Date: 11/7/07

DANIEL GRABANOWSKI, PRESIDENT, BOARD OF DIRECTORS

Paid Preparer's Use Only

Preparer's signature:  Date: 10/31/07 Check if self-employed:

Firm's name (or yours if self-employed), address, and ZIP + 4: PRITCHARD, BIELER, GRUVER & WILLISON, PC
590 BETHLEHEM PIKE
COLMAR, PA 18915

Preparer's SSN or PTIN (See Gen. Inst. X): _____ Phone no.: (215) 997-7210

Organization Exempt Under Section 501(c)(3)

(Except Private Foundation) and Section 501(e), 501(f), 501(k),
501(n), or 4947(a)(1) Nonexempt Charitable Trust

2006

Supplementary Information-(See separate instructions.)

▶ **MUST be completed by the above organizations and attached to their Form 990 or 990-EZ**

Department of the Treasury
Internal Revenue Service

Name of the organization

HARVEST USA

Employer identification number

23 2684968

Part I Compensation of the Five Highest Paid Employees Other Than Officers, Directors, and Trustees

(See page 2 of the instructions. List each one. If there are none, enter "None.")

(a) Name and address of each employee paid more than \$50,000	(b) Title and average hours per week devoted to position	(c) Compensation	(d) Contributions to employee benefit plans & deferred compensation	(e) Expense account and other allowances
N/A				

Total number of other employees paid over \$50,000 ▶

0

Part II-A Compensation of the Five Highest Paid Independent Contractors for Professional Services

(See page 2 of the instructions. List each one (whether individuals or firms). If there are none, enter "None.")

(a) Name and address of each independent contractor paid more than \$50,000	(b) Type of service	(c) Compensation
N/A		0.

Total number of others receiving over \$50,000 for professional services ▶

0

Part II-B Compensation of the Five Highest Paid Independent Contractors for Other Services

(List each contractor who performed services other than professional services, whether individuals or firms. If there are none, enter "None." See page 2 of the instructions.)

(a) Name and address of each independent contractor paid more than \$50,000	(b) Type of service	(c) Compensation
NONE		

Total number of other contractors receiving over \$50,000 for other services ▶

0

Part III Statements About Activities (See page 2 of the instructions.)

Yes No

During the year, has the organization attempted to influence national, state, or local legislation, including any attempt to influence public opinion on a legislative matter or referendum? If "Yes," enter the total expenses paid or incurred in connection with the lobbying activities ▶ \$ _____ \$ _____ (Must equal amounts on line 38, Part VI-A, or line i of Part VI-B.)

1

Organizations that made an election under section 501(h) by filing Form 5768 must complete Part VI-A. Other organizations checking "Yes" must complete Part VI-B AND attach a statement giving a detailed description of the lobbying activities.

During the year, has the organization, either directly or indirectly, engaged in any of the following acts with any substantial contributors, trustees, directors, officers, creators, key employees, or members of their families, or with any taxable organization with which any such person is affiliated as an officer, director, trustee, majority owner, or principal beneficiary? (If the answer to any question is "Yes," attach a detailed statement explaining the transactions.)

a	Sale, exchange, or leasing of property?	2a	<input type="checkbox"/>	<input checked="" type="checkbox"/>
b	Lending of money or other extension of credit?	2b	<input type="checkbox"/>	<input checked="" type="checkbox"/>
c	Furnishing of goods, services, or facilities?	2c	<input type="checkbox"/>	<input checked="" type="checkbox"/>
d	Payment of compensation (or payment or reimbursement of expenses if more than \$1,000)? SEE PART V-A, FORM 990	2d	<input checked="" type="checkbox"/>	<input type="checkbox"/>
e	Transfer of any part of its income or assets?	2e	<input type="checkbox"/>	<input checked="" type="checkbox"/>
3 a	Did the organization make grants for scholarships, fellowships, student loans, etc.? (If "Yes," attach an explanation of how the organization determines that recipients qualify to receive payments.)	3a	<input type="checkbox"/>	<input checked="" type="checkbox"/>
b	Did the organization have a section 403(b) annuity plan for its employees?	3b	<input checked="" type="checkbox"/>	<input type="checkbox"/>
c	Did the organization receive or hold an easement for conservation purposes, including easements to preserve open space, the environment, historic land areas or historic structures? If "Yes," attach a detailed statement	3c	<input type="checkbox"/>	<input checked="" type="checkbox"/>
d	Did the organization provide credit counseling, debt management, credit repair, or debt negotiation services?	3d	<input type="checkbox"/>	<input checked="" type="checkbox"/>
4 a	Did the organization maintain any donor advised funds? If "Yes," complete lines 4b through 4g. If "No," complete lines 4f and 4g	4a	<input type="checkbox"/>	<input checked="" type="checkbox"/>
b	Did the organization make any taxable distributions under section 4966?	4b	N/A	<input type="checkbox"/>
c	Did the organization make a distribution to a donor, donor advisor, or related person?	4c	N/A	<input type="checkbox"/>
d	Enter the total number of donor advised funds owned at the end of the tax year	▶ N/A		
e	Enter the aggregate value of assets held in all donor advised funds owned at the end of the tax year	▶ N/A		
f	Enter the total number of separate funds or accounts owned at the end of the year (excluding donor advised funds included on line 4d) where donors have the right to provide advice on the distribution or investment of amounts in such funds or accounts	▶ 0.		
g	Enter the aggregate value of assets in all funds or accounts included on line 4f at the end of the tax year	▶ 0.		

Part IV Reason for Non-Private Foundation Status (See pages 4 through 7 of the instructions.)

Verify that the organization is not a private foundation because it is: (Please check only **ONE** applicable box.)

- 5 A church, convention of churches, or association of churches. Section 170(b)(1)(A)(i).
- 6 A school. Section 170(b)(1)(A)(ii). (Also complete Part V.)
- 7 A hospital or a cooperative hospital service organization. Section 170(b)(1)(A)(iii).
- 8 A federal, state, or local government or governmental unit. Section 170(b)(1)(A)(v).
- 9 A medical research organization operated in conjunction with a hospital. Section 170(b)(1)(A)(iii). Enter the hospital's name, city, and state
- 10 An organization operated for the benefit of a college or university owned or operated by a governmental unit. Section 170(b)(1)(A)(iv). (Also complete the **Support Schedule** in Part IV-A.)
- 11a An organization that normally receives a substantial part of its support from a governmental unit or from the general public. Section 170(b)(1)(A)(vi). (Also complete the **Support Schedule** in Part IV-A.)
- 11b A community trust. Section 170(b)(1)(A)(vi). (Also complete the **Support Schedule** in Part IV-A.)
- 12 An organization that normally receives: (1) more than 33 1/3% of its support from contributions, membership fees, and gross receipts from activities related to its charitable, etc., functions - subject to certain exceptions, and (2) no more than 33 1/3% of its support from gross investment income and unrelated business taxable income (less section 511 tax) from businesses acquired by the organization after June 30, 1975. See section 509(a)(2). (Also complete the **Support Schedule** in Part IV-A.)
- 13 An organization that is not controlled by any disqualified persons (other than foundation managers) and otherwise meets the requirements of section 509(a)(3). Check the box that describes the type of supporting organization:
 Type I Type II Type III-Functionally Integrated Type III-Other

Provide the following information about the supported organizations (See page 7 of the instructions.)

(a) Name(s) of supported organization(s)	(b) Employer identification number (EIN)	(c) Type of organization (described in lines 5 through 12 above or IRC section)	(d) Is the supported organization listed in the supporting organization's governing documents?		(e) Amount of support
			Yes	No	
Total					▶

- 14 An organization organized and operated to test for public safety. Section 509(a)(4). (See page 7 of the instructions.)

Part IV-A Support Schedule (Complete only if you checked a box on line 10, 11, or 12.) Use cash method of accounting.
 Note: You may use the worksheet in the instructions for converting from the accrual to the cash method of accounting

Calendar year (or fiscal year beginning in)	(a) 2005	(b) 2004	(c) 2003	(d) 2002	(e) Total
15 Gifts, grants, and contributions received. (Do not include unusual grants. See line 28.)	1,095,023.	919,323.	779,260.	796,106.	3,589,712.
16 Membership fees received					
17 Gross receipts from admissions, merchandise sold or services performed, or furnishing of facilities in any activity that is related to the organization's charitable, etc., purpose	24,989.		22,302.	13,315.	60,606.
18 Gross income from interest, dividends, amounts received from payments on securities loans (section 512(a)(5)), rents, royalties, and unrelated business taxable income (less section 511 taxes) from businesses acquired by the organization after June 30, 1975	10,595.	4,450.	3,352.	3,595.	21,992.
19 Net income from unrelated business activities not included in line 18					
20 Tax revenues levied for the organization's benefit and either paid to it or expended on its behalf					
21 The value of services or facilities furnished to the organization by a governmental unit without charge. Do not include the value of services or facilities generally furnished to the public without charge					
22 Other income. Attach a schedule. Do not include gain or (loss) from sale of capital assets			SEE STATEMENT 7 15,324.	6,238.	21,562.
23 Total of lines 15 through 22	1,130,607.	923,773.	820,238.	819,254.	3,693,872.
24 Line 23 minus line 17	1,105,618.	923,773.	797,936.	805,939.	3,633,266.
25 Enter 1% of line 23	11,306.	9,238.	8,202.	8,193.	

26 Organizations described on lines 10 or 11: a Enter 2% of amount in column (e), line 24	26a	72,665.
b Prepare a list for your records to show the name of and amount contributed by each person (other than a governmental unit or publicly supported organization) whose total gifts for 2002 through 2005 exceeded the amount shown in line 26a. Do not file this list with your return. Enter the total of all these excess amounts	26b	61,817.
c Total support for section 509(a)(1) test: Enter line 24, column (e)	26c	3,633,266.
d Add: Amounts from column (e) for lines: 18 21,992. 19 _____ 22 21,562. 26b 61,817.	26d	105,371.
e Public support (line 26c minus line 26d total)	26e	3,527,895.
f Public support percentage (line 26e (numerator) divided by line 26c (denominator))	26f	97.0998%

27 Organizations described on line 12: a For amounts included in lines 15, 16, and 17 that were received from a "disqualified person," prepare a list for your records to show the name of, and total amounts received in each year from, each "disqualified person." Do not file this list with your return. Enter the sum of such amounts for each year: N/A	(2005)	(2004)	(2003)	(2002)
b For any amount included in line 17 that was received from each person (other than "disqualified persons"), prepare a list for your records to show the name of, and amount received for each year, that was more than the larger of (1) the amount on line 25 for the year or (2) \$5,000. (Include in the list organizations described in lines 5 through 11b, as well as individuals.) Do not file this list with your return. After computing the difference between the amount received and the larger amount described in (1) or (2), enter the sum of these differences (the excess amounts) for each year: N/A	(2005)	(2004)	(2003)	(2002)
c Add: Amounts from column (e) for lines: 15 _____ 16 _____ 17 _____ 20 _____ 21 _____	27c	N/A		
d Add: Line 27a total _____ and line 27b total _____	27d	N/A		
e Public support (line 27c total minus line 27d total)	27e	N/A		
f Total support for section 509(a)(2) test: Enter amount on line 23, column (e) 27f N/A	27f	N/A		
g Public support percentage (line 27e (numerator) divided by line 27f (denominator))	27g	N/A %		
h Investment income percentage (line 18, column (e) (numerator) divided by line 27f (denominator))	27h	N/A %		

28 Unusual Grants: For an organization described in line 10, 11, or 12 that received any unusual grants during 2002 through 2005, prepare a list for your records to show, for each year, the name of the contributor, the date and amount of the grant, and a brief description of the nature of the grant. Do not file this list with your return. Do not include these grants in line 15.

NONE

Part V Private School Questionnaire (See page 9 of the instructions.)

N/A

(To be completed ONLY by schools that checked the box on line 6 in Part IV)

		Yes	No
	Does the organization have a racially nondiscriminatory policy toward students by statement in its charter, bylaws, other governing instrument, or in a resolution of its governing body?		
	Does the organization include a statement of its racially nondiscriminatory policy toward students in all its brochures, catalogues, and other written communications with the public dealing with student admissions, programs, and scholarships?		
	Has the organization publicized its racially nondiscriminatory policy through newspaper or broadcast media during the period of solicitation for students, or during the registration period if it has no solicitation program, in a way that makes the policy known to all parts of the general community it serves? If "Yes," please describe; if "No," please explain. (If you need more space, attach a separate statement.)		
32	Does the organization maintain the following:		
a	Records indicating the racial composition of the student body, faculty, and administrative staff?		
b	Records documenting that scholarships and other financial assistance are awarded on a racially nondiscriminatory basis?		
c	Copies of all catalogues, brochures, announcements, and other written communications to the public dealing with student admissions, programs, and scholarships?		
d	Copies of all material used by the organization or on its behalf to solicit contributions? If you answered "No" to any of the above, please explain. (If you need more space, attach a separate statement.)		
33	Does the organization discriminate by race in any way with respect to:		
a	Students' rights or privileges?		
b	Admissions policies?		
c	Employment of faculty or administrative staff?		
d	Scholarships or other financial assistance?		
e	Educational policies?		
f	Use of facilities?		
g	Athletic programs?		
h	Other extracurricular activities? If you answered "Yes" to any of the above, please explain. (If you need more space, attach a separate statement.)		
34 a	Does the organization receive any financial aid or assistance from a governmental agency?		
b	Has the organization's right to such aid ever been revoked or suspended? If you answered "Yes" to either 34a or b, please explain using an attached statement.		
35	Does the organization certify that it has complied with the applicable requirements of sections 4.01 through 4.05 of Rev. Proc. 75-50, 1975-2 C.B. 587, covering racial nondiscrimination? If "No," attach an explanation		

Part VI-A Lobbying Expenditures by Electing Public Charities (See page 10 of the instructions.)

N/A

(To be completed ONLY by an eligible organization that filed Form 5768)

Check **a** if the organization belongs to an affiliated group. Check **b** if you checked "a" and "limited control" provisions apply.

Limits on Lobbying Expenditures

(The term "expenditures" means amounts paid or incurred.)

	(a) Affiliated group totals	(b) To be completed for all electing organizations
	N/A	
36 Total lobbying expenditures to influence public opinion (grassroots lobbying)	36	
37 Total lobbying expenditures to influence a legislative body (direct lobbying)	37	
38 Total lobbying expenditures (add lines 36 and 37)	38	
39 Other exempt purpose expenditures	39	
40 Total exempt purpose expenditures (add lines 38 and 39)	40	
41 Lobbying nontaxable amount. Enter the amount from the following table -		
If the amount on line 40 is -		
Not over \$500,000		
Over \$500,000 but not over \$1,000,000		
Over \$1,000,000 but not over \$1,500,000		
Over \$1,500,000 but not over \$17,000,000		
Over \$17,000,000		
The lobbying nontaxable amount is -		
20% of the amount on line 40		
\$100,000 plus 15% of the excess over \$500,000		
\$175,000 plus 10% of the excess over \$1,000,000	41	
\$225,000 plus 5% of the excess over \$1,500,000		
\$1,000,000		
42 Grassroots nontaxable amount (enter 25% of line 41)	42	
43 Subtract line 42 from line 36. Enter -0- if line 42 is more than line 36	43	
44 Subtract line 41 from line 38. Enter -0- if line 41 is more than line 38	44	

Caution: If there is an amount on either line 43 or line 44, you must file Form 4720

4-Year Averaging Period Under Section 501(h)

(Some organizations that made a section 501(h) election do not have to complete all of the five columns below. See the instructions for lines 45 through 50 on page 13 of the instructions.)

Calendar year (or fiscal year beginning in)	Lobbying Expenditures During 4-Year Averaging Period				N/A (e) Total
	(a) 2006	(b) 2005	(c) 2004	(d) 2003	
45 Lobbying nontaxable amount					0.
46 Lobbying ceiling amount (150% of line 45(e))					0.
47 Total lobbying expenditures					0.
48 Grassroots nontaxable amount					0.
49 Grassroots ceiling amount (150% of line 48(e))					0.
50 Grassroots lobbying expenditures					0.

Part VI-B Lobbying Activity by Nonelecting Public Charities

(For reporting only by organizations that did not complete Part VI-A) (See page 13 of the instructions.)

N/A

During the year, did the organization attempt to influence national, state or local legislation, including any attempt to influence public opinion on a legislative matter or referendum, through the use of:

- a** Volunteers
- b** Paid staff or management (Include compensation in expenses reported on lines c through h.)
- c** Media advertisements
- d** Mailings to members, legislators, or the public
- e** Publications, or published or broadcast statements
- f** Grants to other organizations for lobbying purposes
- g** Direct contact with legislators, their staffs, government officials, or a legislative body
- h** Rallies, demonstrations, seminars, conventions, speeches, lectures, or any other means
- i** Total lobbying expenditures (Add lines c through h.)

Yes	No	Amount
		0.

If "Yes" to any of the above, also attach a statement giving a detailed description of the lobbying activities.

FORM 990 GAIN (LOSS) FROM PUBLICLY TRADED SECURITIES STATEMENT 1

DESCRIPTION	GROSS SALES PRICE	COST OR OTHER BASIS	EXPENSE OF SALE	NET GAIN OR (LOSS)
EGE CAPITAL	120,529.	120,345.	0.	184.
TOTAL TO FORM 990, PART I, LINE 8	120,529.	120,345.	0.	184.

FORM 990 OTHER CHANGES IN NET ASSETS OR FUND BALANCES STATEMENT 2

DESCRIPTION	AMOUNT
UNREALIZED GAIN ON INVESTMENTS	14,155.
TOTAL TO FORM 990, PART I, LINE 20	14,155.

FORM 990 OTHER EXPENSES STATEMENT 3

DESCRIPTION	(A) TOTAL	(B) PROGRAM SERVICES	(C) MANAGEMENT AND GENERAL	(D) FUNDRAISING
ADVERTISING	1,885.	882.	0.	1,003.
INSURANCE	3,870.	1,935.	1,935.	
EDUCATION	2,179.	1,633.		546.
DISCRETIONARY	180.	180.		
EDUCATIONAL MATERIAL	3,561.	3,561.		
MISCELLANEOUS	13,987.	3,497.	6,993.	3,497.
PROFESSIONAL MEMBERSHIPS	5,841.	5,841.		
SOFTWARE				
CONSULTING/MAINTENANCE	18,181.	12,727.	2,727.	2,727.
STEWARDSHIP	459.			459.
UTILITIES	16,294.	8,147.	4,888.	3,259.
OFFICE RELOCATION	2,156.		2,156.	
CONSULTANTS	16,703.		16,703.	
TOTAL TO FM 990, LN 43	85,296.	38,403.	35,402.	11,491.

FORM 990 STATEMENT OF ORGANIZATION'S PRIMARY EXEMPT PURPOSE STATEMENT 4
PART III

EXPLANATION

PROVIDE RESOURCES TO ASSIST INDIVIDUALS TO OVERCOME SEXUAL SIN AND ADDICTION TO PORNOGRAPHY

FORM 990 NON-GOVERNMENT SECURITIES STATEMENT 5

SECURITY DESCRIPTION	COST/FMV	CORPORATE STOCKS	CORPORATE BONDS	OTHER PUBLICLY TRADED SECURITIES	TOTAL NON-GOV'T SECURITIES
EGE CAPITAL	FMV			156,876.	156,876.
TO FORM 990, LINE 54A, COL B				156,876.	156,876.

FORM 990 PART V-A - LIST OF CURRENT OFFICERS, DIRECTORS, TRUSTEES AND KEY EMPLOYEES STATEMENT 6

NAME AND ADDRESS	TITLE AND AVRG HRS/WK	COMPEN-SATION	EMPLOYEE BEN PLAN CONTRIB	EXPENSE ACCOUNT
JOHN FREEMAN 3901 B MAIN STREET PHILADELPHIA, PA 19127	EXEC. DIRECTOR 50.00	82,500.	23,964.	1,690.
MARK HARTZELL 3901 B MAIN STREET PHILADELPHIA, PA 19127	MID-SOUTH DIRECTOR 50.00	69,733.	21,200.	2,898.
ED LECLAIR 3901 B MAIN STREET PHILADELPHIA, PA 19127	DIR OF DEVELOPMENT 40.00	60,441.	23,498.	667.
NICHOLAS BLACK 3901 B MAIN STREET PHILADELPHIA, PA 19127	CHIEF OPERATING OFFICER 50.00	21,943.	5,400.	1,261.
DANIEL R. GRABIANOWSKI 239 MATHER ROAD JENKINTOWN, PA 19046	PRESIDENT 5.00	0.	0.	0.

HARVEST USA

23-2684968

NINA L. YENCHKO 116 LANCIA DRIVE EAST NORWICH, NY 11732	VICE PRESIDENT 5.00	0.	0.	0.
TAD MAHAN 1399 PENLLYN BLUE BELL PIKE BLUE BELL, PA 19422	SECRETARY 5.00	0.	0.	0.
WILLIAM W. PARR JR. 1911 YORKSHIRE DRIVE BLUE BELL, PA 19422	BOARD MEMBER 1.00	0.	0.	0.
CHARLES COLLINS 9218 WINDSTONE DRIVE OOLTEWAH, TN 37363	BOARD MEMBER 1.00	0.	0.	0.
STEPHEN W. BROWN 539 VERSAILLES DRIVE MAITLAND, FL 32751	BOARD MEMBER 1.00	0.	0.	0.
CHUCK SUTTON 728 PARKVALE AVENUE LANGHORNE, PA 19047	BOARD MEMBER 1.00	0.	0.	0.
ANDREW HUDSON 5 WINSTON CIRCLE HORSHAM, PA 19044	BOARD MEMBER 1.00	0.	0.	0.
ARLENE TOWNSEND 240 HILLDALE ROAD VILLANOVA, PA 19085	BOARD MEMBER 1.00	0.	0.	0.
ROBERT LYNN 7614 GREENE FARM DRIVE YPSILANTI, MI 48197	BOARD MEMBER 1.00	0.	0.	0.
TOTALS INCLUDED ON FORM 990, PART V-A		<u>234,617.</u>	<u>74,062.</u>	<u>6,516.</u>

SCHEDULE A DESCRIPTION	OTHER INCOME				STATEMENT	7
	2005 AMOUNT	2004 AMOUNT	2003 AMOUNT	2002 AMOUNT		
OTHER INCOME	0.	0.	15,324.	6,238.		
TOTAL TO SCHEDULE A, LINE 22	0.	0.	15,324.	6,238.		

Depreciation Expense

Financial

07/01/2006 - 06/30/2007

Asset ID	S	Description	Date In Service	Method / Conv.	Life	Cost / Other Basis	Bus. / Inv. %	Sec. 179 / Bonus / (Cur. Yr. Only)	Salvage / Basis Adj.	Beg. Accum. Depreciation / (Sec. 179)	Current Depreciation	Total Depreciation / (Sec. 179)
EQPT												
000010		COMPUTER (I	8/28/2000	SL / N/A	5.0000	2,294	100.0000	0	0	2,294	0	2,294
000026		SOUNDBOARD	1/2/1996	SL / N/A	5.0000	200	100.0000	0	0	200	0	200
000030		COMPUTER E	7/1/1996	SL / N/A	5.0000	1,454	100.0000	0	0	1,454	0	1,454
000031		COMPUTER E	10/8/1996	SL / N/A	5.0000	4,468	100.0000	0	0	4,468	0	4,468
000032		PHOTOCOPIE	2/10/1997	SL / N/A	5.0000	6,638	100.0000	0	0	6,638	0	6,638
000033		RECORDER &	8/18/1997	SL / N/A	5.0000	585	100.0000	0	0	585	0	585
000034		COMPUTER F	9/29/1997	SL / N/A	5.0000	430	100.0000	0	0	430	0	430
000035		COMPUTER S	9/29/1997	SL / N/A	5.0000	444	100.0000	0	0	444	0	444
000036		ECS PS1800	1/26/1998	SL / N/A	5.0000	931	100.0000	0	0	931	0	931
000037		OFFICE CONK	3/2/1998	SL / N/A	3.0000	227	100.0000	0	0	227	0	227
000038		NORTON ANT	3/2/1998	SL / N/A	3.0000	210	100.0000	0	0	210	0	210
000040		COMPUTER E	11/17/1998	SL / N/A	5.0000	5,018	100.0000	0	0	5,018	0	5,018
000041		COMPUTER S	12/21/1998	SL / N/A	5.0000	245	100.0000	0	0	245	0	245
000046		QUICKBOOKS	5/24/1999	SL / N/A	5.0000	159	100.0000	0	0	159	0	159
000048		COMP. MONIT	4/7/1999	SL / N/A	5.0000	914	100.0000	0	0	914	0	914
000050		WEBRAMP SC	8/19/1999	SL / N/A	5.0000	318	100.0000	0	0	318	0	318
000052		COMPUTER C	10/15/1999	SL / N/A	5.0000	10,494	100.0000	0	0	10,493	0	10,493
000053		SOFTWARE	11/10/1999	SL / N/A	5.0000	2,178	100.0000	0	0	2,178	0	2,178
000054		5 COMPUTER	11/11/1999	SL / N/A	5.0000	80	100.0000	0	0	80	0	80
000055		DISKEEPER S	11/15/1999	SL / N/A	5.0000	490	100.0000	0	0	490	0	490
000056		MODEM	12/20/1999	SL / N/A	5.0000	148	100.0000	0	0	148	0	148
000057		2 15" MONITC	12/20/1999	SL / N/A	5.0000	318	100.0000	0	0	318	0	318
000059		DIGITAL VOIC	11/24/1999	SL / N/A	5.0000	133	100.0000	0	0	133	0	133
000061		LAPTOP CON	2/10/2000	SL / N/A	5.0000	199	100.0000	0	0	199	0	199
000062		SCANJET	3/14/2000	SL / N/A	5.0000	546	100.0000	0	0	546	0	546
000063		DIGITAL CAMI	3/14/2000	SL / N/A	5.0000	1,060	100.0000	0	0	1,059	0	1,059
000064		MEMORY UPC	3/14/2000	SL / N/A	5.0000	85	100.0000	0	0	85	0	85
000066		MARBLE WHE	5/4/2000	SL / N/A	5.0000	86	100.0000	0	0	85	0	85
000070		PC PROJECTI	9/25/2000	SL / N/A	7.0000	3,796	100.0000	0	0	3,777	19	3,796
000080		COMPUTER	11/13/2000	SL / N/A	5.0000	3,406	100.0000	0	0	3,405	0	3,405
000090		BACKUP AND	3/19/2001	SL / N/A	3.0000	1,374	100.0000	0	0	1,374	0	1,374
000100		COMPUTER E	4/30/2001	SL / N/A	3.0000	1,765	100.0000	0	0	1,765	0	1,765
000110		COMPUTER	6/27/2001	SL / N/A	5.0000	2,008	100.0000	0	0	2,008	0	2,008
000120		QUICKBOOKS	1/29/2001	SL / N/A	3.0000	571	100.0000	0	0	571	0	571
000160		Raiser's Edge	1/5/2001	SL / N/A	3.0000	2,666	100.0000	0	0	2,666	0	2,666
000180		Camera Acces	8/25/2001	SL / N/A	7.0000	127	100.0000	0	0	103	18	121
000190		Computer Fire	10/31/2001	SL / N/A	3.0000	2,783	100.0000	0	0	2,783	0	2,783
000200		Graphics Card	11/30/2001	SL / N/A	3.0000	139	100.0000	0	0	139	0	139
000210		VPN Setup an	1/25/2002	SL / N/A	3.0000	488	100.0000	0	0	488	0	488
000220		Conference C	2/21/2002	SL / N/A	7.0000	136	100.0000	0	0	96	19	115
000230		RE Software a	5/1/2002	SL / N/A	3.0000	1,375	100.0000	0	0	1,375	0	1,375
000240		MS Computer	7/30/2001	SL / N/A	5.0000	345	100.0000	0	0	345	0	345

Depreciation Expense

Financial

07/01/2006 - 06/30/2007

Asset ID	S	Description	Date In Service	Method / Conv.	Life	Cost / Other Basis	Bus. / Inv. %	Sec. 179 / Bonus / (Cur. Yr. Only)	Salvage / Basis Adj.	Beg. Accum. Depreciation / (Sec. 179)	Current Depreciation	Total Depreciation (Sec. 179)
EQPT												
000260		Color Printer	8/25/2001	SL / N/A	7.0000	343	100.0000	0	0	278	49	327
000270		Remote Mouse	9/24/2001	SL / N/A	7.0000	177	100.0000	0	0	140	25	165
000290		Projector	10/31/2001	SL / N/A	7.0000	2,700	100.0000	0	0	2,104	386	2,490
000300		VPN Firewall s	1/25/2002	SL / N/A	3.0000	488	100.0000	0	0	488	0	488
000310		Camera and c.	3/31/2002	SL / N/A	7.0000	1,193	100.0000	0	0	828	170	998
000330		Computer Equ	3/31/2002	SL / N/A	7.0000	198	100.0000	0	0	172	26	198
000440		Install Voicelin	4/29/2002	SL / N/A	7.0000	406	100.0000	0	0	276	58	334
000450		2 Computer St	4/30/2002	SL / N/A	5.0000	3,635	100.0000	0	0	3,089	546	3,635
000460		Alarm System	4/30/2002	SL / N/A	7.0000	325	100.0000	0	0	219	46	265
000810		SERVER POW	12/30/2002	SL / N/A	5.0000	839	100.0000	0	0	626	168	794
000870		CINGULAR WI	8/23/2002	SL / N/A	7.0000	279	100.0000	0	0	171	40	211
000880		FAX MACHINE	8/23/2002	SL / N/A	7.0000	120	100.0000	0	0	73	17	90
000890		DELL COMPU	12/30/2002	SL / N/A	5.0000	439	100.0000	0	0	301	88	389
000900		POWER POIN	1/30/2003	SL / N/A	3.0000	350	100.0000	0	0	337	0	337
000910		ANTI-VIRUS S	2/26/2003	SL / N/A	3.0000	414	100.0000	0	0	403	0	403
000930		TELEPHONE S	4/29/2003	SL / N/A	7.0000	3,876	100.0000	0	0	1,800	554	2,354
000980		Blackbaud - Fi	9/1/2003	SL / N/A	3.0000	2,815	100.0000	0	0	2,658	156	2,814
000990		Dell - Upgrade	9/1/2003	SL / N/A	3.0000	1,787	100.0000	0	0	1,688	99	1,787
001000		Blackbaud - Ai	9/12/2003	SL / N/A	3.0000	3,858	100.0000	0	0	3,644	214	3,858
001003		Phone System	3/18/2004	SL / N/A	5.0000	2,760	100.0000	0	0	1,242	552	1,794
001005		New computer	1/1/2005	SL / N/A	5.0000	27,262	100.0000	0	0	8,178	5,452	13,630
001006		New Computer	1/1/2005	SL / N/A	5.0000	13,900	100.0000	0	0	4,170	2,780	6,950
001007		New Network :	9/30/2002	SL / N/A	5.0000	608	100.0000	0	0	438	122	560
001011		Computer Equ	4/26/2006	M / MQ	5.0000	667	100.0000	0	0	33	254	287
001012		Computer Sof	5/26/2006	M / MQ	3.0000	1,213	100.0000	0	0	101	741	842
001013		Windows Sma	8/22/2005	M / MQ	5.0000	3,900	100.0000	0	0	1,365	1,014	2,379
001018		Computer Equ	4/26/2006	M / MQ	5.0000	226	100.0000	0	0	11	86	97
001023		Speech Privac	5/25/2006	M / MQ	7.0000	2,189	100.0000	0	0	78	603	681
001026		Dell Computer	3/20/2007	SL / N/A	5.0000	2,515	100.0000	0	0	0	126	126
001027		Dell Computer	4/9/2007	SL / N/A	5.0000	1,457	100.0000	0	0	0	73	73
001028		6ft Brush Gold	10/23/2006	SL / N/A	5.0000	1,260	100.0000	0	0	0	168	168
001029		Upgrade existi	7/1/2006	SL / N/A	7.0000	5,900	100.0000	0	0	0	843	843
Subtotal: EQPT						149,430		0	0	96,155	15,512	111,667
Less dispositions and exchanges:						0		0	0	0	0	0
Net for: EQPT						149,430		0	0	96,155	15,512	111,667
FURN												
000001		FURNITURE - I	1/1/1992	SL / N/A	8.0000	1,233	100.0000	0	0	1,232	0	1,232
000002		FURNITURE - I	1/1/1992	SL / N/A	7.0000	353	100.0000	0	0	346	0	346
000004		TV & VCR	1/1/1992	SL / N/A	5.0000	430	100.0000	0	0	430	0	430
000005		FURNITURE - I	1/1/1992	SL / N/A	5.0000	391	100.0000	0	0	391	0	391
000006		FURNITURE - I	1/1/1992	SL / N/A	5.0000	299	100.0000	0	0	299	0	299

07/01/2006 - 06/30/2007

Asset ID	S	Description	Date in Service	Method / Conv.	Life	Cost / Other Basis	Bus./Inv. %	Sec. 179/ Bonus/ (Cur. Yr. Only)	Salvage/ Basis Adj.	Beg. Accum. Depreciation/ (Sec. 179)	Current Depreciation	Total Depreciation/ (Sec. 179)
FURN												
000013		LOVESEAT(2)	12/20/1994	SL / N/A	10.0000	1,277	100.0000	0	0	1,277	0	1,277
000014		FURNITURE	12/16/1994	SL / N/A	10.0000	1,204	100.0000	0	0	1,204	0	1,204
000015		DESK & FILIN	1/6/1995	SL / N/A	10.0000	300	100.0000	0	0	300	0	300
000016		CHAIR & FILIN	2/10/1995	SL / N/A	10.0000	423	100.0000	0	0	421	0	421
000027		FURNITURE-V	3/4/1996	SL / N/A	10.0000	214	100.0000	0	0	212	0	212
000028		FURNITURE - I	3/4/1996	SL / N/A	10.0000	385	100.0000	0	0	385	0	385
000029		EXHIBIT BOO	4/1/1996	SL / N/A	10.0000	4,810	100.0000	0	0	4,810	0	4,810
000039		EXHIBIT DISPI	6/22/1998	SL / N/A	7.0000	513	100.0000	0	0	406	0	406
000042		TELEPHONE S	9/1/1998	SL / N/A	7.0000	8,025	100.0000	0	0	6,362	0	6,362
000043		EXHIBIT DISPI	9/23/1998	SL / N/A	7.0000	2,373	100.0000	0	0	1,911	0	1,911
000044		DISPLAY PAN	11/20/1998	SL / N/A	7.0000	1,175	100.0000	0	0	955	0	955
000045		DISPLAY PAN	12/30/1998	SL / N/A	7.0000	960	100.0000	0	0	783	0	783
000047		SHELVES	2/8/1999	SL / N/A	7.0000	179	100.0000	0	0	147	0	147
000049		MID-BACK MA	7/23/1999	SL / N/A	7.0000	106	100.0000	0	0	87	1	88
000051		3 STORAGE C	8/27/1999	SL / N/A	7.0000	366	100.0000	0	0	299	9	308
000058		EXHIBIT DISPI	11/10/1999	SL / N/A	7.0000	1,098	100.0000	0	0	874	52	926
000060		4-TIER DISPL	2/4/2000	SL / N/A	7.0000	475	100.0000	0	0	366	40	406
000065		DISPLAY PAN	4/19/2000	SL / N/A	7.0000	359	100.0000	0	0	270	43	313
000067		TRIPOD	5/21/2000	SL / N/A	7.0000	124	100.0000	0	0	93	16	109
000130		DESK, BOOKC	8/28/2000	SL / N/A	7.0000	569	100.0000	0	0	409	81	490
000140		DESKS, DRAV	4/30/2001	SL / N/A	7.0000	3,184	100.0000	0	0	2,081	455	2,536
000150		PARTITION, L	6/27/2001	SL / N/A	7.0000	457	100.0000	0	0	290	65	355
000250		Office Furnishi	8/25/2001	SL / N/A	7.0000	1,097	100.0000	0	0	681	157	838
000280		Freeman Decc	9/24/2001	SL / N/A	7.0000	568	100.0000	0	0	347	81	428
000320		Office Renova	3/31/2002	SL / N/A	7.0000	140	100.0000	0	0	79	20	99
000340		Faucets for off	3/31/2002	SL / N/A	7.0000	179	100.0000	0	0	102	26	128
000350		Sofa & Lovese	4/18/2002	SL / N/A	7.0000	750	100.0000	0	0	415	107	522
000360		Lowes home II	4/29/2002	SL / N/A	7.0000	471	100.0000	0	0	260	67	327
000370		Chairs for Offi	4/29/2002	SL / N/A	7.0000	1,015	100.0000	0	0	562	145	707
000380		Workstation A	4/29/2002	SL / N/A	7.0000	2,234	100.0000	0	0	1,236	319	1,555
000390		LAN Server St	4/29/2002	SL / N/A	7.0000	328	100.0000	0	0	182	47	229
000400		Office Furnishi	4/29/2002	SL / N/A	7.0000	481	100.0000	0	0	267	69	336
000410		Office Refriger	4/29/2002	SL / N/A	7.0000	476	100.0000	0	0	264	68	332
000420		Vacuum	4/29/2002	SL / N/A	7.0000	323	100.0000	0	0	178	46	224
000430		Artwork for Off	4/29/2002	SL / N/A	7.0000	289	100.0000	0	0	159	41	200
000470		Coffee Tables	5/31/2002	SL / N/A	7.0000	179	100.0000	0	0	99	26	125
000480		Couch and 3 L	6/1/2002	SL / N/A	7.0000	1,479	100.0000	0	0	793	211	1,004
000490		Down Paymen	6/25/2002	SL / N/A	7.0000	305	100.0000	0	0	165	44	209
000500		4 Lamps for O	6/25/2002	SL / N/A	7.0000	110	100.0000	0	0	60	16	76
000770		Office Furnitur	5/28/2003	SL / N/A	7.0000	1,313	100.0000	0	0	595	188	783
000780		Office Furnitur	5/28/2003	SL / N/A	7.0000	2,585	100.0000	0	0	1,169	369	1,538
000800		Vertical Blinds	6/3/2003	SL / N/A	7.0000	991	100.0000	0	0	434	142	576

Asset ID	S	Description	Date In Service	Method / Conv.	Life	Cost / Other Basis	Bus./ Inv. %	Sec. 179/ Bonus/ (Cur. Yr. Only)	Salvage/ Basis Adj.	Beg. Accum. Depreciation/ (Sec. 179)	Current Depreciation	Total Depreciation/ (Sec. 179)
FURN												
000830		OFFICE FURN	11/23/2002	SL / N/A	7.0000	248	100.0000	0	0	129	35	164
000840		OFFICE CHAIR	4/29/2003	SL / N/A	7.0000	120	100.0000	0	0	57	17	74
000850		SCREEN FOR	7/1/2002	SL / N/A	7.0000	155	100.0000	0	0	88	22	110
000860		CHAIRS AND	8/23/2002	SL / N/A	7.0000	877	100.0000	0	0	490	125	615
000940		(2) PROJECTC	12/18/2002	SL / N/A	7.0000	237	100.0000	0	0	130	34	164
000960		OFFICE FURN	7/24/2002	SL / N/A	7.0000	305	100.0000	0	0	176	44	220
000970		Road Front Sit	8/28/2003	SL / N/A	7.0000	506	100.0000	0	0	228	72	300
001001		Conference Ta	9/23/2003	SL / N/A	7.0000	663	100.0000	0	0	240	95	335
001002		Conference FL	10/10/2003	SL / N/A	7.0000	1,364	100.0000	0	0	492	195	687
001004		Display Purchi	2/20/2004	SL / N/A	7.0000	912	100.0000	0	0	290	130	420
001014		Manayunk Cul	3/31/2006	M / MQ	7.0000	6,800	100.0000	0	0	729	1,735	2,464
001017		Wiring and Ph	4/18/2006	M / MQ	10.0000	2,542	100.0000	0	0	64	496	560
001021		Office Furnishi	6/23/2006	M / MQ	7.0000	4,699	100.0000	0	0	168	1,295	1,463
001024		Office Furnishi	6/1/2006	M / MQ	7.0000	1,286	100.0000	0	0	46	354	400
Subtotal: FURN						67,309		0	0	38,014	7,600	45,614
Less dispositions and exchanges:						0		0	0	0	0	0
Net for: FURN						67,309		0	0	38,014	7,600	45,614
LIMP												
000170		KITCHEN ARE	7/20/2000	SL / N/A	7.0000	2,470	100.0000	0	0	954	353	1,307
000720		Office Renova	2/26/2003	SL / N/A	7.0000	854	100.0000	0	0	290	122	412
000790		Office Window	5/21/2003	SL / N/A	7.0000	1,239	100.0000	0	0	545	177	722
001015		Manayunk Re-	4/18/2006	M / MQ	10.0000	3,325	100.0000	0	0	83	648	731
001016		Manayunk Rer	4/18/2006	M / MQ	10.0000	3,878	100.0000	0	0	97	756	853
001019		220 AMP Serv	5/8/2006	M / MQ	10.0000	450	100.0000	0	0	11	88	99
001020		Manayunk Rer	5/8/2006	M / MQ	10.0000	1,150	100.0000	0	0	29	224	253
001022		Electrical Winr	6/23/2006	M / MQ	10.0000	1,475	100.0000	0	0	37	288	325
Subtotal: LIMP						14,841		0	0	2,046	2,656	4,702
Less dispositions and exchanges:						0		0	0	0	0	0
Net for: LIMP						14,841		0	0	2,046	2,656	4,702
Subtotal:						231,580		0	0	136,215	25,768	161,983
Less dispositions and exchanges:						0		0	0	0	0	0
Grand Totals:						231,580		0	0	136,215	25,768	161,983