

Return of Organization Exempt From Income Tax

Department of the Treasury
Internal Revenue Service

Under section 501(c), 527, or 4947(a)(1) of the Internal Revenue Code (except black lung benefit trust or private foundation)

The organization may have to use a copy of this return to satisfy state reporting requirements.

Open to Public Inspection

A For the 2005 calendar year, or tax year beginning **JUL 1, 2005** and ending **JUN 30, 2006**

B Check if applicable <input type="checkbox"/> Address change <input type="checkbox"/> Name change <input type="checkbox"/> Initial return <input type="checkbox"/> Final return <input type="checkbox"/> Amended return <input type="checkbox"/> Application pending	Please use IRS label or print or type See Specific Instructions	C Name of organization THE CHILDREN'S HEALTH COUNCIL OF THE MID-PENINSULA		D Employer identification number 94-1312311
		Number and street (or P O box if mail is not delivered to street address) Room/suite 650 CLARK WAY		E Telephone number (650) 688-3685
		City or town, state or country, and ZIP + 4 PALO ALTO, CA 94304		F Accounting method: <input type="checkbox"/> Cash <input checked="" type="checkbox"/> Accrual <input type="checkbox"/> Other (specify)

Section 501(c)(3) organizations and 4947(a)(1) nonexempt charitable trusts must attach a completed Schedule A (Form 990 or 990-EZ).

H and I are not applicable to section 527 organizations.

H(a) Is this a group return for affiliates? Yes No

H(b) If "Yes," enter number of affiliates **N/A**

H(c) Are all affiliates included? **N/A** Yes No (If "No," attach a list)

H(d) Is this a separate return filed by an organization covered by a group ruling? Yes No

I Group Exemption Number **N/A**

G Website: **HTTP://WWW.CHCONLINE.ORG**

J Organization type (check only one) 501(c) (3) (insert no) 4947(a)(1) or 527

K Check here if the organization's gross receipts are normally not more than \$25,000. The organization need not file a return with the IRS; but if the organization chooses to file a return, be sure to file a complete return. Some states require a complete return.

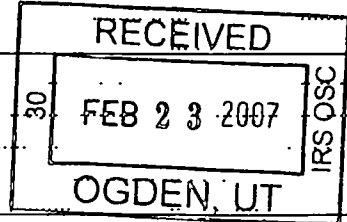
L Gross receipts: Add lines 6b, 8b, 9b, and 10b to line 12 **26,773,932.**

M Check if the organization is not required to attach Sch B (Form 990, 990-EZ, or 990-PF)

Part I Revenue, Expenses, and Changes in Net Assets or Fund Balances

Revenue SCANNED MAR 13 2007

1	Contributions, grfts, grants, and similar amounts received					
a	Direct public support	1a	2,221,968.			
b	Indirect public support	1b				
c	Government contributions (grants)	1c				
d	Total (add lines 1a through 1c) (cash \$ 2,221,968. noncash \$)	1d				2,221,968.
2	Program service revenue including government fees and contracts (from Part VII, line 93)	2				7,281,341.
3	Membership dues and assessments	3				
4	Interest on savings and temporary cash investments	4				16,016.
5	Dividends and interest from securities	5				813,386.
6 a	Gross rents	6a				
b	Less rental expenses	6b				
c	Net rental income or (loss) (subtract line 6b from line 6a)	6c				
7	Other investment income (describe)	7				
8 a	Gross amount from sales of assets other than inventory	(A) Securities	13,508,559.	8a	(B) Other	
b	Less cost or other basis and sales expenses		10,747,181.	8b	568.	
c	Gain or (loss) (attach schedule)		2,761,378.	8c	<568.>	
d	Net gain or (loss) (combine line 8c, columns (A) and (B))	STMT 1		STMT 2		2,760,810.
9	Special events and activities (attach schedule) If any amount is from gaming, check here <input type="checkbox"/>					
a	Gross revenue (not including \$ 0. of contributions reported on line 1a)	9a	1,367,226.			
b	Less direct expenses other than fundraising expenses	9b	631,519.			
c	Net income or (loss) from special events (subtract line 9b from line 9a)	9c			SEE STATEMENT 3	735,707.
10 a	Gross sales of inventory, less returns and allowances	10a				
b	Less cost of goods sold	10b				
c	Gross profit or (loss) from sales of inventory (attach schedule) (subtract line 10b from line 10a)	10c				
11	Other revenue (from Part VII, line 103)	11				1,565,436.
12	Total revenue (add lines 1d, 2, 3, 4, 5, 6c, 7, 8d, 9c, 10c, and 11)	12				15,394,664.
13	Program services (from line 44, column (B))	13				8,532,344.
14	Management and general (from line 44, column (C))	14				2,944,761.
15	Fundraising (from line 44, column (D))	15				385,553.
16	Payments to affiliates (attach schedule)	16				
17	Total expenses (add lines 16 and 44, column (A))	17				11,862,658.
18	Excess or (deficit) for the year (subtract line 17 from line 12)	18				3,532,006.
19	Net assets or fund balances at beginning of year (from line 73, column (A))	19				36,841,617.
20	Other changes in net assets or fund balances (attach explanation)	20			SEE STATEMENT 4	<1,208,912.>
21	Net assets or fund balances at end of year (combine lines 18, 19, and 20)	21				39,164,711.



515

**THE CHILDREN'S HEALTH COUNCIL
OF THE MID-PENINSULA**

Form 990 (2005)

94-1312311 Page 2

**Part II Statement of
Functional Expenses**

All organizations must complete column (A) Columns (B), (C), and (D) are required for section 501(c)(3) and (4) organizations and section 4947(a)(1) nonexempt charitable trusts but optional for others.

Do not include amounts reported on line 6b, 8b, 9b, 10b, or 16 of Part I.	(A) Total	(B) Program services	(C) Management and general	(D) Fundraising
22 Grants and allocations (attach schedule) (cash \$ <u>0</u> • noncash \$ <u>0</u> .) If this amount includes foreign grants, check here <input type="checkbox"/>				
23 Specific assistance to individuals (attach schedule)				
24 Benefits paid to or for members (attach schedule)				
25 Compensation of officers, directors, etc. **	1,221,789.	617,477.	468,280.	136,032.
26 Other salaries and wages	5,657,297.	4,548,866.	1,020,638.	87,793.
27 Pension plan contributions	179,000.	136,040.	39,380.	3,580.
28 Other employee benefits	1,159,994.	833,220.	272,889.	53,885.
29 Payroll taxes	509,626.	378,600.	113,903.	17,123.
30 Professional fundraising fees				
31 Accounting fees	46,409.		46,409.	
32 Legal fees	23,482.	873.	22,609.	
33 Supplies	384,677.	225,067.	149,835.	9,775.
34 Telephone				
35 Postage and shipping	32,784.	10,250.	17,625.	4,909.
36 Occupancy	86,000.	64,189.	18,871.	2,940.
37 Equipment rental and maintenance				
38 Printing and publications	50,473.	11,165.	29,607.	9,701.
39 Travel	107,651.	72,648.	32,584.	2,419.
40 Conferences, conventions, and meetings	21,897.	14,101.	7,754.	42.
41 Interest				
42 Depreciation, depletion, etc. (attach schedule)	410,461.	303,251.	93,696.	13,514.
43 Other expenses not covered above (itemize):				
a				
b				
c				
d				
e				
f				
g SEE STATEMENT 5	1,971,118.	1,316,597.	610,681.	43,840.
44 Total functional expenses. Add lines 22 through 43. (Organizations completing columns (B)-(D), carry these totals to lines 13-15)	11,862,658.	8,532,344.	2,944,761.	385,553.

Joint Costs. Check if you are following SOP 98-2.

Are any joint costs from a combined educational campaign and fundraising solicitation reported in (B) Program services? Yes No
 If "Yes," enter (i) the aggregate amount of these joint costs \$ N/A, (ii) the amount allocated to Program services \$ N/A,
 (iii) the amount allocated to Management and general \$ N/A, and (iv) the amount allocated to Fundraising \$ N/A

Form 990 (2005)

** SEE STATEMENT 6

**THE CHILDREN'S HEALTH COUNCIL
OF THE MID-PENINSULA**

Form 990 (2005)

94-1312311 Page 4

Part IV Balance Sheets (See the instructions.)

Note: Where required, attached schedules and amounts within the description column should be for end-of-year amounts only.

		(A) Beginning of year		(B) End of year	
Assets	45	Cash - non-interest-bearing	609,310.	45	198,701.
	46	Savings and temporary cash investments	154,157.	46	374,806.
	47 a	Accounts receivable	3,522,687.		
		b Less: allowance for doubtful accounts	262,706.		
			2,307,355.	47c	3,259,981.
	48 a	Pledges receivable	1,948,086.		
		b Less: allowance for doubtful accounts			
			3,191,519.	48c	1,948,086.
	49	Grants receivable		49	
	50	Receivables from officers, directors, trustees, and key employees		50	
	51 a	Other notes and loans receivable			
		b Less: allowance for doubtful accounts			
				51c	
	52	Inventories for sale or use		52	
	53	Prepaid expenses and deferred charges	153,268.	53	135,411.
54	Investments - securities STMT 8 <input type="checkbox"/> Cost <input checked="" type="checkbox"/> FMV	23,526,999.	54	26,436,301.	
55 a	Investments - land, buildings, and equipment: basis				
	b Less: accumulated depreciation				
			55c		
56	Investments - other		56		
57 a	Land, buildings, and equipment: basis	11,115,965.			
	b Less: accumulated depreciation	3,409,409.			
		7,953,891.	57c	7,706,556.	
58	Other assets (describe <input type="checkbox"/>)		58		
59	Total assets (must equal line 74). Add lines 45 through 58	37,896,499.	59	40,059,842.	
Liabilities	60	Accounts payable and accrued expenses	1,054,882.	60	895,131.
	61	Grants payable		61	
	62	Deferred revenue		62	
	63	Loans from officers, directors, trustees, and key employees		63	
	64 a	Tax-exempt bond liabilities		64a	
		b Mortgages and other notes payable		64b	
	65	Other liabilities (describe <input type="checkbox"/>)		65	
66	Total liabilities. Add lines 60 through 65)	1,054,882.	66	895,131.	
Net Assets or Fund Balances	Organizations that follow SFAS 117, check here <input checked="" type="checkbox"/> and complete lines 67 through 69 and lines 73 and 74.				
	67	Unrestricted	17,889,962.	67	19,963,570.
	68	Temporarily restricted	760,135.	68	731,156.
	69	Permanently restricted	18,191,520.	69	18,469,985.
	Organizations that do not follow SFAS 117, check here <input type="checkbox"/> and complete lines 70 through 74.				
	70	Capital stock, trust principal, or current funds		70	
	71	Paid-in or capital surplus, or land, building, and equipment fund		71	
	72	Retained earnings, endowment, accumulated income, or other funds		72	
73	Total net assets or fund balances (add lines 67 through 69 or lines 70 through 72; column (A) must equal line 19; column (B) must equal line 21)	36,841,617.	73	39,164,711.	
74	Total liabilities and net assets/fund balances. Add lines 66 and 73	37,896,499.	74	40,059,842.	

Form 990 (2005)

**THE CHILDREN'S HEALTH COUNCIL
OF THE MID-PENINSULA**

Form 990 (2005)

94-1312311 Page 7

Part VI Other Information (continued)		Yes	No
82 a	Did the organization receive donated services or the use of materials, equipment, or facilities at no charge or at substantially less than fair rental value?	82a	<input checked="" type="checkbox"/>
	b If "Yes," you may indicate the value of these items here. Do not include this amount as revenue in Part I or as an expense in Part II. (See instructions in Part III.)		
	82b 251,441.		
83 a	Did the organization comply with the public inspection requirements for returns and exemption applications?	83a	<input checked="" type="checkbox"/>
	b Did the organization comply with the disclosure requirements relating to quid pro quo contributions?	83b	<input checked="" type="checkbox"/>
84 a	Did the organization solicit any contributions or gifts that were not tax deductible?	84a	<input checked="" type="checkbox"/>
	b If "Yes," did the organization include with every solicitation an express statement that such contributions or gifts were not tax deductible?	84b	<input type="checkbox"/>
	N/A		
85	501(c)(4), (5), or (6) organizations. a Were substantially all dues nondeductible by members?	85a	<input type="checkbox"/>
	b Did the organization make only in-house lobbying expenditures of \$2,000 or less? If "Yes" was answered to either 85a or 85b, do not complete 85c through 85h below unless the organization received a waiver for proxy tax owed for the prior year.	85b	<input type="checkbox"/>
	N/A		
	c Dues, assessments, and similar amounts from members	85c	<input type="checkbox"/>
	N/A		
	d Section 162(e) lobbying and political expenditures	85d	<input type="checkbox"/>
	N/A		
	e Aggregate nondeductible amount of section 6033(e)(1)(A) dues notices	85e	<input type="checkbox"/>
	N/A		
	f Taxable amount of lobbying and political expenditures (line 85d less 85e)	85f	<input type="checkbox"/>
	N/A		
	g Does the organization elect to pay the section 6033(e) tax on the amount on line 85f?	85g	<input type="checkbox"/>
	N/A		
	h If section 6033(e)(1)(A) dues notices were sent, does the organization agree to add the amount on line 85f to its reasonable estimate of dues allocable to nondeductible lobbying and political expenditures for the following tax year?	85h	<input type="checkbox"/>
	N/A		
86	501(c)(7) organizations. Enter: a Initiation fees and capital contributions included on line 12	86a	<input type="checkbox"/>
	N/A		
	b Gross receipts, included on line 12, for public use of club facilities	86b	<input type="checkbox"/>
	N/A		
87	501(c)(12) organizations. Enter: a Gross income from members or shareholders	87a	<input type="checkbox"/>
	N/A		
	b Gross income from other sources. (Do not net amounts due or paid to other sources against amounts due or received from them.)	87b	<input type="checkbox"/>
	N/A		
88	At any time during the year, did the organization own a 50% or greater interest in a taxable corporation or partnership, or an entity disregarded as separate from the organization under Regulations sections 301.7701-2 and 301.7701-3? If "Yes," complete Part IX	88	<input checked="" type="checkbox"/>
89 a	501(c)(3) organizations. Enter: Amount of tax imposed on the organization during the year under: section 4911 ▶ 0., section 4912 ▶ 0., section 4955 ▶ 0.		
	b 501(c)(3) and 501(c)(4) organizations. Did the organization engage in any section 4958 excess benefit transaction during the year or did it become aware of an excess benefit transaction from a prior year? If "Yes," attach a statement explaining each transaction	89b	<input checked="" type="checkbox"/>
	c Enter: Amount of tax imposed on the organization managers or disqualified persons during the year under sections 4912, 4955, and 4958		<input type="checkbox"/>
	▶ 0.		
	d Enter: Amount of tax on line 89c, above, reimbursed by the organization		<input type="checkbox"/>
	▶ 0.		
90 a	List the states with which a copy of this return is filed ▶ CA		
	b Number of employees employed in the pay period that includes March 12, 2005	90b	<input type="checkbox"/>
	123		
91 a	The books are in care of ▶ ANDRES SIERRA Telephone no ▶ (650) 688-3685 Located at ▶ 650 CLARK WAY, PALO ALTO, CA ZIP + 4 ▶ 94304		
	b At any time during the calendar year, did the organization have an interest in or a signature or other authority over a financial account in a foreign country (such as a bank account, securities account, or other financial account)? If "Yes," enter the name of the foreign country ▶ N/A See the instructions for exceptions and filing requirements for Form TD F 90-22.1, Report of Foreign Bank and Financial Accounts.	91b	<input checked="" type="checkbox"/>
	c At any time during the calendar year, did the organization maintain an office outside of the United States? If "Yes," enter the name of the foreign country ▶ N/A	91c	<input checked="" type="checkbox"/>
92	Section 4947(a)(1) nonexempt charitable trusts filing Form 990 in lieu of Form 1041- Check here and enter the amount of tax-exempt interest received or accrued during the tax year	92	<input type="checkbox"/>
	N/A		

Form 990 (2005)

**THE CHILDREN'S HEALTH COUNCIL
OF THE MID-PENINSULA**

Form 990 (2005)

94-1312311 Page 8

Part VII Analysis of Income-Producing Activities (See the instructions.)

	Unrelated business income		Excluded by section 512, 513, or 514		(E) Related or exempt function income
	(A) Business code	(B) Amount	(C) Exclu- sion code	(D) Amount	
93 Program service revenue:					
a PATIENT FEES					2,908,219.
b SCHOOL DISTRICT FUNDING					4,373,122.
c					
d					
e					
f Medicare/Medicaid payments					
g Fees and contracts from government agencies					
94 Membership dues and assessments					
95 Interest on savings and temporary cash investments			14	16,016.	
96 Dividends and interest from securities			14	813,386.	
97 Net rental income or (loss) from real estate:					
a debt-financed property					
b not debt-financed property					
98 Net rental income or (loss) from personal property					
99 Other investment income					
100 Gain or (loss) from sales of assets other than inventory			18	2,760,810.	
101 Net income or (loss) from special events					735,707.
102 Gross profit or (loss) from sales of inventory					
103 Other revenue:					
a COUNTY CONTRACTS					1,430,539.
b OTHER INCOME					134,897.
c					
d					
e					
104 Subtotal (add columns (B), (D), and (E))		0.		3,590,212.	9,582,484.
105 Total (add line 104, columns (B), (D), and (E))					13,172,696.

Note: Line 105 plus line 1d, Part I, should equal the amount on line 12, Part I.

Part VIII Relationship of Activities to the Accomplishment of Exempt Purposes (See the instructions.)

Line No.	Explain how each activity for which income is reported in column (E) of Part VII contributed importantly to the accomplishment of the organization's exempt purposes (other than by providing funds for such purposes)
▼	SEE STATEMENT 12



Part IX Information Regarding Taxable Subsidiaries and Disregarded Entities (See the instructions.)

(A) Name, address, and EIN of corporation, partnership, or disregarded entity	(B) Percentage of ownership interest	(C) Nature of activities	(D) Total income	(E) End-of-year assets
N/A	%			
	%			
	%			
	%			

Part X Information Regarding Transfers Associated with Personal Benefit Contracts (See the instructions.)

- (a) Did the organization, during the year, receive any funds, directly or indirectly, to pay premiums on a personal benefit contract? Yes No
- (b) Did the organization, during the year, pay premiums, directly or indirectly, on a personal benefit contract? Yes No

Note: If "Yes" to (b), file Form 8870 and Form 4720 (see instructions).

Please Sign Here	Under penalties of perjury, I declare that I have examined this return, including accompanying schedules and statements, and to the best of my knowledge and belief, it is true, correct, and complete. Declaration of preparer (other than officer) is based on all information of which preparer has any knowledge.			
	 Signature of officer	12/6/07 Date	Stephen Jaffe, CEO Type or print name and title	
Paid Preparer's Use Only	Preparer's signature	 FRANK, RIMERMAN & CO. LLP	Date 2/12/07	Check if self- employed <input type="checkbox"/>
	Firm's name (or yours if self-employed), address, and ZIP + 4	1801 PAGE MILL ROAD PALO ALTO, CA 94304	EIN	Phone no. (650) 845-8100

Form 990 (2005)

SCHEDULE A
(Form 990 or 990-EZ)

Department of the Treasury
Internal Revenue Service

Organization Exempt Under Section 501(c)(3)

(Except Private Foundation) and Section 501(e), 501(f), 501(k),
501(n), or 4947(a)(1) Nonexempt Charitable Trust

Supplementary Information--(See separate instructions.)
▶ **MUST be completed by the above organizations and attached to their Form 990 or 990-EZ**

OMB No 1545-0047

2005

Name of the organization **THE CHILDREN'S HEALTH COUNCIL
OF THE MID-PENINSULA** Employer identification number
94 1312311

Part I Compensation of the Five Highest Paid Employees Other Than Officers, Directors, and Trustees
(See page 1 of the instructions. List each one. If there are none, enter "None")

(a) Name and address of each employee paid more than \$50,000	(b) Title and average hours per week devoted to position	(c) Compensation	(d) Contributions to employee benefit plans & deferred compensation	(e) Expense account and other allowances
TINIA BROCKMAN DETAIL AVAILABLE UPON REQUEST.	SCHOOL CLINICAL MGR 40.00	84,094.	17,996.	
NANCY SULLIVAN DETAIL AVAILABLE UPON REQUEST.	PSYCHOLOGIST 40.00	86,100.	18,425.	
APRIL DAUGHERTY DETAIL AVAILABLE UPON REQUEST.	IT MANAGER 40.00	86,701.	18,554.	
LYDIA FLASHER DETAIL AVAILABLE UPON REQUEST.	PSYCHOLOGY DIRECTOR 40.00	88,522.	18,944.	
JOAN BARAN DETAIL AVAILABLE UPON REQUEST.	MENTAL HLTH DIRECTOR 40.00	90,262.	19,316.	
Total number of other employees paid over \$50,000 ▶	0			

Part II-A Compensation of the Five Highest Paid Independent Contractors for Professional Services
(See page 2 of the instructions. List each one (whether individuals or firms). If there are none, enter "None")

(a) Name and address of each independent contractor paid more than \$50,000	(b) Type of service	(c) Compensation
NONE		
Total number of others receiving over \$50,000 for professional services ▶	0	

Part II-B Compensation of the Five Highest Paid Independent Contractors for Other Services
(List each contractor who performed services other than professional services, whether individuals or firms. If there are none, enter "None." See page 2 of the instructions.)

(a) Name and address of each independent contractor paid more than \$50,000	(b) Type of service	(c) Compensation
NONE		
Total number of other contractors receiving over \$50,000 for other services ▶	0	

THE CHILDREN'S HEALTH COUNCIL

Part III Statements About Activities (See page 2 of the instructions)

	Yes	No
1 During the year, has the organization attempted to influence national, state, or local legislation, including any attempt to influence public opinion on a legislative matter or referendum? If "Yes," enter the total expenses paid or incurred in connection with the lobbying activities \blacktriangleright \$ _____ \$ _____ (Must equal amounts on line 38, Part VI-A, or line i of Part VI-B) Organizations that made an election under section 501(h) by filing Form 5768 must complete Part VI-A Other organizations checking "Yes" must complete Part VI-B AND attach a statement giving a detailed description of the lobbying activities	1	X
2 During the year, has the organization, either directly or indirectly, engaged in any of the following acts with any substantial contributors, trustees, directors, officers, creators, key employees, or members of their families, or with any taxable organization with which any such person is affiliated as an officer, director, trustee, majority owner, or principal beneficiary? (If the answer to any question is "Yes," attach a detailed statement explaining the transactions.)		
a Sale, exchange, or leasing of property?	2a	X
b Lending of money or other extension of credit?	2b	X
c Furnishing of goods, services, or facilities?	2c	X
d Payment of compensation (or payment or reimbursement of expenses if more than \$1,000)? SEE STATEMENT 13	2d	X
e Transfer of any part of its income or assets?	2e	X
3 a Do you make grants for scholarships, fellowships, student loans, etc.? (If "Yes," attach an explanation of how you determine that recipients qualify to receive payments)	3a	X
b Do you have a section 403(b) annuity plan for your employees?	3b	X
c During the year, did the organization receive a contribution of qualified real property interest under section 170(h)?	3c	X
4 a Did you maintain any separate account for participating donors where donors have the right to provide advice on the use or distribution of funds?	4a	X
b Do you provide credit counseling, debt management, credit repair, or debt negotiation services?	4b	X

Part IV Reason for Non-Private Foundation Status (See pages 3 through 6 of the instructions)

The organization is not a private foundation because it is (Please check only ONE applicable box.)

- 5 A church, convention of churches, or association of churches Section 170(b)(1)(A)(i)
- 6 A school. Section 170(b)(1)(A)(ii) (Also complete Part V.)
- 7 A hospital or a cooperative hospital service organization. Section 170(b)(1)(A)(iii)
- 8 A Federal, state, or local government or governmental unit Section 170(b)(1)(A)(v).
- 9 A medical research organization operated in conjunction with a hospital. Section 170(b)(1)(A)(iii) Enter the hospital's name, city, and state \blacktriangleright _____
- 10 An organization operated for the benefit of a college or university owned or operated by a governmental unit Section 170(b)(1)(A)(iv) (Also complete the Support Schedule in Part IV-A)
- 11a An organization that normally receives a substantial part of its support from a governmental unit or from the general public Section 170(b)(1)(A)(vi) (Also complete the Support Schedule in Part IV-A)
- 11b A community trust. Section 170(b)(1)(A)(vi). (Also complete the Support Schedule in Part IV-A)
- 12 An organization that normally receives (1) more than 33 1/3% of its support from contributions, membership fees, and gross receipts from activities related to its charitable, etc., functions - subject to certain exceptions, and (2) no more than 33 1/3% of its support from gross investment income and unrelated business taxable income (less section 511 tax) from businesses acquired by the organization after June 30, 1975 See section 509(a)(2) (Also complete the Support Schedule in Part IV-A)
- 13 An organization that is not controlled by any disqualified persons (other than foundation managers) and supports organizations described in: (1) lines 5 through 12 above, or (2) sections 501(c)(4), (5), or (6), if they meet the test of section 509(a)(2) Check the box that describes the type of supporting organization: Type 1 Type 2 Type 3

Provide the following information about the supported organizations. (See page 6 of the instructions)

(a) Name(s) of supported organization(s)	(b) Line number from above

- 14 An organization organized and operated to test for public safety Section 509(a)(4) (See page 6 of the instructions.)

THE CHILDREN'S HEALTH COUNCIL

Part IV-A Support Schedule (Complete only if you checked a box on line 10, 11, or 12.) Use cash method of accounting. **N/A**
 Note: You may use the worksheet in the instructions for converting from the accrual to the cash method of accounting.

Calendar year (or fiscal year beginning in)	(a) 2004	(b) 2003	(c) 2002	(d) 2001	(e) Total
15 Gifts, grants, and contributions received (Do not include unusual grants. See line 28.)					
16 Membership fees received					
17 Gross receipts from admissions, merchandise sold or services performed, or furnishing of facilities in any activity that is related to the organization's charitable, etc., purpose					
18 Gross income from interest, dividends, amounts received from payments on securities loans (section 512(a)(5)), rents, royalties, and unrelated business taxable income (less section 511 taxes) from businesses acquired by the organization after June 30, 1975					
19 Net income from unrelated business activities not included in line 18					
20 Tax revenues levied for the organization's benefit and either paid to it or expended on its behalf					
21 The value of services or facilities furnished to the organization by a governmental unit without charge. Do not include the value of services or facilities generally furnished to the public without charge					
22 Other income Attach a schedule Do not include gain or (loss) from sale of capital assets					
23 Total of lines 15 through 22	0.	0.	0.	0.	0.
24 Line 23 minus line 17					
25 Enter 1% of line 23					
26 Organizations described on lines 10 or 11: a Enter 2% of amount in column (e), line 24					26a N/A
b Prepare a list for your records to show the name of and amount contributed by each person (other than a governmental unit or publicly supported organization) whose total gifts for 2001 through 2004 exceeded the amount shown in line 26a. Do not file this list with your return. Enter the total of all these excess amounts					26b N/A
c Total support for section 509(a)(1) test Enter line 24, column (e)					26c N/A
d Add Amounts from column (e) for lines 18 _____ 19 _____ 22 _____ 26b _____					26d N/A
e Public support (line 26c minus line 26d total)					26e N/A
f Public support percentage (line 26e (numerator) divided by line 26c (denominator))					26f N/A %
27 Organizations described on line 12: a For amounts included in lines 15, 16, and 17 that were received from a "disqualified person," prepare a list for your records to show the name of, and total amounts received in each year from, each "disqualified person." Do not file this list with your return. Enter the sum of such amounts for each year (2004) _____ (2003) _____ (2002) _____ (2001) _____					
b For any amount included in line 17 that was received from each person (other than "disqualified persons"), prepare a list for your records to show the name of, and amount received for each year, that was more than the larger of (1) the amount on line 25 for the year or (2) \$5,000 (Include in the list organizations described in lines 5 through 11b, as well as individuals.) Do not file this list with your return. After computing the difference between the amount received and the larger amount described in (1) or (2), enter the sum of these differences (the excess amounts) for each year: (2004) _____ (2003) _____ (2002) _____ (2001) _____					
c Add Amounts from column (e) for lines. 15 _____ 16 _____ 17 _____ 20 _____ 21 _____					27c N/A
d Add. Line 27a total _____ and line 27b total _____					27d N/A
e Public support (line 27c total minus line 27d total)					27e N/A
f Total support for section 509(a)(2) test: Enter amount on line 23, column (e) 27f N/A					
g Public support percentage (line 27e (numerator) divided by line 27f (denominator))					27g N/A %
h Investment income percentage (line 18, column (e) (numerator) divided by line 27f (denominator))					27h N/A %

28 Unusual Grants: For an organization described in line 10, 11, or 12 that received any unusual grants during 2001 through 2004, prepare a list for your records to show, for each year, the name of the contributor, the date and amount of the grant, and a brief description of the nature of the grant. Do not file this list with your return. Do not include these grants in line 15.

THE CHILDREN'S HEALTH COUNCIL

Part V Private School Questionnaire (See page 7 of the instructions.)

N/A

(To be completed ONLY by schools that checked the box on line 6 in Part IV)

		Yes	No
29	Does the organization have a racially nondiscriminatory policy toward students by statement in its charter, bylaws, other governing instrument, or in a resolution of its governing body?		
30	Does the organization include a statement of its racially nondiscriminatory policy toward students in all its brochures, catalogues, and other written communications with the public dealing with student admissions, programs, and scholarships?		
31	Has the organization publicized its racially nondiscriminatory policy through newspaper or broadcast media during the period of solicitation for students, or during the registration period if it has no solicitation program, in a way that makes the policy known to all parts of the general community it serves? If "Yes," please describe, if "No," please explain (If you need more space, attach a separate statement)		
<hr/> <hr/> <hr/>			
32	Does the organization maintain the following		
a	Records indicating the racial composition of the student body, faculty, and administrative staff?	32a	
b	Records documenting that scholarships and other financial assistance are awarded on a racially nondiscriminatory basis?	32b	
c	Copies of all catalogues, brochures, announcements, and other written communications to the public dealing with student admissions, programs, and scholarships?	32c	
d	Copies of all material used by the organization or on its behalf to solicit contributions? If you answered "No" to any of the above, please explain. (If you need more space, attach a separate statement)	32d	
<hr/> <hr/> <hr/>			
33	Does the organization discriminate by race in any way with respect to		
a	Students' rights or privileges?	33a	
b	Admissions policies?	33b	
c	Employment of faculty or administrative staff?	33c	
d	Scholarships or other financial assistance?	33d	
e	Educational policies?	33e	
f	Use of facilities?	33f	
g	Athletic programs?	33g	
h	Other extracurricular activities? If you answered "Yes" to any of the above, please explain. (If you need more space, attach a separate statement.)	33h	
<hr/> <hr/> <hr/>			
34 a	Does the organization receive any financial aid or assistance from a governmental agency?	34a	
b	Has the organization's right to such aid ever been revoked or suspended? If you answered "Yes" to either 34a or b, please explain using an attached statement	34b	
35	Does the organization certify that it has complied with the applicable requirements of sections 4 01 through 4.05 of Rev. Proc 75-50, 1975-2 C B 587, covering racial nondiscrimination? If "No," attach an explanation	35	

THE CHILDREN'S HEALTH COUNCIL

Part VI-A Lobbying Expenditures by Electing Public Charities (See page 9 of the instructions)

N/A

(To be completed ONLY by an eligible organization that filed Form 5768)

Check a if the organization belongs to an affiliated group

Check b if you checked "a" and "limited control" provisions apply.

Limits on Lobbying Expenditures		(a) Affiliated group totals	(b) To be completed for ALL electing organizations
(The term "expenditures" means amounts paid or incurred)		N/A	
36	Total lobbying expenditures to influence public opinion (grassroots lobbying)	36	
37	Total lobbying expenditures to influence a legislative body (direct lobbying)	37	
38	Total lobbying expenditures (add lines 36 and 37)	38	
39	Other exempt purpose expenditures	39	
40	Total exempt purpose expenditures (add lines 38 and 39)	40	
41	Lobbying nontaxable amount. Enter the amount from the following table -	41	
If the amount on line 40 is -			
Not over \$500,000			
Over \$500,000 but not over \$1,000,000			
Over \$1,000,000 but not over \$1,500,000			
Over \$1,500,000 but not over \$17,000,000			
The lobbying nontaxable amount is -			
20% of the amount on line 40			
\$100,000 plus 15% of the excess over \$500,000			
\$175,000 plus 10% of the excess over \$1,000,000			
\$225,000 plus 5% of the excess over \$1,500,000			
\$1,000,000			
42	Grassroots nontaxable amount (enter 25% of line 41)	42	
43	Subtract line 42 from line 36. Enter -0- if line 42 is more than line 36	43	
44	Subtract line 41 from line 38. Enter -0- if line 41 is more than line 38	44	

Caution: If there is an amount on either line 43 or line 44, you must file Form 4720.

4-Year Averaging Period Under Section 501(h)

(Some organizations that made a section 501(h) election do not have to complete all of the five columns below. See the instructions for lines 45 through 50 on page 11 of the instructions.)

Calendar year (or fiscal year beginning in)	Lobbying Expenditures During 4-Year Averaging Period				N/A
	(a) 2005	(b) 2004	(c) 2003	(d) 2002	(e) Total
45	Lobbying nontaxable amount				0.
46	Lobbying ceiling amount (150% of line 45(e))				0.
47	Total lobbying expenditures				0.
48	Grassroots nontaxable amount				0.
49	Grassroots ceiling amount (150% of line 48(e))				0.
50	Grassroots lobbying expenditures				0.

Part VI-B Lobbying Activity by Nonelecting Public Charities

(For reporting only by organizations that did not complete Part VI-A) (See page 11 of the instructions)

N/A

During the year, did the organization attempt to influence national, state or local legislation, including any attempt to influence public opinion on a legislative matter or referendum, through the use of:

- a Volunteers
- b Paid staff or management (include compensation in expenses reported on lines c through h.)
- c Media advertisements
- d Mailings to members, legislators, or the public
- e Publications, or published or broadcast statements
- f Grants to other organizations for lobbying purposes
- g Direct contact with legislators, their staffs, government officials, or a legislative body
- h Rallies, demonstrations, seminars, conventions, speeches, lectures, or any other means
- i Total lobbying expenditures. (Add lines c through h.)

Yes	No	Amount
		0.

If "Yes" to any of the above, also attach a statement giving a detailed description of the lobbying activities.

SCHEDULE B CONTRIBUTIONS DETAIL

Gifts over \$5,000 Between July 1, 2005 and June 30, 2006 (FY 05 - 06)

Name	Address	City	State	Amount
				5,000
				10,283
				30,000
				10,000
				15,000
				5,000
				20,000
				5,000
				5,000
				10,000
				5,000
				5,000
				10,000
				5,000
				10,000
				316,000
				5,000
				5,000
				5,000
				5,000
				10,000
				15,000
				10,000
				250,000
				8,848
				13,500
				5,000
				5,000
				5,000
				8,950
				7,500
				50,000
				100,000
				5,000
				5,000
				222,118
				15,000
				8,600
				10,000
				10,000
				5,000
				7,500
				8,800
				10,000
				10,000
				5,000
				5,000
				5,000
				5,073
				10,000
				12,000
				98,154
				5,000
				8,600
				5,000

Gifts over \$5,000 Between July 1, 2005 and June 30, 2006 (FY 05 - 06)

Name	Address	City	State	Zip	Amount	
					5 15,000	
					2 10,000	
					2 5,000	
					2 5,000	
					7 20,000	
					7 10,000	
					7 5,000	
					5 50,000	
					9 5,000	
					5 10,000	
					2 10,000	
					9 25,000	
					9 13,500	
					5 5,000	
					2 17,250	
					1 15,000	
					3 5,000	
					5 10,000	
					5 5,000	
					0 75,000	
					7 7,500	
					3 7,500	
					1 5,000	
					3 9,750	
					1 24,177	
					0 5,000	
					1 5,000	
					5 25,000	
					1 5,000	
					7 8,600	
					5 11,018	
					3 10,268	
					3 12,000	
					1 42,585	
					5 12,000	
					2 50,000	
					5 15,000	
					5 5,000	
					5 20,000	
					3 5,000	
					1 25,000	
					1 10,000	
					7 5,000	
					5 5,000	
					Total	2,080,892

Summer Symphony FY 05-06 In-Kind Donations

Organization	First Name	Last Name	Street	City	St.	Zip	Donation Description	Donation Value	Number of Concert Tickets Received	Ticket Value
							Wine for Donor Reception	\$1,200	2 Chair	\$150
							EMT services	\$500	12 Lawn	\$600
							Wine for Donor Reception	\$800	2 Chair	\$150
							Ad space	\$2,150	4 Lawn	\$100
							2 quarter page ads	\$5,600	0	n/a
							Coffee carts at Frost	\$600	10 Lawn	\$500
							Wine for Donor Reception	\$864	2 Chair	\$150
							Two ads	\$2,586	5 Chair/ Reception	\$375
							Advertising campaign	\$38,000	60 Lawn Reception	\$3,000
							Grocery bag promotion	\$1,500	0	n/a
							Wine for Donor Reception	\$792	2 Chair	\$150
							Rooms for artists	\$10,150	35 Chair	\$2,625
							Limo service for artist	\$600	14 Lawn	\$700
							Full page ad	\$4,390	20 Lawn	\$1,000
							Donuts for volunteers	\$25	0	n/a
							Van rental	\$300	12 Lawn	\$600
							Catering for Donor Reception	\$2,290	10 Chair/ 35Lawn	\$2,500
							On air event promotion	\$26,500	30 Lawn	\$1,500
							Emcee, TV promo spots	\$36,000	10 Lawn	\$500
							Videography services	\$1,000	0	n/a
							various magazines	\$20,750	0	n/a

Miles Keep	Photography	Miles	Keep							
	Photography							\$1,000	8 Lawn	\$400
	Wine for Donor Reception							\$800	2 Chair	\$150
	Ad space							\$450	10 Lawn	\$500
1	Coffee for volunteers							\$50	4 Lawn	\$200
	Wine for Donor Reception							\$1,320	2 Chair	\$150
	Wine for Donor Reception							\$800	2 Chair	\$150
	40 cases of water for volunteers							\$160	0	n/a
	Discount of 40 gas of ice							\$480	6 Lawn	\$300
0	Ad space							\$63,244	10 Chair/ 22 Lawn	\$1,850
2	Event security							\$5,000	0	n/a
0	Lollipops							\$2,600	0	n/a
8	for Donor Reception							\$480	8 Lawn	\$400
1	Flowers for stage							\$250	12 Lawn	\$600
5	Full Page Ad							\$32,720	0	n/a
	Wine for Donor Reception							\$540	2 Chair	\$150
	Donation of sparkling water							\$180	0	n/a
	Five ads							\$3,300	11 Lawn	\$550
	Wine for Donor Reception							\$1,620	2 Chair	\$150
	Total							\$271,591		\$20,150
	Services Provided							-\$20,150		
	Net							\$251,441		

FORM 990 GAIN (LOSS) FROM PUBLICLY TRADED SECURITIES STATEMENT 1

DESCRIPTION	GROSS SALES PRICE	COST OR OTHER BASIS	EXPENSE OF SALE	NET GAIN OR (LOSS)
BERNSTEIN #037-70782	1,525,988.	1,529,501.	0.	<3,513.>
BERNSTEIN #888-03816	2,249,517.	1,639,635.	0.	609,882.
BERNSTEIN #888-03817	9,733,054.	7,578,045.	0.	2,155,009.
TO FORM 990, PART I, LINE 8	<u>13,508,559.</u>	<u>10,747,181.</u>	<u>0.</u>	<u>2,761,378.</u>

FORM 990 GAIN (LOSS) FROM SALE OF OTHER ASSETS STATEMENT 2

DESCRIPTION	DATE ACQUIRED	DATE SOLD	METHOD ACQUIRED		
EQUIPMENT	VARIOUS	06/30/06	PURCHASED		
NAME OF BUYER	GROSS SALES PRICE	COST OR OTHER BASIS	EXPENSE OF SALE	DEPREC	NET GAIN OR (LOSS)
	0.	347,060.	0.	346,492.	<568.>
TO FM 990, PART I, LN 8		347,060.	0.	346,492.	<568.>

FORM 990 SPECIAL EVENTS AND ACTIVITIES STATEMENT 3

DESCRIPTION OF EVENT	GROSS RECEIPTS	CONTRIBUT. INCLUDED	GROSS REVENUE	DIRECT EXPENSES	NET INCOME
AUXILIARY AND SPECIAL EVENTS	1367226.		1367226.	631519.	735,707.
TO FM 990, PART I, LINE 9	1367226.		1367226.	631519.	735,707.

FORM 990 OTHER CHANGES IN NET ASSETS OR FUND BALANCES STATEMENT 4

DESCRIPTION	AMOUNT
UNREALIZED DEPRECIATION OF MARKETABLE SECURITIES	<1,208,912.>
TOTAL TO FORM 990, PART I, LINE 20	<1,208,912.>

FORM 990

OTHER EXPENSES

STATEMENT 5

DESCRIPTION	(A) TOTAL	(B) PROGRAM SERVICES	(C) MANAGEMENT AND GENERAL	(D) FUNDRAISING
LOAN EXPENSE	<16,146.>		<16,146.>	
DUES AND MEMBERSHIPS	26,675.	13,987.	12,413.	275.
MARKETING FEES & ADVERTISING	286,374.	212,762.	58,504.	15,108.
CONSULTING FEES	214,577.	39,563.	174,358.	656.
TRANSCRIPTION EXPENSE	10,542.	10,542.		
TECHNICAL SUPPORT EXPENSE	211,591.	64,721.	146,145.	725.
BANK CHARGES	43,638.		43,638.	
UTILITIES & MAINTENANCE	431,922.	317,410.	101,012.	13,500.
INSURANCE	119,006.	41,105.	76,325.	1,576.
SCHOOL TRANSPORTATION	643,507.	643,507.		
OUTCOMES RESEARCH ALLOCATION	0.	<27,000.>	15,000.	12,000.
MISCELLANEOUS	<568.>		<568.>	
TOTAL TO FM 990, LN 43	1,971,118.	1,316,597.	610,681.	43,840.

FORM 990

OFFICER COMPENSATION ALLOCATION
PART II, LINE 25

STATEMENT 6

NAME OF OFFICER, ETC.	COMPENSATION	EMPLOYEE BEN. PLANS	EXPENSE ACCOUNTS	TOTALS
STEPHEN A. JOFFE	190,000.	40,660.		230,660.
A. PROGRAM SERVICES	76,000.	16,264.		92,264.
B. MANAGEMENT AND GENERAL	57,000.	12,198.		69,198.
C. FUNDRAISING	57,000.	12,198.		69,198.

NAME OF OFFICER, ETC.	COMPENSATION	EMPLOYEE BEN. PLANS	EXPENSE ACCOUNTS	TOTALS
GINA SESSIONS	141,750.	30,335.		172,085.
A. PROGRAM SERVICES	141,750.	30,335.		172,085.
B. MANAGEMENT AND GENERAL				
C. FUNDRAISING				

NAME OF OFFICER, ETC.	COMPENSATION	EMPLOYEE BEN. PLANS	EXPENSE ACCOUNTS	TOTALS
KAREN BRESLOW	90,000.	19,260.		109,260.
A. PROGRAM SERVICES	90,000.	19,260.		109,260.
B. MANAGEMENT AND GENERAL				
C. FUNDRAISING				

NAME OF OFFICER, ETC.	COMPENSATION	EMPLOYEE BEN. PLANS	EXPENSE ACCOUNTS	TOTALS
CAROL ROCUZZO	108,680.	23,258.		131,938.
A. PROGRAM SERVICES				
B. MANAGEMENT AND GENERAL	108,680.	23,258.		131,938.
C. FUNDRAISING				

NAME OF OFFICER, ETC.	COMPENSATION	EMPLOYEE BEN. PLANS	EXPENSE ACCOUNTS	TOTALS
THOMAS MCPHERSON	100,000.	21,400.		121,400.
A. PROGRAM SERVICES	100,000.	21,400.		121,400.
B. MANAGEMENT AND GENERAL				
C. FUNDRAISING				

NAME OF OFFICER, ETC.	COMPENSATION	EMPLOYEE BEN. PLANS	EXPENSE ACCOUNTS	TOTALS
KAREN GRITES	100,880.	21,588.		122,468.
A. PROGRAM SERVICES	100,880.	21,588.		122,468.
B. MANAGEMENT AND GENERAL				
C. FUNDRAISING				

NAME OF OFFICER, ETC.	COMPENSATION	EMPLOYEE BEN. PLANS	EXPENSE ACCOUNTS	TOTALS
TERRY KURFESS	110,105.	23,562.		133,667.
A. PROGRAM SERVICES				
B. MANAGEMENT AND GENERAL	55,053.	11,781.		66,834.
C. FUNDRAISING	55,052.	11,781.		66,833.

NAME OF OFFICER, ETC.	COMPENSATION	EMPLOYEE BEN. PLANS	EXPENSE ACCOUNTS	TOTALS
BRUCE FIELDING JR.	165,000.	35,310.		200,310.
A. PROGRAM SERVICES				
B. MANAGEMENT AND GENERAL	165,000.	35,310.		200,310.
C. FUNDRAISING				

TOTAL PROGRAM SERVICES				617,477.
TOTAL MANAGEMENT AND GENERAL				468,280.
TOTAL FUNDRAISING				136,031.
TOTAL OFFICER, ETC., COMPENSATION INCLUDED ON PARTS V-A AND V-B				<u>1,221,788.</u>

FORM 990 STATEMENT OF ORGANIZATION'S PRIMARY EXEMPT PURPOSE STATEMENT 7
PART III

EXPLANATION

TO PROVIDE PROFESSIONAL SERVICES TO CHILDREN WITH EMOTIONAL, LEARNING, LANGUAGE, NEUROLOGICAL, AND/OR MENTAL DISABILITIES.

FORM 990 NON-GOVERNMENT SECURITIES STATEMENT 8

SECURITY DESCRIPTION	COST/FMV	CORPORATE STOCKS	CORPORATE BONDS	OTHER PUBLICLY TRADED SECURITIES	TOTAL NON-GOV'T SECURITIES
INVESTMENT IN SECURITIES	FMV			26436301.	26436301.
TO FORM 990, LINE 54, COL B				26436301.	26436301.

FORM 990 OTHER REVENUE INCLUDED ON FORM 990 STATEMENT 9

DESCRIPTION	AMOUNT
LOSS ON DISPOSAL OF ASSETS REPORTED IN REVENUE SECTION	<568.>
TOTAL TO FORM 990, PART IV-A	<568.>

FORM 990 OTHER EXPENSES INCLUDED ON FORM 990 STATEMENT 10

DESCRIPTION	AMOUNT
LOSS ON DISPOSAL OF ASSETS REPORTED IN REVENUE SECTION	<568.>
TOTAL TO FORM 990, PART IV-B	<568.>

FORM 990

PART V-A - LIST OF OFFICERS, DIRECTORS,
TRUSTEES AND KEY EMPLOYEES

STATEMENT 11

NAME AND ADDRESS	TITLE AND AVRG HRS/WK	COMPEN- SATION	EMPLOYEE BEN PLAN CONTRIB	EXPENSE ACCOUNT
STEPHEN A. JOFFE P.O. BOX 3128 HALF MOON BAY, CA 94019	EXECUTIVE DIRECTOR 40.00	190,000.	40,660.	0.
GINA SESSIONS 3063 SILVER STATES SAN JOSE, CA 95135	CLINICAL DIRECTOR 40.00	141,750.	30,335.	0.
KAREN BRESLOW 532 CHARMING AVE PALO ALTO, CA 94301	INTERIM SCHOOL DIRECTOR 40.00	90,000.	19,260.	0.
CAROL ROCUZZO 603 PORTSMOUTH LANE FOSTER CITY, CA 94404	HUMAN RESOURCE DIRECTOR 40.00	108,680.	23,258.	0.
THOMAS MCPHERSON 465 ALVARADO STREET SAN FRANCISCO, CA 94114	CLIENT CARE DIRECTOR 40.00	100,000.	21,400.	0.
KAREN GRITES 315 HOMER AVE, #102 PALO ALTO, CA 94301	DIRECTOR OF PROF SERVICES 40.00	100,880.	21,588.	0.
TERRY KURFESS 345 COTTON STREET MENLO PARK, CA 94025	DEVELOP & MKTG DIRECTOR 40.00	110,105.	23,562.	0.
BRUCE FIELDING JR. 1394 CUERNAVACA CIRCULO MOUNTAIN VIEW, CA 94040	CFO 40.00	165,000.	35,310.	0.
SEE ATTACHED LIST OF DIRECTORS STATEMENT B	0.00	0.	0.	0.
TOTALS INCLUDED ON FORM 990, PART V-A		1,006,415.	215,373.	0.

FORM 990

PART VIII - RELATIONSHIP OF ACTIVITIES TO
ACCOMPLISHMENT OF EXEMPT PURPOSES

STATEMENT 12

LINE	EXPLANATION OF RELATIONSHIP OF ACTIVITIES
93	FEEES AND TUITION ARE FOR PROFESSIONAL, MEDICAL, PSYCHOLOGICAL, AND EDUCATIONAL SERVICES FOR CHILDREN. THE ORGANIZATION'S EXEMPT PURPOSE IS TO AID HANDICAPPED CHILDREN.
101	FUNDRAISING ACTIVITIES INCLUDE A SYMPHONY PERFORMANCE, AND OPERATION OF A SECOND-HAND STORE, WHICH ARE SUBSTANTIALLY RELATED TO THE ORGANIZATION'S EXEMPT PURPOSE AND FOR WHICH THE PRODUCTS AND SERVICES WERE DONATED.
103	OTHER MISCELLANEOUS REVENUE INCLUDES GOVERNMENT CONTRACTS, ROYALTIES, CONSULTATION REVENUES, AND OTHER MISCELLANEOUS REVENUES.

SCHEDULE A

EXPLANATION OF TRANSACTIONS
PART III, LINE 2D

STATEMENT 13

OFFICER'S COMPENSATION - PLEASE SEE PART V OF FORM 990



- Home
- About Us
- How to Get Help

- Clinical Services
- Esther B. Clark School
- Educational Services
- Outcomes Measurement & Research
- Professional Development
- FAQs
- Financial Assistance
- Donors & Volunteers
- CHC Newsroom
- Jobs
- Resource Links
- Contact Us

STATEMENT A

Home >> Services & Programs

Services & Programs

Every child is unique and each assessment and treatment strategy is individually tailored in a manner that identifies the client's strengths and needs and ultimately provides an effective service strategy for children, families and the community

The Children's Health Council (CHC) is committed to making a measurable difference in the lives of children and their families who face developmental, behavioral, emotional and learning challenges.

CHC offers a flexible problem solving approach to the assessment and treatment of:

- Autistic Spectrum Disorders
- Asperger's/Autism
- School Performance/School Readiness
- Children with Complex Medical Problems (CCMP)
- Medically Fragile
- Behavior Management
- Anxiety
- Depression
- Communication/Speech and Language Issues
- Kindergarten Readiness
- Attention Deficit
- Hyperactivity

Services are provided through four divisions:

- The **Outpatient Clinic**, including information and referral
- The **Esther B. Clark School**, a therapeutic day school
- **Educational Services**, including a **Parent Resource Center**, **Parent Education classes**, and **Schools Attuned®** teacher training
- **Outcomes Measurement and Research**, which evaluates CHC programs and provides consulting to other non-profits

Services

Our clinic offers single discipline as well as multi-disciplinary team diagnostic assessments to children ages 0-18, as well as individual, family and group treatment services

These services are provided by professionals in:

- Psychiatry
- Psychology
- Neuropsychology
- Social work
- Education



What's New

Parenting Cla: at CHC

The Parent Ed Program is bac Register now fr

Groups Progr:

Therapy group children dealing various develop or behavioral c

Kids FirstSM P

A four-hour par workshop for fe going through c or separation

CHC Auxiliary

The First Fifty Limited first edi commemoratin of CHC

SPOT Program

Speech and Oc Therapy Prescl Program at CH

Success Stori

Children and fa

- Behavior Management
- Marriage and Family Therapy
- Speech and Language Therapy
- Occupational Therapy
- Art Therapy

benefiting from
services and pi
offered at CHC

The clinic staff at CHC has particular sub-specialty expertise in:

- Education Issues
- Developmental assessments
- The 0-5 age group
- Children with Autistic Spectrum disorders
- Children with inattention and hyperactivity problems
- Pre-school, school-age and adolescent group therapy
- Psychological and educational difficulties of children with serious medical illnesses
- School based services

Treatment Expertise

- Individual and Family
- Group therapy services
- Behavior assessment, management and consulting services
- Neuropsychology services integrated with other specialty care

Our Privacy Notice See how CHC handles your confidential health information. CHC is a 501(c) 3 non-profit agency

**Children's Health Council
Board of Directors
Fiscal Year ended June 30, 2006
STATEMENT B**

Rosalie Whitlock, Ph.D., *Chair*
Head of School
Charles Armstrong School

John G. Williams, *Vice Chair*
President and CEO
St. Luke's Hospital

Rita deSales French, Ph.D., *Secretary*
Private Practice

Mark Gates, Jr., *Treasurer*
Gates Land Company

Stephen Joffe, M.S.W., *Executive Director*
Children's Health Council

Mark Berryman, CPA
Seiler & Co., LLP

Elizabeth Dumanian
Private Practice

Curtis Feeny
Managing Director
Voyager Capital

Susan M. Hyatt
Community volunteer

Ross Jaffe, M.D.
Managing Director
Versant Ventures

Christine Johnson, Ph.D.
Consultant

Robert Keller
JPMorgan Private Bank

Suzanne Killea
Merrill Lynch

Michele Kirsch
Community Volunteer

Bren Leisure
Community Volunteer

Bettina McAdoo, M.D.
Palo Alto Medical Foundation

Patrick J. McGaraghan
DLA Piper Rudnick Gray Cary US LLP

Lisa Mooring
Community Volunteer

James Otieno
Vice President, Executive Compensation & Services
Hewlett Packard

W. Jeffers Pickard
Pickard Capital

Lawrence M. Schwab
Bialson Bergen & Schwab

Joseph Seiger
Vintage Properties

Elizabeth Shen
Agilent Technologies

Hans Steiner, M.D.
Stanford University School of Medicine

David Stevenson, M.D.
Stanford University School of Medicine

Deborah Stipek, Ph.D.
Dean
Stanford School of Education

Raymond "Dee" Tolles
Senior Vice President
The Palo Alto Private Bank

Quin Whitman
Community Volunteer

Ex Officio
Margaret Meier Brush, *Auxiliary President*

FORM 990 - PART I, STATEMENT I

CHILDREN'S HEALTH COUNCIL - FUNDS FUNCTIONING AS ENDOWMENT (037-70782)
Capital Gains

July 01, 2005 to June 30, 2006
 Reporting Currency: US dollars

Open Date	Close Date	Quantity	Description	Sale Price	Unit Cost	Total Proceeds	Total Cost	Gain Or Loss
Short Term								
07/20/2005	10/19/2005	9.68600	BERNSTEIN SHORT DURATION PLUS PORTFOLIO	12.37	12.44	119.82	120.50	-0.68
03/18/2005	10/19/2005	8.73600	BERNSTEIN SHORT DURATION PLUS PORTFOLIO	12.37	12.48	108.07	109.02	-0.95
05/20/2005	10/19/2005	47.19200	BERNSTEIN SHORT DURATION PLUS PORTFOLIO	12.37	12.47	583.77	588.49	-4.72
04/20/2005	10/19/2005	44.35100	BERNSTEIN SHORT DURATION PLUS PORTFOLIO	12.37	12.50	548.63	554.39	-5.76
06/20/2005	10/19/2005	42.90400	BERNSTEIN SHORT DURATION PLUS PORTFOLIO	12.37	12.47	530.73	535.01	-4.28
09/07/2005	10/19/2005	15,903.15700	BERNSTEIN SHORT DURATION PLUS PORTFOLIO	12.37	12.44	196,722.02	197,835.26	-1,113.24
03/15/2005	10/19/2005	111.32300	BERNSTEIN SHORT DURATION PLUS PORTFOLIO	12.37	12.48	1,377.06	1,389.32	-12.26
08/19/2005	10/19/2005	0.80000	BERNSTEIN SHORT DURATION PLUS PORTFOLIO	12.37	12.43	9.90	9.94	-0.04
10/20/2005	10/28/2005	46.73100	BERNSTEIN SHORT DURATION PLUS PORTFOLIO	12.34	12.36	576.68	577.60	-0.92
09/20/2005	10/28/2005	22.49700	BERNSTEIN SHORT DURATION PLUS PORTFOLIO	12.34	12.42	277.62	279.41	-1.79
09/07/2005	10/28/2005	174.01300	BERNSTEIN SHORT DURATION PLUS PORTFOLIO	12.34	12.44	2,147.41	2,164.74	-17.33
10/24/2005	10/28/2005	11,587.75900	BERNSTEIN SHORT DURATION PLUS PORTFOLIO	12.34	12.37	142,998.29	143,340.56	-342.27
10/24/2005	10/28/2005	0.44200	BERNSTEIN SHORT DURATION PLUS PORTFOLIO	12.34	12.35	0.00	5.46	-5.46
10/24/2005	12/14/2005	4,579.94800	BERNSTEIN SHORT DURATION PLUS PORTFOLIO	12.34	12.37	56,518.15	56,653.98	-135.83
11/01/2005	12/14/2005	11,627.05200	BERNSTEIN SHORT DURATION PLUS PORTFOLIO	12.34	12.33	143,481.85	143,361.55	120.30
11/01/2005	12/14/2005	0.45500	BERNSTEIN SHORT DURATION PLUS PORTFOLIO	12.34	12.33	0.00	5.61	-5.61
11/18/2005	12/21/2005	41.99700	BERNSTEIN SHORT DURATION PLUS PORTFOLIO	12.32	12.33	517.43	517.82	-0.39
11/01/2005	12/21/2005	213.53100	BERNSTEIN SHORT DURATION PLUS PORTFOLIO	12.32	12.33	2,630.82	2,632.84	-2.02
12/19/2005	12/21/2005	15,977.47200	BERNSTEIN SHORT DURATION PLUS PORTFOLIO	12.32	12.33	196,851.75	197,002.22	-150.47
12/19/2005	12/21/2005	0.76600	BERNSTEIN SHORT DURATION PLUS PORTFOLIO	12.32	12.32	0.00	9.44	-9.44
12/20/2005	02/16/2006	44.85900	BERNSTEIN SHORT DURATION PLUS PORTFOLIO	12.28	12.33	550.89	553.11	-2.22

CHILDREN'S HEALTH COUNCIL- FUNDS FUNCTIONING AS ENDOWMENT (037-70782)
Capital Gains

July 01, 2005 to June 30, 2006
 Reporting Currency: US dollars

Open Date	Close Date	Quantity	Description	Sale Price	Unit Cost	Total Proceeds	Total Cost	Gain Or Loss
12/19/2005	02/16/2006	243.54600	BERNSTEIN SHORT DURATION PLUS PORTFOLIO	12.28	12.33	2,990.86	3,002.94	-12.08
12/27/2005	02/16/2006	15,997.59500	BERNSTEIN SHORT DURATION PLUS PORTFOLIO	12.28	12.34	196,458.25	197,410.32	-952.07
12/27/2005	02/16/2006	0.64500	BERNSTEIN SHORT DURATION PLUS PORTFOLIO	12.28	12.33	0.00	7.95	-7.95
12/30/2005	03/22/2006	9.41800	BERNSTEIN SHORT DURATION PLUS PORTFOLIO	12.28	12.33	115.67	116.12	-0.45
01/20/2006	03/22/2006	38.21700	BERNSTEIN SHORT DURATION PLUS PORTFOLIO	12.28	12.34	469.38	471.60	-2.22
02/17/2006	03/22/2006	3,813.15000	BERNSTEIN SHORT DURATION PLUS PORTFOLIO	12.28	12.29	46,833.43	46,863.60	-30.17
12/27/2005	03/22/2006	209.21500	BERNSTEIN SHORT DURATION PLUS PORTFOLIO	12.28	12.34	2,569.60	2,581.73	-12.13
02/17/2006	03/22/2006	0.69100	BERNSTEIN SHORT DURATION PLUS PORTFOLIO	12.28	12.29	0.00	8.49	-8.49
02/17/2006	04/05/2006	4,078.30300	BERNSTEIN SHORT DURATION PLUS PORTFOLIO	12.26	12.29	50,000.00	50,122.34	-122.34
02/22/2006	04/17/2006	8,136.69700	BERNSTEIN SHORT DURATION PLUS PORTFOLIO	12.24	12.29	99,598.47	100,000.00	-401.53
04/10/2006	04/17/2006	7,853.44200	BERNSTEIN SHORT DURATION PLUS PORTFOLIO	12.24	12.25	96,131.24	96,204.66	-73.42
03/20/2006	04/17/2006	54.72700	BERNSTEIN SHORT DURATION PLUS PORTFOLIO	12.24	12.29	669.89	672.59	-2.70
02/17/2006	04/17/2006	294.13400	BERNSTEIN SHORT DURATION PLUS PORTFOLIO	12.24	12.29	3,600.40	3,614.92	-14.52
04/10/2006	04/17/2006	0.86900	BERNSTEIN SHORT DURATION PLUS PORTFOLIO	12.24	12.24	0.00	10.64	-10.64
04/20/2006	05/02/2006	42.46700	BERNSTEIN SHORT DURATION PLUS PORTFOLIO	12.24	12.25	519.83	520.22	-0.39
04/10/2006	05/02/2006	308.95400	BERNSTEIN SHORT DURATION PLUS PORTFOLIO	12.24	12.25	3,781.88	3,784.70	-2.82
04/21/2006	05/02/2006	11,902.57900	BERNSTEIN SHORT DURATION PLUS PORTFOLIO	12.24	12.25	145,698.29	145,806.58	-108.29
04/21/2006	05/02/2006	0.90200	BERNSTEIN SHORT DURATION PLUS PORTFOLIO	12.24	12.24	0.00	11.04	-11.04
05/22/2006	06/13/2006	6,164.15000	BERNSTEIN SHORT DURATION PLUS PORTFOLIO	12.24	12.24	75,455.70	75,449.18	6.52
04/21/2006	06/13/2006	4,423.05000	BERNSTEIN SHORT DURATION PLUS PORTFOLIO	12.24	12.25	54,142.79	54,182.38	-39.59
05/19/2006	06/13/2006	32.80000	BERNSTEIN SHORT DURATION PLUS PORTFOLIO	12.24	12.24	401.51	401.47	0.04
05/22/2006	06/13/2006	0.91500	BERNSTEIN SHORT DURATION PLUS PORTFOLIO	12.24	12.23	0.00	11.19	-11.19

CHILDREN'S HEALTH COUNCIL- FUNDS FUNCTIONING AS ENDOWMENT (037-70782)
Capital Gains

July 01, 2005 to June 30, 2006
Reporting Currency: US dollars

	<u>Total Proceeds</u>	<u>Total Cost</u>	<u>Gain Or Loss</u>
*** Subtotal For Short Term	1,525,988.08	1,529,500.93	-3,512.85
**** Total	1,525,988.08	1,529,500.93	-3,512.85

**** Account Totals ****

Short Term Loss: -3,512.85
Current Period Loss: -3,512.85

The information in this report is of a preliminary nature and for this account only; you should verify the accuracy of all calculations with your tax advisor.

CHILDREN'S HEALTH COUNCIL- FUNDS FUNCTIONING AS ENDOWMENT (888-03816)
Capital Gains

July 01, 2005 to June 30, 2006
 Reporting Currency: US dollars

Open Date	Close Date	Quantity	Description	Sale Price	Unit Cost	Total Proceeds	Total Cost	Gain Or Loss
Short Term								
01/06/2005	07/29/2005	100	CORNING INC	18.79	11.80	1,879.12	1,179.58	699.54
02/01/2005	08/26/2005	125	UNITED PARCEL SVC INC	71.39	74.83	8,924.15	9,353.98	-429.83
01/06/2005	09/01/2005	250	CORNING INC	19.62	11.80	4,905.00	2,948.95	1,956.05
06/01/2005	09/01/2005	25	LEHMAN BROTHERS HOLDINGS INC	107.64	91.70	2,690.93	2,292.50	398.43
11/17/2004	09/20/2005	175	AVON PRODUCTS INC	30.70	39.47	5,371.87	6,906.67	-1,534.80
12/23/2004	10/11/2005	50	MARTIN MARIETTA MATERIALS INC	74.83	52.47	3,741.59	2,623.65	1,117.94
09/19/2005	10/17/2005	225	HILTON HOTELS CORP	19.55	21.97	4,399.09	4,944.08	-544.99
04/29/2005	10/18/2005	200	EJ LILLY & CO	51.50	58.16	10,300.68	11,631.14	-1,330.46
01/27/2005	10/19/2005	50	EBAY INC	41.79	41.47	2,089.50	2,073.45	16.05
12/30/2004	10/19/2005	75	HCA-HEALTHCARE CO	49.18	39.54	3,688.50	2,965.17	723.33
01/31/2005	10/19/2005	25	HCA-HEALTHCARE CO	49.18	44.92	1,229.50	1,123.08	106.42
01/14/2005	10/31/2005	100	APPLE COMPUTER INC	55.22	35.07	5,522.00	3,507.04	2,014.96
12/09/2004	10/31/2005	100	CARNIVAL CORP	49.00	54.10	4,900.00	5,409.72	-509.72
04/15/2005	10/31/2005	200	ELECTRONIC DATA SYSTEMS CORP	23.15	20.20	4,630.00	4,040.00	590.00
12/23/2004	10/31/2005	35	GOOGLE INC	360.01	187.58	12,600.35	6,565.29	6,035.06
12/23/2004	10/31/2005	50	MARTIN MARIETTA MATERIALS INC	79.25	52.47	3,962.50	2,623.65	1,338.85
08/01/2005	10/31/2005	150	FULTE CORP	36.75	46.87	5,512.50	7,029.88	-1,517.38
12/08/2004	10/31/2005	150	TARGET CORP	55.11	51.03	8,266.50	7,654.03	612.47
08/19/2005	12/06/2005	75	ZIMMER HOLDINGS INC	68.41	82.31	5,130.47	6,173.20	-1,042.73
01/27/2005	12/14/2005	60	ALCON INC	141.55	79.22	8,493.04	4,753.14	3,739.90
05/11/2005	12/14/2005	75	APPLE COMPUTER INC	71.22	35.25	5,341.17	2,643.95	2,697.22

CHILDREN'S HEALTH COUNCIL- FUNDS FUNCTIONING AS ENDOWMENT (888-03816)
Capital Gains

July 01, 2005 to June 30, 2006
 Reporting Currency: US dollars

Open Date	Close Date	Quantity	Description	Sale Price	Unit Cost	Total Proceeds	Total Cost	Gain Or Loss
01/14/2005	12/14/2005	150	APPLE COMPUTER INC	71.22	35.07	10,682.34	5,260.57	5,421.77
03/07/2005	12/14/2005	5	GOOGLE INC	417.48	188.36	2,087.40	941.79	1,145.61
12/23/2004	12/14/2005	15	GOOGLE INC	417.48	187.58	6,262.20	2,813.70	3,448.50
01/31/2005	12/14/2005	100	HCA-HEALTHCARE CO	52.22	44.92	5,222.06	4,492.34	729.72
01/06/2005	12/14/2005	175	MARVELL TECHNOLOGY GROUP	59.68	33.24	10,443.35	5,817.61	4,625.74
09/23/2005	12/21/2005	115	CLOROX COMPANY	57.09	54.88	6,565.61	6,311.13	254.48
01/27/2005	12/21/2005	60	EATON CORP	67.15	66.65	4,029.00	3,999.06	29.94
12/23/2004	12/21/2005	35	ELECTRONIC ARTS	53.19	62.33	1,861.55	2,181.41	-319.86
04/29/2005	12/21/2005	45	GOLDMAN SACHS GROUP INC	126.95	106.57	5,712.54	4,795.65	916.89
03/07/2005	12/21/2005	10	GOOGLE INC	425.83	188.36	4,258.31	1,883.58	2,374.73
04/29/2005	12/21/2005	75	OCCIDENTAL PETROLEUM CORP-DEL	82.94	69.54	6,220.54	5,215.14	1,005.40
05/11/2005	01/13/2006	150	APPLE COMPUTER INC	85.06	35.25	12,759.23	5,287.91	7,471.32
09/19/2005	01/26/2006	225	TEXAS INSTRUMENTS INC	29.98	32.72	6,745.28	7,362.00	-616.72
09/19/2005	02/15/2006	100	NAVTEQ CORP	44.49	49.73	4,448.53	4,973.05	-524.52
03/28/2005	03/13/2006	75	ELECTRONIC ARTS	50.57	54.62	3,793.12	4,096.25	-303.13
09/21/2005	03/28/2006	250	ADC TELECOMMUNICATIONS INC	26.57	21.60	6,643.18	5,398.95	1,244.23
05/02/2005	04/05/2006	100	GLOBALSANTAFE CORP	63.34	34.58	6,334.00	3,457.57	2,876.43
08/09/2005	04/05/2006	175	ST JUDE MEDICAL INC	35.85	46.89	6,274.22	8,206.08	-1,931.86
08/11/2005	04/05/2006	125	ST JUDE MEDICAL INC	35.85	46.49	4,481.59	5,811.25	-1,329.66
08/01/2005	04/05/2006	125	ST JUDE MEDICAL INC	35.85	46.42	4,481.59	5,802.69	-1,321.10
08/01/2005	04/10/2006	125	AFLAC INC	45.11	44.80	5,638.33	5,600.10	38.23
04/29/2005	04/17/2006	70	NOBLE CORP	81.84	51.36	5,728.95	3,595.48	2,133.47

CHILDREN'S HEALTH COUNCIL- FUNDS FUNCTIONING AS ENDOWMENT (888-03816)
Capital Gains

July 01, 2005 to June 30, 2006
 Reporting Currency: US dollars

Open Date	Close Date	Quantity	Description	Sale Price	Unit Cost	Total Proceeds	Total Cost	Gain Or Loss
06/16/2005	04/18/2006	100	EXXON MOBIL CORP	63.70	59.93	6,370.00	5,993.29	376.71
09/30/2005	04/18/2006	65	PEPSICO INC-NORTH CAROLINA	58.23	56.54	3,784.99	3,675.10	109.89
07/26/2005	04/20/2006	70	ENSCO INTERNATIONAL INC	56.68	39.10	3,967.67	2,736.78	1,230.89
03/17/2006	04/28/2006	150	KLA INSTRUMENTS CORP W/RTS	48.97	48.99	7,344.81	7,348.59	-3.78
06/01/2005	05/03/2006	100	LEHMAN BROTHERS HOLDINGS INC	71.74	45.85	7,173.50	4,585.00	2,588.50
09/19/2005	05/04/2006	75	GETTY IMAGES INC	59.04	83.42	4,427.75	6,256.70	-1,828.95
08/17/2005	05/09/2006	200	MERCK & CO INC	34.68	30.53	6,936.56	6,105.16	831.40
03/30/2006	05/24/2006	25	MICROSOFT CORP	23.37	27.14	584.16	678.38	-94.22
02/15/2006	05/24/2006	175	MICROSOFT CORP	23.37	26.66	4,089.12	4,665.17	-576.05
08/19/2005	05/26/2006	125	MARVELL TECHNOLOGY GROUP	49.84	44.76	6,230.33	5,595.45	634.88
05/02/2006	06/06/2006	175	NVIDIA CORP	22.29	30.96	3,901.15	5,418.81	-1,517.66
09/19/2005	06/08/2006	200	INTEL CORP	17.22	24.67	3,444.68	4,933.20	-1,488.52
08/18/2005	06/08/2006	200	INTEL CORP	17.22	25.89	3,444.68	5,178.82	-1,734.14
01/12/2006	06/20/2006	100	ACE LTD-ORD	48.73	56.52	4,872.65	5,651.52	-778.87
*** Subtotal For Short Term						310,823.43	270,567.43	40,256.00
Long Term								
07/11/2003	07/01/2005	75	LEHMAN BROTHERS HOLDINGS INC	99.03	67.54	7,427.49	5,065.29	2,362.20
08/30/2002	07/20/2005	150	FEDERATED DEPARTMENT STORES	76.52	35.98	11,478.62	5,396.86	6,081.76
06/08/2004	07/22/2005	200	AVON PRODUCTS INC	30.99	45.50	6,198.40	9,100.52	-2,902.12
07/12/2004	07/22/2005	175	AVON PRODUCTS INC	30.99	45.88	5,423.60	8,029.75	-2,606.15
03/23/2004	07/22/2005	75	EBAY INC	41.32	32.82	3,099.10	2,461.59	637.51
09/16/2003	07/22/2005	50	EBAY INC	41.32	27.06	2,066.06	1,353.14	712.92

CHILDREN'S HEALTH COUNCIL- FUNDS FUNCTIONING AS ENDOWMENT (888-03816)
Capital Gains

July 01, 2005 to June 30, 2006
 Reporting Currency: US dollars

Open Date	Close Date	Quantity	Description	Sale Price	Unit Cost	Total Proceeds	Total Cost	Gain Or Loss
01/26/2004	07/22/2005	200	EBAY INC	41.32	34.02	8,264.26	6,803.32	1,460.94
03/30/2004	07/28/2005	75	AMGEN	81.01	59.32	6,075.80	4,448.64	1,627.16
07/11/2003	07/28/2005	100	AMGEN	81.01	70.04	8,101.06	7,004.40	1,096.66
07/11/2003	07/28/2005	200	CITIGROUP INC	43.95	46.17	8,790.54	9,233.78	-443.24
09/24/2002	07/28/2005	165	CITIGROUP INC	43.95	27.50	7,252.20	4,537.52	2,714.68
01/01/1950	07/28/2005	90	INTERNATIONAL PAPER CO	31.14	39.77	2,802.40	3,579.30	-776.90
07/06/2004	07/28/2005	125	INTERNATIONAL PAPER CO	31.14	43.55	3,892.23	5,443.23	-1,551.00
07/06/2004	07/29/2005	800	CORNING INC	18.79	12.09	15,032.96	9,673.77	5,359.19
08/30/2002	08/09/2005	75	MBNA CORP	24.87	20.36	1,865.62	1,527.32	338.30
07/11/2003	08/09/2005	700	MBNA CORP	24.87	22.18	17,412.43	15,523.30	1,889.13
04/28/2003	08/09/2005	225	MBNA CORP	24.87	18.94	5,596.85	4,261.88	1,334.97
07/11/2003	08/17/2005	200	AMER INTERNATIONAL GROUP INC	61.70	56.93	12,340.60	11,386.64	953.96
03/30/2004	08/17/2005	75	ELECTRONIC ARTS	60.61	53.89	4,545.96	4,041.60	504.36
09/16/2003	08/17/2005	100	ELECTRONIC ARTS	60.61	45.47	6,061.28	4,546.51	1,514.77
09/30/2002	08/17/2005	200	LOWES COMPANIES INC	65.66	41.21	13,132.48	8,241.30	4,891.18
07/12/2002	08/17/2005	50	MAGNA INTERNATIONAL INC	75.16	55.85	3,758.17	2,792.55	965.62
03/31/2004	08/17/2005	25	MAGNA INTERNATIONAL INC	75.16	79.40	1,879.08	1,985.12	-106.04
07/11/2003	08/17/2005	300	MICROSOFT CORP	27.00	27.38	8,098.59	8,214.54	-115.95
04/28/2003	08/17/2005	150	MICROSOFT CORP	27.00	25.71	4,049.30	3,855.88	193.42
01/01/1950	08/17/2005	150	MICROSOFT CORP	27.00	35.87	4,049.29	5,379.90	-1,330.61
07/11/2003	08/26/2005	175	CITIGROUP INC	43.18	46.17	7,557.18	8,079.57	-522.39
11/26/2002	09/01/2005	5,722.80200	BERNSTEIN INTERMEDIATE DURATION PORTFOLIO	13.42	13.08	76,800.00	74,854.25	1,945.75

CHILDREN'S HEALTH COUNCIL- FUNDS FUNCTIONING AS ENDOWMENT (888-03816)
Capital Gains

July 01, 2005 to June 30, 2006
 Reporting Currency: US dollars

Open Date	Close Date	Quantity	Description	Sale Price	Unit Cost	Total Proceeds	Total Cost	Gain Or Loss
07/11/2003	09/01/2005	151	BERNSTEIN EMERGING MARKETS PORTFOLIO	40.61	19.32	6,100.00	2,916.76	3,183.24
07/11/2003	09/01/2005	0.72700	BERNSTEIN EMERGING MARKETS PORTFOLIO	40.61	19.31	0.00	14.04	-14.04
12/06/2002	09/01/2005	255.72700	BERNSTEIN INTERNATIONAL PORTFOLIO	22.66	12.99	5,796.33	3,321.90	2,474.43
07/11/2003	09/01/2005	1,992.99500	BERNSTEIN INTERNATIONAL PORTFOLIO	22.66	15.49	45,173.36	30,871.49	14,301.87
10/31/2002	09/01/2005	1,093.27800	BERNSTEIN INTERNATIONAL PORTFOLIO	22.66	12.61	24,780.31	13,786.25	10,994.06
07/11/2003	09/01/2005	0.89500	BERNSTEIN INTERNATIONAL PORTFOLIO	22.66	15.49	0.00	13.86	-13.86
07/11/2003	09/01/2005	1,226.22300	ALLIANCEBERNSTEIN RET INSTL F	14.72	9.10	18,050.00	11,158.63	6,891.37
01/27/2004	09/01/2005	75	ALCON INC	118.18	65.57	8,863.50	4,918.10	3,945.40
01/01/1950	09/01/2005	75	DELL INC	35.11	27.57	2,633.25	2,067.93	565.32
07/11/2003	09/01/2005	25	DELL INC	35.11	33.49	877.75	837.30	40.45
06/17/2003	09/01/2005	225	DELL INC	35.11	32.39	7,899.75	7,288.67	611.08
03/30/2004	09/01/2005	75	EBAY INC	40.09	34.35	3,006.75	2,576.37	430.38
03/23/2004	09/01/2005	225	EBAY INC	40.09	32.82	9,020.25	7,384.79	1,635.46
03/10/2004	09/01/2005	50	GENERAL ELECTRIC CO	33.17	31.46	1,658.50	1,573.07	85.43
07/14/2003	09/01/2005	350	GENERAL ELECTRIC CO	33.17	28.54	11,609.50	9,987.56	1,621.94
07/31/2002	09/01/2005	300	HEWLETT PACKARD CO	27.64	13.48	8,292.90	4,043.09	4,249.81
07/09/2002	09/01/2005	100	HEWLETT PACKARD CO	27.64	15.98	2,764.30	1,598.28	1,166.02
07/11/2003	09/01/2005	25	LEHMAN BROTHERS HOLDINGS INC	107.64	67.54	2,690.93	1,688.43	1,002.50
09/30/2002	09/01/2005	100	LOWES COMPANIES INC	64.60	41.21	6,460.00	4,120.65	2,339.35
04/28/2003	09/01/2005	75	MICROSOFT CORP	27.23	25.71	2,042.25	1,927.94	114.31
03/30/2004	09/01/2005	225	MICROSOFT CORP	27.23	25.22	6,126.75	5,674.92	451.83
07/11/2003	09/01/2005	250	NORFOLK SOUTHERN CORP	35.89	19.58	8,973.35	4,894.55	4,078.80

CHILDREN'S HEALTH COUNCIL- FUNDS FUNCTIONING AS ENDOWMENT (888-03816)
Capital Gains

July 01, 2005 to June 30, 2006
 Reporting Currency: US dollars

Open Date	Close Date	Quantity	Description	Sale Price	Unit Cost	Total Proceeds	Total Cost	Gain Or Loss
07/11/2003	09/01/2005	300	SAFEWAY INC	23.69	20.16	7,107.00	6,048.01	1,058.99
04/01/2004	09/01/2005	75	SUNTRUST BANKS INC	70.50	70.19	5,287.50	5,263.92	23.58
07/11/2003	09/01/2005	600	TELLABS INC	8.74	7.24	5,244.00	4,342.06	901.94
01/01/1950	09/01/2005	125	UNITEDHEALTH GROUP INC	52.23	16.36	6,528.75	2,045.06	4,483.69
07/22/2004	09/09/2005	25	HUBBELL INC CLASS B	47.33	45.70	1,183.20	1,142.47	40.73
07/06/2004	09/09/2005	125	HUBBELL INC CLASS B	47.33	45.17	5,915.99	5,646.38	269.61
04/14/2004	09/09/2005	150	NATIONAL CITY CORP	36.65	33.35	5,497.61	5,002.09	495.52
04/01/2004	09/13/2005	100	SUNTRUST BANKS INC	70.11	70.19	7,011.02	7,018.58	-7.56
07/12/2004	09/20/2005	150	AVON PRODUCTS INC	30.70	45.88	4,604.46	6,882.66	-2,278.20
01/14/2004	09/26/2005	100	OCCIDENTAL PETROLEUM CORP-DEL	86.64	44.49	8,663.97	4,449.05	4,214.92
07/11/2003	10/07/2005	400	MICROSOFT CORP	24.66	27.38	9,863.84	10,952.74	-1,088.90
11/26/2002	10/19/2005	3,907.43600	BERNSTEIN INTERMEDIATE DURATION PORTFOLIO	13.18	13.08	51,500.00	51,109.26	390.74
07/11/2003	10/19/2005	1,400.18100	BERNSTEIN INTERNATIONAL PORTFOLIO	22.14	15.49	31,000.00	21,688.80	9,311.20
06/29/2004	10/19/2005	90	AMER INTERNATIONAL GROUP INC	63.17	71.82	5,684.98	6,463.41	-778.43
07/11/2003	10/19/2005	25	AMER INTERNATIONAL GROUP INC	63.17	56.93	1,579.16	1,423.34	155.82
03/30/2004	10/19/2005	175	EBAY INC	41.79	34.35	7,313.25	6,011.56	1,301.69
03/30/2004	10/19/2005	100	ELECTRONIC ARTS	53.17	53.89	5,317.08	5,388.80	-71.72
06/29/2004	10/19/2005	300	KROGER CO-W/RTS TO PUR COM/STK	19.79	18.05	5,937.00	5,416.17	520.83
08/06/2002	10/19/2005	1,300	NORTEL NETWORKS CORP	3.49	0.99	4,537.00	1,285.03	3,251.97
07/11/2003	10/19/2005	250	NORFOLK SOUTHERN CORP	38.96	19.58	9,740.00	4,894.55	4,845.45
01/14/2004	10/19/2005	75	OCCIDENTAL PETROLEUM CORP-DEL	72.80	44.49	5,460.00	3,336.78	2,123.22
07/06/2004	10/19/2005	215	ST JUDE MEDICAL INC	48.43	36.95	10,413.27	7,943.91	2,469.36

CHILDREN'S HEALTH COUNCIL- FUNDS FUNCTIONING AS ENDOWMENT (888-03816)

 July 01, 2005 to June 30, 2006
 Reporting Currency: US dollars

Capital Gains

Open Date	Close Date	Quantity	Description	Sale Price	Unit Cost	Total Proceeds	Total Cost	Gain Or Loss
07/09/2003	10/19/2005	77	ST PAUL COMPANIES INC	42.23	38.48	3,251.71	2,962.64	289.07
07/11/2003	10/19/2005	123	ST PAUL COMPANIES INC	42.23	37.59	5,194.29	4,624.08	570.21
07/06/2004	10/19/2005	75	ZIMMER HOLDINGS INC	63.20	87.10	4,740.00	6,532.40	-1,792.40
11/26/2002	10/28/2005	4,233.99400	BERNSTEIN INTERMEDIATE DURATION PORTFOLIO	13.12	13.08	55,550.00	55,380.64	169.36
07/11/2003	10/28/2005	1,172.12000	BERNSTEIN INTERNATIONAL PORTFOLIO	22.31	15.49	26,150.00	18,156.13	7,993.87
07/11/2003	10/28/2005	1,028.16900	ALLIANCEBERNSTEIN REIT INSTL F	14.20	9.10	14,600.00	9,356.33	5,243.67
07/11/2003	10/31/2005	300	AMERICAN ELECTRIC POWER CO INC	37.93	28.33	11,379.00	8,497.86	2,881.14
07/11/2003	10/31/2005	125	ALLSTATE CORP	52.78	37.84	6,597.50	4,730.50	1,867.00
07/22/2004	10/31/2005	150	BURLINGTON NORTHERN SANTA FE	60.50	34.36	9,075.00	5,154.65	3,920.35
09/24/2002	10/31/2005	35	CITIGROUP INC	46.00	27.50	1,610.00	962.50	647.50
01/01/1950	10/31/2005	100	CITIGROUP INC	46.00	42.97	4,600.00	4,297.44	302.56
07/09/2002	10/31/2005	125	CSX CORP	44.60	35.55	5,575.00	4,443.16	1,131.84
07/11/2003	10/31/2005	195	DELL INC	31.06	33.49	6,056.70	6,530.99	-474.29
07/11/2003	10/31/2005	50	UNITEDHEALTH GROUP INC	56.93	25.91	2,846.50	1,295.27	1,551.23
01/01/1950	10/31/2005	25	UNITEDHEALTH GROUP INC	56.93	16.36	1,423.25	409.02	1,014.23
01/26/2004	10/31/2005	305	YAHOO INC	35.72	23.68	10,894.60	7,222.58	3,672.02
07/06/2004	12/06/2005	25	ZIMMER HOLDINGS INC	68.41	87.10	1,710.16	2,177.47	-467.31
10/12/2004	12/06/2005	100	ZIMMER HOLDINGS INC	68.41	73.86	6,840.63	7,386.18	-545.55
07/11/2003	12/14/2005	661	BERNSTEIN EMERGING MARKETS PORTFOLIO	34.50	19.32	22,600.00	12,768.10	9,831.90
07/11/2003	12/14/2005	0.68900	BERNSTEIN EMERGING MARKETS PORTFOLIO	34.50	19.30	0.00	13.30	-13.30
07/11/2003	12/14/2005	1,802.15700	BERNSTEIN INTERNATIONAL PORTFOLIO	24.11	15.49	43,450.00	27,915.41	15,534.59
07/11/2003	12/14/2005	1,831.26200	ALLIANCEBERNSTEIN REIT INSTL F	15.29	9.10	28,000.00	16,664.48	11,335.52

CHILDREN'S HEALTH COUNCIL- FUNDS FUNCTIONING AS ENDOWMENT (888-03816)
Capital Gains

July 01, 2005 to June 30, 2006
 Reporting Currency: US dollars

Open Date	Close Date	Quantity	Description	Sale Price	Unit Cost	Total Proceeds	Total Cost	Gain Or Loss
03/30/2004	12/14/2005	95	DELL INC	32.83	33.75	3,118.85	3,206.20	-87.35
03/23/2004	12/14/2005	350	DELL INC	32.83	33.32	11,490.50	11,662.43	-171.93
07/11/2003	12/14/2005	180	DELL INC	32.83	33.49	5,909.40	6,028.62	-119.22
07/11/2003	12/14/2005	275	GENERAL ELECTRIC CO	35.78	28.33	9,839.50	7,790.31	2,049.19
07/31/2002	12/14/2005	200	HEWLETT PACKARD CO	29.34	13.48	5,868.00	2,695.40	3,172.60
08/18/2003	12/14/2005	50	TEXTRON INC-W/RTS TO PUR P/STK	77.69	43.39	3,884.57	2,169.69	1,714.88
03/30/2004	12/20/2005	150	CONOCOPHILLIPS	59.15	33.97	8,873.16	5,095.17	3,777.99
11/26/2002	12/21/2005	1,766.94600	BERNSTEIN INTERMEDIATE DURATION PORTFOLIO	13.13	13.08	23,200.00	23,111.65	88.35
07/11/2003	12/21/2005	1,661.82000	BERNSTEIN INTERNATIONAL PORTFOLIO	24.07	15.49	40,000.00	25,741.59	14,258.41
07/11/2003	12/21/2005	1,166.33500	ALLIANCEBERNSTEIN REIT INSTL F	15.09	9.10	17,600.00	10,613.65	6,986.35
03/30/2004	12/21/2005	75	AMGEN	78.73	59.32	5,904.75	4,448.64	1,456.11
06/29/2004	12/21/2005	10	AMGEN	78.73	54.08	787.30	540.84	246.46
09/11/2003	12/21/2005	90	CITIGROUP INC	49.21	44.31	4,428.90	3,987.96	440.94
09/24/2002	12/21/2005	25	CITIGROUP INC	49.21	27.50	1,230.25	687.51	542.74
08/28/2002	12/21/2005	40	CHUBB CORP	94.84	62.10	3,793.55	2,484.02	1,309.53
07/09/2002	12/21/2005	100	CHUBB CORP	94.84	68.54	9,483.88	6,853.58	2,630.30
03/30/2004	12/21/2005	75	ELECTRONIC ARTS	53.19	53.89	3,989.03	4,041.61	-52.58
07/12/2002	12/21/2005	70	GOLDMAN SACHS GROUP INC	126.95	73.09	8,886.17	5,115.99	3,770.18
07/08/2004	12/21/2005	135	JONES APPAREL GROUP INC	30.48	38.87	4,114.80	5,247.64	-1,132.84
10/07/2004	12/21/2005	70	MEDCOHEALTH SOLUTIONS INC	56.65	32.20	3,965.50	2,253.99	1,711.51
01/14/2004	12/21/2005	25	OCCIDENTAL PETROLEUM CORP-DEL	82.94	44.49	2,073.51	1,112.27	961.24
04/14/2004	12/21/2005	185	OFFICE DEPOT INC	30.55	18.47	5,651.75	3,416.16	2,235.59

CHILDREN'S HEALTH COUNCIL- FUNDS FUNCTIONING AS ENDOWMENT (888-03816)
Capital Gains

July 01, 2005 to June 30, 2006
 Reporting Currency: US dollars

Open Date	Close Date	Quantity	Description	Sale Price	Unit Cost	Total Proceeds	Total Cost	Gain Or Loss
07/06/2004	12/21/2005	240	QUALCOMM INC	43.89	35.49	10,532.59	8,517.77	2,014.82
04/01/2004	12/21/2005	400	TIME WARNER INC	17.62	17.00	7,048.00	6,799.03	248.97
01/26/2004	12/21/2005	100	YAHOO INC	40.46	23.68	4,046.03	2,368.06	1,677.97
03/30/2004	01/06/2006	155	DELL INC	30.57	33.75	4,738.88	5,231.17	-492.29
10/07/2004	01/17/2006	105	MEDCOHEALTH SOLUTIONS INC	55.85	32.20	5,864.71	3,381.00	2,483.71
12/09/2004	01/25/2006	50	CARNIVAL CORP	52.95	54.10	2,647.75	2,704.86	-57.11
01/24/2005	01/25/2006	125	CARNIVAL CORP	52.95	56.25	6,619.36	7,031.17	-411.81
06/08/2004	02/15/2006	175	BROADCOM CORP	67.13	43.65	11,747.23	7,638.70	4,108.53
03/31/2004	02/15/2006	225	GENERAL ELECTRIC CO	33.40	30.58	7,515.83	6,879.62	636.21
07/11/2003	02/15/2006	175	GENERAL ELECTRIC CO	33.40	28.33	5,845.65	4,957.47	888.18
01/26/2004	02/15/2006	95	YAHOO INC	33.06	23.68	3,140.27	2,249.66	890.61
03/30/2004	02/15/2006	175	YAHOO INC	33.06	24.02	5,784.72	4,204.13	1,580.59
07/11/2003	03/01/2006	125	ARROW ELECTRONICS INC	35.18	16.82	4,396.99	2,102.19	2,294.80
07/11/2003	03/03/2006	300	TELLABS INC	15.11	7.24	4,532.85	2,171.03	2,361.82
12/23/2004	03/13/2006	115	ELECTRONIC ARTS	50.57	62.33	5,816.11	7,167.52	-1,351.41
07/11/2003	03/15/2006	125	ARROW ELECTRONICS INC	33.45	16.82	4,181.25	2,102.19	2,079.06
03/07/2005	04/03/2006	25	GOOGLE INC	390.03	188.36	9,750.43	4,708.96	5,041.47
11/26/2002	04/05/2006	1,386.74900	BERNSTEIN INTERMEDIATE DURATION PORTFOLIO	12.98	13.08	18,000.00	18,138.67	-138.67
07/11/2003	04/05/2006	294	BERNSTEIN EMERGING MARKETS PORTFOLIO	41.18	19.32	12,000.00	5,679.00	6,321.00
07/11/2003	04/05/2006	0.34700	BERNSTEIN EMERGING MARKETS PORTFOLIO	41.18	19.31	0.00	6.70	-6.70
07/11/2003	04/05/2006	1,176.03800	BERNSTEIN INTERNATIONAL PORTFOLIO	27.21	15.49	32,000.00	18,216.82	13,783.18
03/05/2004	04/05/2006	100	CHEVRON CORPORATION	59.31	45.02	5,931.00	4,502.09	1,428.91

CHILDREN'S HEALTH COUNCIL- FUNDS FUNCTIONING AS ENDOWMENT (888-03816)
Capital Gains

July 01, 2005 to June 30, 2006
 Reporting Currency: US dollars

Open Date	Close Date	Quantity	Description	Sale Price	Unit Cost	Total Proceeds	Total Cost	Gain Or Loss
04/14/2004	04/05/2006	165	OFFICE DEPOT INC	37.56	18.47	6,197.15	3,046.85	3,150.30
07/06/2004	04/05/2006	35	ST JUDE MEDICAL INC	35.85	36.95	1,254.84	1,293.20	-38.36
04/22/2004	04/05/2006	125	UNILEVER N V	69.49	70.63	8,686.64	8,828.98	-142.34
03/10/2003	04/05/2006	75	WACHOVIA CORP 2ND NEW	56.83	34.66	4,262.33	2,599.37	1,662.96
07/11/2003	04/05/2006	25	WACHOVIA CORP 2ND NEW	56.83	41.39	1,420.78	1,034.70	386.08
03/28/2005	04/07/2006	100	ELECTRONIC ARTS	55.91	54.62	5,591.19	5,461.68	129.51
07/06/2004	04/13/2006	200	E W SCRIPPS CO NEW-CL A	44.87	53.00	8,973.94	10,600.34	-1,626.40
11/26/2002	04/17/2006	2,637.70400	BERNSTEIN INTERMEDIATE DURATION PORTFOLIO	12.89	13.08	34,000.00	34,501.16	-501.16
07/11/2003	04/17/2006	749.06400	BERNSTEIN INTERNATIONAL PORTFOLIO	26.70	15.49	20,000.00	11,603.00	8,397.00
03/31/2004	04/17/2006	50	GENERAL ELECTRIC CO	33.29	30.58	1,664.71	1,528.81	135.90
02/28/2005	04/17/2006	325	GENERAL ELECTRIC CO	33.29	35.39	10,820.62	11,502.83	-682.21
11/26/2002	04/18/2006	2,287.15200	BERNSTEIN INTERMEDIATE DURATION PORTFOLIO	12.92	13.08	29,550.00	29,915.94	-365.94
07/11/2003	04/18/2006	1,178.41400	BERNSTEIN INTERNATIONAL PORTFOLIO	27.24	15.49	32,100.00	18,253.63	13,846.37
07/11/2003	04/18/2006	1,072.35100	ALLIANCEBERNSTEIN REIT INSTL F	15.48	9.10	16,600.00	9,758.39	6,841.61
12/22/2003	04/18/2006	125	BP AMOCO P L C	74.92	48.55	9,364.38	6,068.87	3,295.51
03/30/2004	04/18/2006	75	CONOCOPHILLIPS	70.36	33.97	5,277.26	2,547.59	2,729.67
01/06/2005	04/18/2006	200	CORNING INC	27.09	11.80	5,418.00	2,359.16	3,058.84
07/15/2003	04/18/2006	200	HEWLETT PACKARD CO	33.41	23.17	6,681.74	4,634.04	2,047.70
07/22/2004	04/18/2006	100	HUBBELL INC CLASS B	51.37	45.70	5,136.78	4,569.92	566.86
03/19/2004	04/18/2006	250	JUNIPER NETWORKS	19.97	25.20	4,992.50	6,300.91	-1,308.41
03/31/2004	04/18/2006	50	MAGNA INTERNATIONAL INC	75.83	79.41	3,791.65	3,970.26	-178.61
03/04/2005	04/18/2006	15	MAGNA INTERNATIONAL INC	75.83	70.08	1,137.49	1,051.14	86.35

CHILDREN'S HEALTH COUNCIL- FUNDS FUNCTIONING AS ENDOWMENT (888-03816)
Capital Gains

July 01, 2005 to June 30, 2006
 Reporting Currency: US dollars

Open Date	Close Date	Quantity	Description	Sale Price	Unit Cost	Total Proceeds	Total Cost	Gain Or Loss
07/14/2003	04/18/2006	150	PROCTER & GAMBLE CO	56.07	44.34	8,411.01	6,651.06	1,759.95
06/29/2004	04/18/2006	300	SMURFIT-STONE CONTAINER CORP	14.16	19.83	4,246.83	5,948.61	-1,701.78
03/11/2003	04/18/2006	225	SPRINT NEXTEL CORPORATION	26.16	11.38	5,886.99	2,561.14	3,325.85
08/18/2003	04/18/2006	75	TEXTRON INC-W/RTS TO PUR P/STK	94.13	43.39	7,059.75	3,254.55	3,805.20
03/07/2005	04/26/2006	15	GOOGLE INC	425.76	188.36	6,386.37	2,825.39	3,560.98
01/06/2005	04/26/2006	50	MARVELL TECHNOLOGY GROUP	55.42	33.24	2,771.23	1,662.18	1,109.05
03/07/2005	04/26/2006	200	MARVELL TECHNOLOGY GROUP	55.42	38.42	11,084.90	7,683.36	3,401.54
03/30/2004	04/26/2006	225	YAHOO INC	33.02	24.02	7,429.59	5,405.31	2,024.28
12/23/2004	05/03/2006	300	STARBUCKS CORP	37.25	30.66	11,176.44	9,197.68	1,978.76
07/11/2003	05/10/2006	175	TELLABS INC	16.14	7.24	2,824.50	1,266.44	1,558.06
11/26/2002	05/17/2006	3,891.05	100 BERNSTEIN INTERMEDIATE DURATION PORTFOLIO	12.85	13.08	50,000.00	50,894.95	-894.95
07/11/2003	05/17/2006	1,687.92	200 BERNSTEIN INTERNATIONAL PORTFOLIO	26.66	15.49	45,000.00	26,145.92	18,854.08
07/09/2002	05/17/2006	75	ALTRIA GROUP INC	71.14	46.96	5,335.50	3,521.86	1,813.64
01/27/2005	05/17/2006	100	MERRILL LYNCH & CO INC	70.00	58.26	7,000.49	5,825.66	1,174.83
07/11/2003	05/18/2006	1,640	ALLIANCEBERNSTEIN RET INSTL F	15.00	9.10	24,600.00	14,924.00	9,676.00
01/27/2005	05/24/2006	250	EBAY INC	29.91	41.47	7,477.85	10,367.30	-2,889.45
10/06/2004	05/24/2006	100	QUALCOMM INC	45.41	41.33	4,541.48	4,132.99	408.49
07/06/2004	05/24/2006	10	QUALCOMM INC	45.41	35.49	454.15	354.91	99.24
03/07/2005	05/26/2006	75	MARVELL TECHNOLOGY GROUP	49.84	38.42	3,738.19	2,881.27	856.92
08/18/2003	05/30/2006	65	ENTERGY CORP NEW	69.16	51.69	4,495.47	3,359.61	1,135.86
06/29/2004	06/13/2006	105	AMGEN	67.47	54.08	7,084.38	5,678.92	1,405.46
07/11/2003	06/16/2006	75	WACHOVIA CORP 2ND NEW	52.73	41.39	3,954.47	3,104.10	850.37

CHILDREN'S HEALTH COUNCIL- FUNDS FUNCTIONING AS ENDOWMENT (888-03816)
Capital Gains

July 01, 2005 to June 30, 2006
 Reporting Currency: US dollars

Open Date	Close Date	Quantity	Description	Sale Price	Unit Cost	Total Proceeds	Total Cost	Gain Or Loss
03/04/2005	06/29/2006	60	MAGNA INTERNATIONAL INC	71.61	70.08	4,296.73	4,204.58	92.15
*** Subtotal For Long Term						1,737,816.04	1,369,067.10	368,748.94
Zero Cost								
01/01/1950	02/15/2006	315	BANK OF AMER CORP	44.27	0.00	13,945.05	0.00	13,945.05
01/01/1950	02/15/2006	165	GENERAL ELECTRIC CO	33.40	0.00	5,511.00	0.00	5,511.00
01/01/1950	02/15/2006	47	WTS LUCENT TECHNOLOGIES INC	0.62	0.00	29.14	0.00	29.14
01/01/1950	02/15/2006	140	PEPSICO INC-NORTH CAROLINA	57.94	0.00	8,112.17	0.00	8,112.17
01/01/1950	02/15/2006	220	PROCTER & GAMBLE CO	60.13	0.00	13,228.60	0.00	13,228.60
01/01/1950	02/15/2006	200	WAL-MART STORES INC	46.75	0.00	9,350.00	0.00	9,350.00
01/01/1950	02/21/2006	75,000	GENERAL MTRS ACCEP CORP Due 10/15/2007 3.900%	90.38	0.00	67,781.25	0.00	67,781.25
01/01/1950	02/21/2006	50,000	GENERAL MOTORS ACCPETANCE CORP Due 10/15/2009 4.950%	83.38	0.00	41,687.50	0.00	41,687.50
01/01/1950	02/21/2006	25,000	US TREASURY INFLATION INDEX Due 01/15/2014 2.000% Factor = 1.06586	99.80	0.00 *	26,594.46	0.00 *	26,594.46
01/01/1950	04/18/2006	150	BANK OF AMER CORP	45.96	0.00	6,894.00	0.00	6,894.00
01/01/1950	04/18/2006	60	PEPSICO INC-NORTH CAROLINA	58.23	0.00	3,493.84	0.00	3,493.84
01/01/1950	04/18/2006	75	PROCTER & GAMBLE CO	56.07	0.00	4,205.51	0.00	4,205.51
*** Subtotal For Zero Cost						200,832.52	0.00	200,832.52
Cash in Lieu								
01/01/1900	05/22/2006		WM WRIGLEY JR CO-CL B CASH IN LIEU OF .75000 WM WRIGLEY JR CO			34.76		34.76
01/01/1900	05/31/2006		EMBARQ CORPORATION CASH IN LIEU OF .25000 SPRINT NEXTEL CORPORATION			10.15		10.15

CHILDREN'S HEALTH COUNCIL- FUNDS FUNCTIONING AS ENDOWMENT (888-03816)
Capital Gains

July 01, 2005 to June 30, 2006
 Reporting Currency: US dollars

	<u>Total Proceeds</u>	<u>Total Cost</u>	<u>Gain Or Loss</u>
*** Subtotal For Cash in Lieu	44.91	0.00	44.91
**** Total	2,249,516.90	1,639,634.53	609,882.37

**** Account Totals ****

Short Term Gain:	40,256.00
Long Term Gain:	368,748.94
Zero Cost Gain:	200,832.52
Cash in Lieu Gain:	44.91
Current Period Gain:	609,882.37

* Original cost has been adjusted for amortization of premium or accretion of original issue/market discount.

The information in this report is of a preliminary nature and for this account only; you should verify the accuracy of all calculations with your tax advisor.

Market value information, including prices and accrued income, has been obtained from sources which we believe to be reliable. We make no statement or warranty that any quoted value necessarily reflects the proceeds which may be received on the sale of a security.

CHILDREN'S HEALTH COUNCIL, PERMANENT ENDOWMENT FUND (888-03817)
Capital Gains

July 01, 2005 to June 30, 2006
 Reporting Currency: US dollars

Open Date	Close Date	Quantity	Description	Sale Price	Unit Cost	Total Proceeds	Total Cost	Gain Or Loss
Short Term								
01/31/2005	08/26/2005	475	UNITED PARCEL SVC INC	71.39	74.51	33,911.77	35,390.16	-1,478.39
05/20/2005	09/02/2005	225	LEHMAN BROTHERS HOLDINGS INC	108.10	92.45	24,322.88	20,800.50	3,522.38
09/26/2005	10/17/2005	900	HILTON HOTELS CORP	19.55	22.22	17,596.35	20,000.52	-2,404.17
04/27/2005	10/18/2005	1,000	EJ LILLY & CO	51.50	57.96	51,503.40	57,957.40	-6,454.00
07/22/2005	10/28/2005	500	PULTE CORP	35.99	46.20	17,993.85	23,098.68	-5,104.83
12/17/2004	11/17/2005	400	MARTIN MARIETTA MATERIALS INC	74.77	51.76	29,908.04	20,705.99	9,202.05
12/30/2004	12/01/2005	300	HCA-HEALTHCARE CO	51.62	39.54	15,484.74	11,860.64	3,624.10
01/14/2005	01/06/2006	800	APPLE COMPUTER INC	76.53	35.07	61,220.48	28,056.36	33,164.12
01/31/2005	01/06/2006	275	CARNIVAL CORP	53.95	57.52	14,835.73	15,819.04	-983.31
01/14/2005	01/13/2006	200	APPLE COMPUTER INC	85.06	35.07	17,012.30	7,014.09	9,998.21
05/11/2005	01/13/2006	200	APPLE COMPUTER INC	85.06	35.25	17,012.30	7,050.54	9,961.76
01/31/2005	01/25/2006	425	CARNIVAL CORP	52.95	57.52	22,505.83	24,447.61	-1,941.78
09/09/2005	01/26/2006	800	TEXAS INSTRUMENTS INC	29.98	34.07	23,983.20	27,255.28	-3,272.08
09/26/2005	02/15/2006	425	NAVTEQ CORP	44.49	46.20	18,906.25	19,635.81	-729.56
01/31/2006	03/27/2006	2,385,000	FEDERAL HOME LOAN BANK Due 03/27/2006	100.00	99.35	2,385,000.00	2,369,402.10	15,597.90
10/11/2005	03/28/2006	1,000	ADC TELECOMMUNICATIONS INC	26.57	19.23	26,572.70	19,234.20	7,338.50
09/09/2005	04/05/2006	900	ST JUDE MEDICAL INC	35.85	47.57	32,267.43	42,808.86	-10,541.43
07/22/2005	04/10/2006	450	AFLAC INC	45.11	43.63	20,297.97	19,635.44	662.53
01/19/2006	04/13/2006	275	EMERSON ELECTRIC CO	81.31	78.39	22,360.64	21,557.58	803.06
05/03/2005	04/21/2006	250	NOBLE CORP	84.31	51.83	21,077.65	12,957.45	8,120.20
08/01/2005	04/26/2006	300	MARVELL TECHNOLOGY GROUP	55.42	44.36	16,627.35	13,307.94	3,319.41

CHILDREN'S HEALTH COUNCIL, PERMANENT ENDOWMENT FUND (888-03817)
Capital Gains

July 01, 2005 to June 30, 2006
 Reporting Currency: US dollars

Open Date	Close Date	Quantity	Description	Sale Price	Unit Cost	Total Proceeds	Total Cost	Gain Or Loss
03/06/2006	04/28/2006	425	KLA INSTRUMENTS CORP W/RTS	48.97	52.73	20,810.30	22,410.89	-1,600.59
11/03/2005	05/04/2006	250	GETTY IMAGES INC	59.04	87.84	14,759.15	21,959.35	-7,200.20
02/22/2006	05/11/2006	500	ADVANCED MICRO DEVICES INC	31.58	40.16	15,790.00	20,078.25	-4,288.25
11/03/2005	05/11/2006	375	ACE LTD-ORD	53.71	52.91	20,140.65	19,842.04	298.61
05/11/2005	05/11/2006	625	APPLE COMPUTER INC	68.04	35.25	42,524.38	22,032.93	20,491.45
03/16/2006	05/11/2006	1,000	CBS CORP	25.97	24.25	25,968.70	24,250.00	1,718.70
01/19/2006	05/11/2006	800	COCA-COLA CO	43.35	40.89	34,680.00	32,709.60	1,970.40
06/16/2005	05/11/2006	600	EXXON MOBIL CORP	63.31	59.93	37,986.00	35,959.74	2,026.26
08/02/2005	05/11/2006	400	EXXON MOBIL CORP	63.31	59.65	25,324.00	23,859.24	1,464.76
06/13/2005	05/11/2006	500	ENSCO INTERNATIONAL INC	55.52	35.68	27,760.45	17,840.35	9,920.10
08/01/2005	05/11/2006	165	GENENTECH INC	78.73	90.34	12,991.03	14,906.29	-1,915.26
11/02/2005	05/11/2006	400	GENWORTH FINANCIAL INC	32.71	31.97	13,084.16	12,789.64	294.52
05/20/2005	05/11/2006	350	LEHMAN BROTHERS HOLDINGS INC	71.83	46.22	25,140.71	16,178.18	8,962.53
07/22/2005	05/11/2006	200	LEGG MASON INC	106.00	113.62	21,200.00	22,723.48	-1,523.48
08/01/2005	05/11/2006	261	MARVELL TECHNOLOGY GROUP	54.13	44.36	14,127.93	11,577.90	2,550.03
08/04/2005	05/11/2006	800	MERCK & CO INC	34.62	30.44	27,696.00	24,353.52	3,342.48
01/20/2006	05/11/2006	300	NORTHROP CORP	67.76	60.48	20,328.00	18,142.95	2,185.05
02/22/2006	05/11/2006	300	PROCTER & GAMBLE CO	55.67	61.47	16,701.00	18,442.44	-1,741.44
08/01/2005	05/11/2006	250	PROCTER & GAMBLE CO	55.67	55.27	13,917.50	13,816.45	101.05
08/01/2005	05/26/2006	550	MARVELL TECHNOLOGY GROUP	49.84	44.36	27,413.43	24,397.89	3,015.54
04/04/2006	05/30/2006	800	MICROSOFT CORP	23.50	27.67	18,796.32	22,134.64	-3,338.32
02/15/2006	05/30/2006	466	MICROSOFT CORP	23.50	26.66	10,948.86	12,422.67	-1,473.81

CHILDREN'S HEALTH COUNCIL, PERMANENT ENDOWMENT FUND (888-03817)
Capital Gains

July 01, 2005 to June 30, 2006
 Reporting Currency: US dollars

Open Date	Close Date	Quantity	Description	Sale Price	Unit Cost	Total Proceeds	Total Cost	Gain Or Loss
04/04/2006	06/06/2006	750	NVIDIA CORP	22.29	29.41	16,719.23	22,054.39	-5,335.16
10/24/2005	06/08/2006	2,100	INTEL CORP	17.22	22.97	36,169.14	48,245.61	-12,076.47
11/03/2005	06/20/2006	375	WM WRIGLEY JR CO	45.02	55.77	16,883.18	20,912.33	-4,029.15
*** Subtotal For Short Term						3,448,260.98	3,362,036.96	86,224.02
Long Term								
05/02/2003	07/12/2005	3,900	MBNA CORP	25.95	18.84	101,200.71	73,460.21	27,740.50
05/02/2003	07/19/2005	150	CITIGROUP INC	44.37	39.79	6,655.98	5,968.90	687.08
01/01/1950	07/19/2005	1,500	CITIGROUP INC	44.37	43.20	66,559.80	64,803.63	1,756.17
08/05/2002	07/20/2005	600	FEDERATED DEPARTMENT STORES	76.52	33.30	45,914.46	19,977.34	25,937.12
05/05/2003	07/20/2005	800	NATIONAL CITY CORP	37.39	30.86	29,914.96	24,684.60	5,230.36
07/09/2002	07/21/2005	300	CSX CORP	45.61	35.55	13,683.21	10,663.59	3,019.62
05/02/2003	07/21/2005	100	CSX CORP	45.61	31.95	4,561.07	3,194.93	1,366.14
07/16/2004	07/22/2005	700	AVON PRODUCTS INC	30.99	45.17	21,694.40	31,618.88	-9,924.48
06/08/2004	07/22/2005	400	AVON PRODUCTS INC	30.99	45.50	12,396.80	18,199.11	-5,802.31
07/16/2004	07/22/2005	2,700	CORNING INC	17.79	11.73	48,045.96	31,680.09	16,365.87
07/07/2004	07/22/2005	1,300	CORNING INC	17.79	12.19	23,133.24	15,843.30	7,289.94
01/01/1950	07/22/2005	400	DELL INC	41.27	27.57	16,509.16	11,028.93	5,480.23
05/02/2003	07/22/2005	1,300	DELL INC	41.27	29.48	53,654.77	38,328.59	15,326.18
01/08/2004	07/22/2005	500	EBAY INC	41.32	32.36	20,660.65	16,179.73	4,480.92
05/02/2003	07/22/2005	800	MICROSOFT CORP	25.70	26.01	20,560.00	20,807.18	-247.18
06/17/2003	07/22/2005	1,300	MICROSOFT CORP	25.70	25.85	33,410.00	33,605.66	-195.66
01/01/1950	07/25/2005	800	CONOCOPHILLIPS	62.32	33.54	49,855.04	26,833.71	23,021.33

CHILDREN'S HEALTH COUNCIL, PERMANENT ENDOWMENT FUND (888-03817)
Capital Gains

July 01, 2005 to June 30, 2006
 Reporting Currency: US dollars

Open Date	Close Date	Quantity	Description	Sale Price	Unit Cost	Total Proceeds	Total Cost	Gain Or Loss
01/01/1950	07/28/2005	1,000	INTERNATIONAL PAPER CO	31.14	42.61	31,137.80	42,613.61	-11,475.81
08/10/2004	08/17/2005	450	CAREMARK RX INC	46.13	27.89	20,756.39	12,552.67	8,203.72
05/09/2003	08/17/2005	500	LOWES COMPANIES INC	65.66	45.16	32,831.20	22,578.00	10,253.20
07/12/2002	08/17/2005	175	MAGNA INTERNATIONAL INC	75.16	55.66	13,153.58	9,740.92	3,412.66
11/26/2002	08/17/2005	150	MAGNA INTERNATIONAL INC	75.16	47.76	11,274.49	7,163.38	4,111.11
11/26/2002	08/17/2005	800	UNITEDHEALTH GROUP INC	51.39	19.70	41,112.48	15,756.60	25,355.88
12/08/2003	08/22/2005	400	ELECTRONIC ARTS	59.05	41.92	23,618.00	16,769.26	6,848.74
11/25/2002	09/01/2005	3,009	BERNSTEIN EMERGING MARKETS PORTFOLIO	40.61	14.98	121,000.00	45,073.59	75,926.41
11/25/2002	09/01/2005	0.65800	BERNSTEIN EMERGING MARKETS PORTFOLIO	40.61	14.97	0.00	9.85	-9.85
02/10/2004	09/01/2005	3,432.64200	BERNSTEIN INTER. DURATION INSTITUTIONAL PORTFOLIO	15.44	15.59	53,000.00	53,514.88	-514.88
07/09/2002	09/01/2005	2,416.15200	BERNSTEIN INTERNATIONAL PORTFOLIO	22.66	15.21	54,750.00	36,749.67	18,000.33
07/09/2002	09/01/2005	12,880.43500	ALLIANCEBERNSTEIN REIT INSTL F	14.72	8.60	189,600.00	110,711.84	78,888.16
07/09/2002	09/08/2005	600	HEWLETT PACKARD CO	27.79	15.98	16,674.00	9,589.65	7,084.35
07/10/2002	09/08/2005	1,300	HEWLETT PACKARD CO	27.79	15.72	36,127.00	20,434.54	15,692.46
07/16/2004	09/09/2005	1,200	AVON PRODUCTS INC	31.68	45.17	38,010.24	54,203.82	-16,193.58
05/02/2003	09/09/2005	625	CTIGROUP INC	44.41	39.79	27,755.44	24,870.41	2,885.03
02/10/2004	09/15/2005	2,545.63200	BERNSTEIN INTER. DURATION INSTITUTIONAL PORTFOLIO	15.34	15.59	39,050.00	39,686.40	-636.40
07/09/2002	09/15/2005	3,710.52600	BERNSTEIN INTERNATIONAL PORTFOLIO	22.80	15.21	84,600.00	56,437.10	28,162.90
07/09/2002	09/15/2005	2,634.95300	ALLIANCEBERNSTEIN REIT INSTL F	14.82	8.60	39,050.00	22,648.34	16,401.66
01/08/2004	09/15/2005	900	EBAY INC	37.64	32.36	33,877.17	29,123.54	4,753.63
02/13/2004	09/15/2005	500	EBAY INC	37.64	34.50	18,820.65	17,251.06	1,569.59

CHILDREN'S HEALTH COUNCIL, PERMANENT ENDOWMENT FUND (888-03817)

July 01, 2005 to June 30, 2006

Capital Gains

Reporting Currency: US dollars

Open Date	Close Date	Quantity	Description	Sale Price	Unit Cost	Total Proceeds	Total Cost	Gain Or Loss
05/07/2003	09/15/2005	500	NORFOLK SOUTHERN CORP	36.54	21.27	18,271.90	10,634.47	7,637.43
05/19/2003	09/15/2005	1,100	NORFOLK SOUTHERN CORP	36.54	21.30	40,198.18	23,425.76	16,772.42
04/01/2004	09/15/2005	400	SUNTRUST BANKS INC	70.11	70.18	28,043.88	28,072.00	-28.12
01/14/2004	09/26/2005	300	OCCIDENTAL PETROLEUM CORP-DEL	86.64	44.49	25,991.91	13,345.58	12,646.33
01/01/1950	09/30/2005	600	AMER INTERNATIONAL GROUP INC	61.90	83.36	37,142.88	50,014.10	-12,871.22
06/17/2003	10/07/2005	200	MICROSOFT CORP	24.66	25.85	4,931.92	5,170.11	-238.19
03/30/2004	10/07/2005	1,800	MICROSOFT CORP	24.66	25.22	44,387.28	45,399.36	-1,012.08
01/07/2004	10/19/2005	300	BP AMOCO P L C	64.89	49.05	19,467.63	14,715.54	4,752.09
07/10/2002	10/24/2005	3,100	NORTEL NETWORKS CORP	3.45	1.37	10,699.34	4,241.11	6,458.23
09/03/2002	10/24/2005	1,600	NORTEL NETWORKS CORP	3.45	1.05	5,522.24	1,683.36	3,838.88
08/29/2002	10/24/2005	1,300	NORTEL NETWORKS CORP	3.45	1.05	4,486.82	1,366.43	3,120.39
08/30/2002	10/24/2005	1,300	NORTEL NETWORKS CORP	3.45	1.09	4,486.82	1,419.86	3,066.96
08/22/2002	11/21/2005	700	INGRAM MICRO INC-CL A	18.56	13.34	12,994.52	9,341.08	3,653.44
08/16/2004	11/29/2005	300	MEDCOHEALTH SOLUTIONS INC	53.81	30.51	16,141.53	9,154.28	6,987.25
08/09/2004	11/29/2005	200	MEDCOHEALTH SOLUTIONS INC	53.81	29.99	10,761.02	5,998.64	4,762.38
07/13/2004	12/06/2005	600	ZIMMER HOLDINGS INC	68.41	82.79	41,043.78	49,676.70	-8,632.92
07/12/2002	12/20/2005	400	CONOCOPHILLIPS	59.15	26.54	23,661.76	10,617.44	13,044.32
06/03/2004	01/04/2006	200	OCCIDENTAL PETROLEUM CORP-DEL	85.10	44.46	17,020.10	8,892.11	8,127.99
01/14/2004	01/04/2006	100	OCCIDENTAL PETROLEUM CORP-DEL	85.10	44.49	8,510.05	4,448.53	4,061.52
12/09/2004	01/06/2006	600	CARNIVAL CORP	53.95	54.10	32,368.86	32,458.33	-89.47
05/02/2003	01/06/2006	300	DELL INC	30.57	29.48	9,172.02	8,845.07	326.95
12/26/2003	01/06/2006	1,400	DELL INC	30.57	33.87	42,802.76	47,419.71	-4,616.95

CHILDREN'S HEALTH COUNCIL, PERMANENT ENDOWMENT FUND (888-03817)
Capital Gains

July 01, 2005 to June 30, 2006
 Reporting Currency: US dollars

Open Date	Close Date	Quantity	Description	Sale Price	Unit Cost	Total Proceeds	Total Cost	Gain Or Loss
12/16/2003	01/06/2006	1,200	DELL INC	30.57	32.85	36,688.08	39,416.30	-2,728.22
05/28/2003	01/06/2006	1,200	DELL INC	30.57	30.58	36,688.08	36,701.08	-13.00
12/08/2003	01/06/2006	600	ELECTRONIC ARTS	56.66	41.92	33,998.70	25,153.89	8,844.81
12/09/2003	01/06/2006	300	ELECTRONIC ARTS	56.66	42.22	16,999.35	12,667.28	4,332.07
08/05/2004	01/06/2006	200	ELECTRONIC ARTS	56.66	48.22	11,332.90	9,644.91	1,687.99
08/05/2004	01/06/2006	600	ST JUDE MEDICAL INC	52.80	32.88	31,680.00	19,726.61	11,953.39
07/09/2004	01/06/2006	400	ST JUDE MEDICAL INC	52.80	36.41	21,120.00	14,564.30	6,555.70
01/26/2004	01/06/2006	800	YAHOO INC	43.40	23.68	34,721.36	18,944.48	15,776.88
11/20/2003	01/06/2006	200	YAHOO INC	43.40	19.83	8,680.34	3,966.40	4,713.94
12/17/2004	01/09/2006	175	GOOGLE INC	464.94	177.33	81,365.11	31,031.94	50,333.17
08/16/2004	01/17/2006	450	MEDCOHEALTH SOLUTIONS INC	55.85	30.51	25,134.48	13,731.42	11,403.06
12/26/2003	02/15/2006	300	AMGEN	72.59	61.62	21,776.94	18,484.99	3,291.95
06/09/2004	02/15/2006	200	AMGEN	72.59	55.24	14,517.96	11,048.57	3,469.39
05/02/2003	02/15/2006	500	GENERAL ELECTRIC CO	33.40	29.17	16,701.85	14,584.54	2,117.31
01/01/1950	02/15/2006	1,700	GENERAL ELECTRIC CO	33.40	22.91	56,786.29	38,947.00	17,839.29
08/06/2004	02/15/2006	800	E W SCRIPPS CO NEW-CL A	49.96	50.69	39,967.76	40,548.00	-580.24
02/13/2004	02/15/2006	300	YAHOO INC	33.06	23.48	9,916.65	7,045.46	2,871.19
01/26/2004	02/15/2006	1,200	YAHOO INC	33.06	23.68	39,666.60	28,416.74	11,249.86
06/03/2004	02/16/2006	600	OCCIDENTAL PETROLEUM CORP-DEL	87.24	44.46	52,343.46	26,676.34	25,667.12
07/10/2002	03/09/2006	600	HEWLETT PACKARD CO	32.88	15.72	19,728.48	9,431.33	10,297.15
04/08/2003	03/09/2006	200	HEWLETT PACKARD CO	32.88	15.98	6,576.16	3,196.24	3,379.92
01/06/2005	03/13/2006	700	MARVELL TECHNOLOGY GROUP	56.75	33.24	39,722.55	23,270.42	16,452.13

CHILDREN'S HEALTH COUNCIL, PERMANENT ENDOWMENT FUND (888-03817)
Capital Gains

July 01, 2005 to June 30, 2006
 Reporting Currency: US dollars

Open Date	Close Date	Quantity	Description	Sale Price	Unit Cost	Total Proceeds	Total Cost	Gain Or Loss
07/08/2004	03/22/2006	500	JONES APPAREL GROUP INC	34.61	38.87	17,303.35	19,435.70	-2,132.35
06/15/2004	03/22/2006	100	JONES APPAREL GROUP INC	34.61	38.60	3,460.67	3,859.99	-399.32
07/09/2002	03/27/2006	4,390.98900	BERNSTEIN INTERNATIONAL PORTFOLIO	26.19	15.21	115,000.00	66,786.94	48,213.06
03/24/2005	03/29/2006	30	GOOGLE INC	384.10	180.16	11,522.87	5,404.72	6,118.15
12/17/2004	03/29/2006	25	GOOGLE INC	384.10	177.33	9,602.39	4,433.14	5,169.25
03/24/2005	04/03/2006	75	GOOGLE INC	390.03	180.16	29,251.28	13,511.81	15,739.47
08/16/2004	04/03/2006	350	MEDCOHEALTH SOLUTIONS INC	56.90	30.51	19,916.03	10,680.01	9,236.02
08/05/2004	04/05/2006	800	ST JUDE MEDICAL INC	35.85	32.88	28,682.16	26,302.15	2,380.01
08/05/2004	04/07/2006	800	ELECTRONIC ARTS	55.91	48.22	44,729.52	38,579.65	6,149.87
10/13/2004	04/13/2006	700	E W SCRIPPS CO NEW-CL A	44.87	49.16	31,408.79	34,411.95	-3,003.16
05/02/2003	04/17/2006	700	GENERAL ELECTRIC CO	33.29	29.17	23,305.94	20,418.37	2,887.57
04/05/2005	04/17/2006	1,000	GENERAL ELECTRIC CO	33.29	35.27	33,294.20	35,269.20	-1,975.00
07/09/2002	04/26/2006	500	CHUBB CORP	50.62	34.27	25,312.35	17,133.95	8,178.40
02/05/2003	04/26/2006	250	HARTFORD FINANCIAL SERVICES	86.23	40.51	21,557.50	10,128.69	11,428.81
01/06/2005	04/26/2006	300	MARVELL TECHNOLOGY GROUP	55.42	33.24	16,627.35	9,973.05	6,654.30
07/07/2004	04/26/2006	575	QUALCOMM INC	51.00	35.60	29,324.54	20,469.15	8,855.39
06/14/2004	04/26/2006	700	TIME WARNER INC	16.97	17.44	11,878.72	12,209.50	-330.78
04/30/2004	04/26/2006	500	TIME WARNER INC	16.97	16.90	8,484.80	8,451.57	33.23
07/01/2003	04/26/2006	375	TEXTRON INC-W/RTS TO PUR P/STK	90.60	38.89	33,975.00	14,584.51	19,390.49
01/07/2004	04/27/2006	200	BP AMOCO P L C	73.64	49.05	14,727.04	9,810.36	4,916.68
01/28/2004	04/27/2006	100	BP AMOCO P L C	73.64	49.16	7,363.52	4,916.38	2,447.14
06/21/2004	04/27/2006	300	UNILEVER N V	72.11	68.62	21,634.44	20,584.95	1,049.49

CHILDREN'S HEALTH COUNCIL, PERMANENT ENDOWMENT FUND (888-03817)
Capital Gains

July 01, 2005 to June 30, 2006
 Reporting Currency: US dollars

Open Date	Close Date	Quantity	Description	Sale Price	Unit Cost	Total Proceeds	Total Cost	Gain Or Loss
06/21/2004	04/27/2006	300	UNILEVER N V	72.11	68.62	21,634.44	20,584.96	1,049.48
12/17/2004	05/03/2006	1,400	STARBUCKS CORP	37.25	29.27	52,156.72	40,976.94	11,179.78
05/02/2003	05/11/2006	6,523.92100	BERNSTEIN EMERGING MARKETS PORTFOLIO	43.32	16.29	279,804.94	106,246.71	173,558.23
11/25/2002	05/11/2006	497.77400	BERNSTEIN EMERGING MARKETS PORTFOLIO	43.32	14.98	21,349.06	7,456.47	13,892.59
12/06/2002	05/11/2006	136.30500	BERNSTEIN EMERGING MARKETS PORTFOLIO	43.32	14.80	5,846.00	2,017.31	3,828.69
05/02/2003	05/11/2006	0.38000	BERNSTEIN EMERGING MARKETS PORTFOLIO	43.32	16.26	0.00	6.18	-6.18
07/09/2002	05/11/2006	22,771.70100	BERNSTEIN INTERNATIONAL PORTFOLIO	28.57	15.21	650,592.39	346,357.61	304,234.78
11/25/2002	05/11/2006	20,770.95800	BERNSTEIN INTERNATIONAL PORTFOLIO	28.57	13.36	593,430.73	277,500.00	315,930.73
05/02/2003	05/11/2006	2,211.18200	BERNSTEIN INTERNATIONAL PORTFOLIO	28.57	13.86	63,173.94	30,646.98	32,526.96
12/06/2002	05/11/2006	1,323.15900	BERNSTEIN INTERNATIONAL PORTFOLIO	28.57	12.99	37,802.94	17,187.84	20,615.10
05/02/2003	05/11/2006	0.35400	BERNSTEIN INTERNATIONAL PORTFOLIO	28.57	13.84	0.00	4.90	-4.90
07/09/2002	05/11/2006	3,159.25200	ALLIANCEBERNSTEIN RET INSTL F	15.51	8.60	49,000.00	27,154.87	21,845.13
02/03/2004	05/11/2006	200	ALCON INC	101.65	64.53	20,330.00	12,906.23	7,423.77
07/09/2002	05/11/2006	200	ALTRIA GROUP INC	71.79	46.96	14,358.00	9,391.63	4,966.37
07/09/2002	05/11/2006	400	AMERICAN ELECTRIC POWER CO INC	32.65	38.45	13,060.40	15,378.14	-2,317.74
06/09/2004	05/11/2006	300	AMGEN	67.28	55.24	20,184.39	16,572.86	3,611.53
06/08/2004	05/11/2006	600	BROADCOM CORP	36.67	29.10	22,003.20	17,459.90	4,543.30
10/12/2004	05/11/2006	200	BROADCOM CORP	36.67	18.78	7,334.40	3,756.21	3,578.19
06/08/2004	05/11/2006	150	BOEING CO	88.27	47.89	13,240.26	7,184.10	6,056.16
10/03/2003	05/11/2006	275	CITIGROUP INC	49.49	47.53	13,609.75	13,071.51	538.24
05/02/2003	05/11/2006	750	CSX CORP	73.20	31.95	54,900.00	23,962.01	30,937.99
01/28/2004	05/11/2006	50	CHEVRON CORPORATION	62.70	43.85	3,135.00	2,192.37	942.63

CHILDREN'S HEALTH COUNCIL, PERMANENT ENDOWMENT FUND (888-03817)
Capital Gains

July 01, 2005 to June 30, 2006
 Reporting Currency: US dollars

Open Date	Close Date	Quantity	Description	Sale Price	Unit Cost	Total Proceeds	Total Cost	Gain Or Loss
01/14/2004	05/11/2006	200	CHEVRON CORPORATION	62.70	42.67	12,540.00	8,533.10	4,006.90
05/02/2003	05/11/2006	350	COOPER INDUSTRIES LTD	92.23	35.63	32,280.50	12,469.40	19,811.10
05/02/2003	05/11/2006	500	COMCAST CORPORATION	31.85	29.10	15,925.00	14,549.68	1,375.32
07/09/2002	05/11/2006	1,100	CHUBB CORP	51.75	34.27	56,930.17	37,694.69	19,235.48
01/06/2005	05/11/2006	293	CORNING INC	25.75	11.80	7,545.37	3,456.16	4,089.21
07/16/2004	05/11/2006	1,700	CORNING INC	25.75	11.73	43,778.57	19,946.74	23,831.83
02/16/2005	05/11/2006	100	EBAY INC	32.03	42.83	3,203.05	4,283.03	-1,079.98
02/13/2004	05/11/2006	1,500	EBAY INC	32.03	34.50	48,045.75	51,753.21	-3,707.46
03/15/2005	05/11/2006	425	ENTERGY CORP NEW	69.03	71.77	29,337.92	30,502.67	-1,164.75
05/05/2003	05/11/2006	210	FEDERAL HOME LOAN MORTGAGE	62.40	58.62	13,104.00	12,309.72	794.28
01/01/1950	05/11/2006	300	FEDERAL NATIONAL MORTGAGE ASSN	50.50	80.72	15,150.00	24,217.20	-9,067.20
07/09/2002	05/11/2006	160	GOLDMAN SACHS GROUP INC	159.32	72.89	25,490.62	11,662.94	13,827.68
04/27/2005	05/11/2006	50	GOLDMAN SACHS GROUP INC	159.32	107.20	7,965.82	5,360.06	2,605.76
07/09/2002	05/11/2006	190	GOLDMAN SACHS GROUP INC	159.32	72.89	30,270.12	13,849.75	16,420.37
05/02/2005	05/11/2006	225	GLOBALSANTAFE CORP	61.79	34.58	13,902.75	7,779.52	6,123.23
04/07/2005	05/11/2006	385	GENENTECH INC	78.73	58.66	30,312.40	22,583.36	7,729.04
03/24/2005	05/11/2006	78	GOOGLE INC	388.10	180.16	30,271.52	14,052.28	16,219.24
10/23/2003	05/11/2006	489	GENERAL ELECTRIC CO	34.36	28.41	16,800.87	13,891.77	2,909.10
03/24/2005	05/11/2006	300	B F GOODRICH CO	46.19	38.74	13,857.00	11,621.69	2,235.31
03/24/2005	05/11/2006	263	HALLIBURTON CO	80.54	42.40	21,181.76	11,150.68	10,031.08
04/08/2003	05/11/2006	835	HEWLETT PACKARD CO	32.58	15.98	27,204.30	13,344.33	13,859.97
09/29/2004	05/11/2006	800	JUNIPER NETWORKS	17.15	23.46	13,720.72	18,768.36	-5,047.64

CHILDREN'S HEALTH COUNCIL, PERMANENT ENDOWMENT FUND (888-03817)
Capital Gains

July 01, 2005 to June 30, 2006
 Reporting Currency: US dollars

Open Date	Close Date	Quantity	Description	Sale Price	Unit Cost	Total Proceeds	Total Cost	Gain Or Loss
02/27/2004	05/11/2006	1,771	JUNIPER NETWORKS	17.15	25.72	30,374.24	45,542.07	-15,167.83
07/08/2004	05/11/2006	600	JONES APPAREL GROUP INC	34.25	38.87	20,549.70	23,322.86	-2,773.16
12/26/2003	05/11/2006	584	LOWES COMPANIES INC	64.32	54.07	37,564.22	31,578.98	5,985.24
07/09/2002	05/11/2006	250	METLIFE INC	52.80	29.72	13,200.00	7,430.12	5,769.88
05/02/2003	05/11/2006	125	MAGNA INTERNATIONAL INC	79.95	52.12	9,993.14	6,515.00	3,478.14
11/26/2002	05/11/2006	100	MAGNA INTERNATIONAL INC	79.95	47.76	7,994.51	4,775.59	3,218.92
02/22/2005	05/11/2006	500	MERRILL LYNCH & CO INC	74.52	58.57	37,260.00	29,282.80	7,977.20
02/23/2005	05/11/2006	200	MERRILL LYNCH & CO INC	74.52	58.53	14,904.00	11,706.53	3,197.47
05/02/2003	05/11/2006	500	MICROSOFT CORP	23.21	26.01	11,605.35	13,004.49	-1,399.14
04/19/2004	05/11/2006	500	MICROSOFT CORP	23.21	25.43	11,605.35	12,712.67	-1,107.32
09/29/2004	05/11/2006	603	NABORS INDUSTRIES LTD	38.97	23.46	23,498.91	14,143.73	9,355.18
05/05/2003	05/11/2006	600	NATIONAL CITY CORP	37.65	30.86	22,589.34	18,513.45	4,075.89
05/20/2003	05/11/2006	250	NORFOLK SOUTHERN CORP	55.94	21.30	13,984.25	5,324.56	8,659.69
05/19/2003	05/11/2006	200	NORFOLK SOUTHERN CORP	55.94	21.30	11,187.40	4,259.24	6,928.16
08/28/2002	05/11/2006	1,200	OFFICE DEPOT INC	44.60	12.89	53,516.88	15,473.21	38,043.67
10/08/2002	05/11/2006	50	PROCTER & GAMBLE CO	55.67	44.78	2,783.50	2,239.10	544.40
05/06/2003	05/11/2006	388	PROCTER & GAMBLE CO	55.67	44.80	21,599.96	17,381.70	4,218.26
07/07/2004	05/11/2006	625	QUALCOMM INC	49.09	35.60	30,680.13	22,249.09	8,431.04
07/16/2004	05/11/2006	305	QUALCOMM INC	49.09	34.61	14,971.90	10,556.89	4,415.01
04/01/2004	05/11/2006	500	SUNTRUST BANKS INC	76.69	70.18	38,343.40	35,090.00	3,253.40
12/07/2004	05/11/2006	250	TARGET CORP	53.38	51.23	13,345.03	12,806.31	538.72
12/07/2004	05/11/2006	50	TARGET CORP	53.38	51.23	2,669.01	2,561.26	107.75

CHILDREN'S HEALTH COUNCIL, PERMANENT ENDOWMENT FUND (888-03817)
Capital Gains

July 01, 2005 to June 30, 2006
 Reporting Currency: US dollars

Open Date	Close Date	Quantity	Description	Sale Price	Unit Cost	Total Proceeds	Total Cost	Gain Or Loss
12/08/2004	05/11/2006	125	TARGET CORP	53.38	51.03	6,672.51	6,378.36	294.15
06/15/2004	05/11/2006	400	TIME WARNER INC	17.31	17.55	6,924.00	7,018.72	-94.72
06/14/2004	05/11/2006	300	TIME WARNER INC	17.31	17.44	5,193.00	5,232.65	-39.65
08/17/2004	05/11/2006	100	TIME WARNER INC	17.31	16.28	1,731.00	1,627.74	103.26
12/09/2004	05/11/2006	500	TEVA PHARMACEUTICAL INDS	38.12	28.60	19,060.00	14,301.05	4,758.95
05/02/2003	05/11/2006	488	UNITEDHEALTH GROUP INC	44.42	22.96	21,674.86	11,202.62	10,472.24
03/24/2005	05/11/2006	247	WELLPOINT INC	70.78	61.58	17,482.66	15,210.06	2,272.60
07/23/2004	05/11/2006	226	XL CAPITAL LTD-CL A	65.80	69.15	14,870.80	15,627.56	-756.76
02/13/2004	05/11/2006	1,040	YAHOO INC	31.02	23.48	32,260.80	24,424.27	7,836.53
02/16/2005	05/24/2006	450	EBAY INC	29.91	42.83	13,460.13	19,273.63	-5,813.50
09/30/2003	05/30/2006	225	PEPSICO INC-NORTH CAROLINA	60.22	45.92	13,550.40	10,332.91	3,217.49
06/09/2004	06/13/2006	225	AMGEN	67.47	55.24	15,180.82	12,429.64	2,751.18
05/02/2003	06/16/2006	275	WACHOVIA CORP 2ND NEW	52.73	39.13	14,499.71	10,761.45	3,738.26
05/23/2003	06/20/2006	507	SAFEWAY INC	24.70	18.83	12,523.36	9,549.16	2,974.20
05/02/2003	06/29/2006	175	MAGNA INTERNATIONAL INC	71.61	52.12	12,532.14	9,121.00	3,411.14
*** Subtotal For Long Term						6,284,792.59	4,216,007.60	2,068,784.99

CHILDREN'S HEALTH COUNCIL, PERMANENT ENDOWMENT FUND (888-03817)
Capital Gains

July 01, 2005 to June 30, 2006
Reporting Currency: US dollars

	<u>Total Proceeds</u>	<u>Total Cost</u>	<u>Gain Or Loss</u>
**** Total	9,733,053.57	7,578,044.56	2,155,009.01

**** Account Totals ****

Short Term Gain:	86,224.02
Long Term Gain:	2,068,784.99
Current Period Gain:	2,155,009.01

The Information in this report is of a preliminary nature and for this account only; you should verify the accuracy of all calculations with your tax advisor.

Market value information, including prices and accrued income, has been obtained from sources which we believe to be reliable. We make no statement or warranty that any quoted value necessarily reflects the proceeds which may be received on the sale of a security

• If you are filing for an Additional (not automatic) 3-Month Extension, complete only Part II and check this box

Note: Only complete Part II if you have already been granted an automatic 3-month extension on a previously filed Form 8868.

• If you are filing for an Automatic 3-Month Extension, complete only Part I (on page 1).

Part II Additional (not automatic) 3-Month Extension of Time - Must file Original and One Copy.		
Type or print.	Name of Exempt Organization THE CHILDREN'S HEALTH COUNCIL OF THE MID-PENINSULA	Employer identification number 94-1312311
File by the extended due date for filing the return. See instructions.	Number, street, and room or suite no. If a P.O. box, see instructions. 650 CLARK WAY	For IRS use only
	City, town or post office, state, and ZIP code. For a foreign address, see instructions. PALO ALTO, CA 94304	

Check type of return to be filed (File a separate application for each return):

- Form 990 Form 990-EZ Form 990-T (sec. 401(a) or 408(a) trust) Form 1041-A Form 5227 Form 8870
- Form 990-BL Form 990-PF Form 990-T (trust other than above) Form 4720 Form 6069

STOP: Do not complete Part II if you were not already granted an automatic 3-month extension on a previously filed Form 8868.

- The books are in the care of **ANDRES SIERRA**
Telephone No. **(650) 688-3685** FAX No. _____
- If the organization does not have an office or place of business in the United States, check this box
- If this is for a Group Return, enter the organization's four digit Group Exemption Number (GEN) _____. If this is for the whole group, check this box . If it is for part of the group, check this box and attach a list with the names and EINs of all members the extension is for.

4 I request an additional 3-month extension of time until **MAY 15, 2007**.

5 For calendar year _____, or other tax year beginning **JUL 1, 2005** and ending **JUN 30, 2006**.

6 If this tax year is for less than 12 months, check reason: Initial return Final return Change in accounting period

7 State in detail why you need the extension
TAXPAYER RESPECTFULLY REQUESTS ADDITIONAL TIME TO GATHER INFORMATION NECESSARY TO PREPARE A COMPLETE AND ACCURATE TAX RETURN.

8a If this application is for Form 990-BL, 990-PF, 990-T, 4720, or 6069, enter the tentative tax, less any nonrefundable credits. See instructions \$ _____

b If this application is for Form 990-PF, 990-T, 4720, or 6069, enter any refundable credits and estimated tax payments made. Include any prior year overpayment allowed as a credit and any amount paid previously with Form 8868 \$ _____

c Balance Due. Subtract line 8b from line 8a. Include your payment with this form, or, if required, deposit with FTD coupon or, if required, by using EFTPS (Electronic Federal Tax Payment System). See instructions \$ _____ **N/A**

Signature and Verification

Under penalties of perjury, I declare that I have examined this form, including accompanying schedules and statements, and to the best of my knowledge and belief, it is true, correct, and complete, and that I am authorized to prepare this form.

Signature **[Signature]** Title **CPA** Date **2/10/07**

Notice to Applicant - To Be Completed by the IRS

- We have approved this application. Please attach this form to the organization's return.
- We have not approved this application. However, we have granted a 10-day grace period from the later of the date shown below or the due date of the organization's return (including any prior extensions). This grace period is considered to be a valid extension of time for elections otherwise required to be made on a timely return. Please attach this form to the organization's return.
- We have not approved this application. After considering the reasons stated in item 7, we cannot grant your request for an extension of time to file. We are not granting a 10-day grace period.
- We cannot consider this application because it was filed after the extended due date of the return for which an extension was requested.
- Other _____

Director _____ By: _____ Date _____

Alternate Mailing Address - Enter the address if you want the copy of this application for an additional 3-month extension returned to an address different than the one entered above.

Type or print	Name FRANK, RIMERMAN & CO. LLP	Frank, Rimerman & Co. LLP 94-1341042
	Number and street (include suite, room, or apt. no.) or a P.O. box number 1801 PAGE MILL ROAD	1801 Page Mill Road
	City or town, province or state, and country (including postal or ZIP code) PALO ALTO, CA 94304	Palo Alto, CA 94304

523832 05-01-05

AFM

Application for Extension of Time To File an Exempt Organization Return

OMB No. 1545-1709

▶ File a separate application for each return.

- If you are filing for an **Automatic 3-Month Extension**, complete only **Part I** and check this box
 - If you are filing for an **Additional (not automatic) 3-Month Extension**, complete only **Part II** (on page 2 of this form).
- Do not complete Part II unless you have already been granted an automatic 3-month extension on a previously filed Form 8868.**

Part I Automatic 3-Month Extension of Time - Only submit original (no copies needed)

Form 990-T corporations requesting an automatic 6-month extension - check this box and complete Part I only ...

All other corporations (including Form 990-C filers) must use Form 7004 to request an extension of time to file income tax returns. Partnerships, REMICs, and trusts must use Form 8736 to request an extension of time to file Form 1065, 1066, or 1041.

Electronic Filing (e-file). Form 8868 can be filed electronically if you want a 3-month automatic extension of time to file one of the returns noted below (6 months for corporate Form 990-T filers). However, you cannot file it electronically if you want the additional (not automatic) 3-month extension, instead you must submit the fully completed signed page 2 (Part II) of Form 8868. For more details on the electronic filing of this form, visit www.irs.gov/efile.

Type or print	Name of Exempt Organization THE CHILDREN'S HEALTH COUNCIL OF THE MID-PENINSULA	Employer identification number 94-1312311
File by the due date for filing your return. See instructions.	Number, street, and room or suite no. If a P.O. box, see instructions. 650 CLARK WAY	
	City, town or post office, state, and ZIP code. For a foreign address, see instructions. PALO ALTO, CA 94304	

Check type of return to be filed (file a separate application for each return):

- | | | |
|----------------------------------------------|-------------------------------------------------------------------|------------------------------------|
| <input checked="" type="checkbox"/> Form 990 | <input type="checkbox"/> Form 990-T (corporation) | <input type="checkbox"/> Form 4720 |
| <input type="checkbox"/> Form 990-BL | <input type="checkbox"/> Form 990-T (sec. 401(a) or 408(a) trust) | <input type="checkbox"/> Form 5227 |
| <input type="checkbox"/> Form 990-EZ | <input type="checkbox"/> Form 990-T (trust other than above) | <input type="checkbox"/> Form 6069 |
| <input type="checkbox"/> Form 990-PF | <input type="checkbox"/> Form 1041-A | <input type="checkbox"/> Form 8870 |

- The books are in the care of ▶ **ANDRES SIERRA**
Telephone No. ▶ **(650) 688-3685** FAX No. ▶ _____
- If the organization does not have an office or place of business in the United States, check this box
- If this is for a **Group Return**, enter the organization's four digit Group Exemption Number (GEN) _____. If this is for the **whole group**, check this box . If it is for part of the group, check this box and attach a list with the names and EINs of all members the extension will cover.

- I request an automatic 3-month (6-months for a **Form 990-T corporation**) extension of time until **FEBRUARY 15, 2007** to file the exempt organization return for the organization named above. The extension is for the organization's return for:
 - ▶ calendar year _____ or
 - ▶ tax year beginning **JUL 1, 2005**, and ending **JUN 30, 2006**.
- If this tax year is for less than 12 months, check reason: Initial return Final return Change in accounting period
- 3a** If this application is for Form 990-BL, 990-PF, 990-T, 4720, or 6069, enter the tentative tax, less any nonrefundable credits. See instructions \$ _____
- b** If this application is for Form 990-PF or 990-T, enter any refundable credits and estimated tax payments made. Include any prior year overpayment allowed as a credit \$ _____
- c Balance Due.** Subtract line 3b from line 3a. Include your payment with this form, or, if required, deposit with FTD coupon or, if required, by using EFTPS (Electronic Federal Tax Payment System). See instructions \$ **N/A**

Caution. If you are going to make an electronic fund withdrawal with this Form 8868, see Form 8453-EO and Form 8879-EO for payment instructions.
LHA For Privacy Act and Paperwork Reduction Act Notice, see instructions. Form 8868 (Rev. 12-2004)

Frank, Rimerman & Co. LLP 94-1341042
1801 Page Mill Road
Palo Alto, CA 94304