

Return of Organization Exempt From Income Tax

2005

Open to Public Inspection

Under section 501(c), 527, or 4947(a)(1) of the Internal Revenue Code (except black lung benefit trust or private foundation)

Department of the Treasury Internal Revenue Service

The organization may have to use a copy of this return to satisfy state reporting requirements.

A For the 2005 calendar year, or tax year beginning 7/01, 2005, and ending 6/30, 2006

- B Check if applicable: Address change, Name change, Initial return, Final return, Amended return, Application pending

GUIDE DOGS OF THE DESERT
P. O. BOX 1692
PALM SPRINGS, CA 92263

D Employer Identification Number: 23-7296531
E Telephone number: 760 329 6257
F Accounting method: [ ] Cash [X] Accrual

Section 501(c)(3) organizations and 4947(a)(1) nonexempt charitable trusts must attach a completed Schedule A (Form 990 or 990-EZ).

- H (a) Is this a group return for affiliates? [ ] Yes [X] No
H (b) If 'Yes,' enter number of affiliates
H (c) Are all affiliates included? [ ] Yes [ ] No
H (d) Is this a separate return filed by an organization covered by a group ruling? [ ] Yes [X] No

G Web site: WWW.GUIDEDOGSOFTHEDESERT.ORG

J Organization type (check only one): [X] 501(c) 3 (insert no) [ ] 4947(a)(1) or [ ] 527

K Check here [ ] if the organization's gross receipts are normally not more than \$25,000. The organization need not file a return with the IRS; but if the organization chooses to file a return, be sure to file a complete return. Some states require a complete return.

I Group Exemption Number
M Check [ ] if the organization is not required to attach Schedule B (Form 990, 990-EZ, or 990-PF).

L Gross receipts: Add lines 6b, 8b, 9b, and 10b to line 12 2,473,675.

Part I Revenue, Expenses, and Changes in Net Assets or Fund Balances (See Instructions)

SCANNED DEC 07 2003

Table with 21 rows and 4 columns: Description, (A) Securities, (B) Other, Total. Includes revenue from contributions, program services, and expenses for management and fundraising.

RECEIVED
NOV 17 2006
OGDEN, UT

915-23

25

**Part II Statement of Functional Expenses** All organizations must complete column (A). Columns (B), (C), and (D) are required for section 501(c)(3) and (4) organizations and section 4947(a)(1) nonexempt charitable trusts but optional for others.

| Do not include amounts reported on line 6b, 8b, 9b, 10b, or 16 of Part I   |     | (A) Total  | (B) Program services | (C) Management and general | (D) Fundraising |
|--|-----|------------|----------------------|----------------------------|-----------------|
| 22 Grants and allocations (att sch)<br>(cash \$ _____<br>non-cash \$ _____)<br>If this amount includes foreign grants, check here <input type="checkbox"/> | 22  |            |                      |                            |                 |
| 23 Specific assistance to individuals (att sch)  | 23  |            |                      |                            |                 |
| 24 Benefits paid to or for members (att sch)   | 24  |            |                      |                            |                 |
| 25 Compensation of officers, directors, etc  | 25  | 0.         | 0.                   | 0.                         | 0.              |
| 26 Other salaries and wages  | 26  | 554,844.   | 383,756.             | 44,106.                    | 126,982.        |
| 27 Pension plan contributions  | 27  |            |                      |                            |                 |
| 28 Other employee benefits   | 28  |            |                      |                            |                 |
| 29 Payroll taxes   | 29  | 47,488.    | 33,575.              | 3,587.                     | 10,326.         |
| 30 Professional fundraising fees   | 30  |            |                      |                            |                 |
| 31 Accounting fees   | 31  | 22,702.    |                      | 22,702.                    |                 |
| 32 Legal fees  | 32  | 600.       | 600.                 |                            |                 |
| 33 Supplies  | 33  | 43,200.    | 31,588.              | 5,806.                     | 5,806.          |
| 34 Telephone   | 34  | 15,119.    | 10,583.              | 2,571.                     | 1,965.          |
| 35 Postage and shipping  | 35  | 53,159.    | 22,778.              | 2,573.                     | 27,808.         |
| 36 Occupancy   | 36  | 31,244.    | 28,744.              | 1,563.                     | 937.            |
| 37 Equipment rental and maintenance  | 37  | 6,422.     | 4,238.               | 1,092.                     | 1,092.          |
| 38 Printing and publications   | 38  |            |                      |                            |                 |
| 39 Travel  | 39  | 17,145.    | 16,591.              | 140.                       | 414.            |
| 40 Conferences, conventions, and meetings  | 40  |            |                      |                            |                 |
| 41 Interest  | 41  | 41,842.    | 38,806.              | 1,518.                     | 1,518.          |
| 42 Depreciation, depletion, etc (attach schedule)  | 42  | 88,429.    | 84,008.              | 2,653.                     | 1,768.          |
| 43 Other expenses not covered above (itemize):   |     |            |                      |                            |                 |
| a SEE STATEMENT 5  | 43a | 282,941.   | 213,357.             | 29,335.                    | 40,249.         |
| b _____  | 43b |            |                      |                            |                 |
| c _____  | 43c |            |                      |                            |                 |
| d _____  | 43d |            |                      |                            |                 |
| e _____  | 43e |            |                      |                            |                 |
| f _____  | 43f |            |                      |                            |                 |
| g _____  | 43g |            |                      |                            |                 |
| 44 Total functional expenses. Add lines 22 through 43. (Organizations completing columns (B) - (D), carry these totals to lines 13 - 15).                  | 44  | 1,205,135. | 868,624.             | 117,646.                   | 218,865.        |

Joint Costs. Check  if you are following SOP 98-2.

Are any joint costs from a combined educational campaign and fundraising solicitation reported in (B) Program services?  Yes  No  
 If 'Yes,' enter (i) the aggregate amount of these joint costs \$ \_\_\_\_\_; (ii) the amount allocated to Program services \$ \_\_\_\_\_, (iii) the amount allocated to Management and general \$ \_\_\_\_\_; and (iv) the amount allocated to Fundraising \$ \_\_\_\_\_

**Part III Statement of Program Service Accomplishments**

Form 990 is available for public inspection and, for some people, serves as the primary or sole source of information about a particular organization. How the public perceives an organization in such cases may be determined by the information presented on its return. Therefore, please make sure the return is complete and accurate and fully describes, in Part III, the organization's programs and accomplishments.

| What is the organization's primary exempt purpose?<br>All organizations must describe their exempt purpose achievements in a clear and concise manner. State the number of clients served, publications issued, etc. Discuss achievements that are not measurable. (Section 501(c)(3) and (4) organizations and 4947(a)(1) nonexempt charitable trusts must also enter the amount of grants and allocations to others.) | Program Service Expenses<br>(Required for 501(c)(3) and (4) organizations and 4947(a)(1) trusts, but optional for others) |
|---|---|
| a <u>TO TRAIN AND PROVIDE GUIDE DOGS AND INSTRUCT THE BLIND IN THEIR CARE AND USE.</u><br>-----<br>-----<br>-----<br>(Grants and allocations \$ _____ ) If this amount includes foreign grants, check here <input type="checkbox"/>   | 868,624.  |
| b -----<br>-----<br>-----<br>(Grants and allocations \$ _____ ) If this amount includes foreign grants, check here <input type="checkbox"/>   |   |
| c -----<br>-----<br>-----<br>(Grants and allocations \$ _____ ) If this amount includes foreign grants, check here <input type="checkbox"/>   |   |
| d -----<br>-----<br>-----<br>(Grants and allocations \$ _____ ) If this amount includes foreign grants, check here <input type="checkbox"/>   |   |
| e Other program services . . . . .<br>(Grants and allocations \$ _____ ) If this amount includes foreign grants, check here <input type="checkbox"/>  |   |
| <b>f Total of Program Service Expenses (should equal line 44, column (B), Program services)</b>   | <b>868,624.</b>   |

BAA

**Part IV** Balance Sheets (See Instructions)

**Note:** Where required, attached schedules and amounts within the description column should be for end-of-year amounts only.

|  |  | (A)<br>Beginning of year |            | (B)<br>End of year |            |
|--|--|--------------------------|------------|--------------------|------------|
| ASSETS   | 45 Cash – non-interest-bearing . . . . .   | 164,879.                 | 45         | 177,201.           |            |
|  | 46 Savings and temporary cash investments . . . . .  |                          | 46         | 195,101.           |            |
|  | 47 a Accounts receivable . . . . .   | 47 a                     |            |                    |            |
|  | b Less: allowance for doubtful accounts . . . . .  | 47 b                     |            | 47 c               |            |
|  | 48 a Pledges receivable . . . . .  | 48 a                     | 190,000.   |                    |            |
|  | b Less: allowance for doubtful accounts . . . . .  | 48 b                     |            | 48 c               |            |
|  | 49 Grants receivable . . . . .   |                          | 404,476.   | 49                 | 652,942.   |
|  | 50 Receivables from officers, directors, trustees, and key employees (attach schedule) . . . . .   |                          |            | 50                 |            |
|  | 51 a Other notes & loans receivable (attach sch). . . . .  | 51 a                     |            |                    |            |
|  | b Less: allowance for doubtful accounts . . . . .  | 51 b                     |            | 51 c               |            |
|  | 52 Inventories for sale or use . . . . .   |                          | 3,545.     | 52                 | 2,000.     |
|  | 53 Prepaid expenses and deferred charges . . . . .   |                          | 4,894.     | 53                 | 28,588.    |
|  | 54 Investments – securities (attach schedule) . . . . .  |                          | 500,848.   | 54                 | 360,031.   |
|  | 55 a Investments – land, buildings, & equipment, basis . . . . .   | 55 a                     |            |                    |            |
|  | b Less: accumulated depreciation (attach schedule) . . . . .   | 55 b                     |            | 55 c               |            |
|  | 56 Investments – other (attach schedule) . . . . .   |                          |            | 56                 |            |
|  | 57 a Land, buildings, and equipment: basis . . . . .   | 57 a                     | 2,598,485. |                    |            |
|  | b Less: accumulated depreciation (attach schedule) STATEMENT 6 . . . . .   | 57 b                     | 803,178.   | 57 c               | 1,795,307. |
|  | 58 Other assets (describe ► _____).  |                          |            | 58                 |            |
| 59 <b>Total assets</b> (must equal line 74). Add lines 45 through 58 . . . . . |  | 2,905,107.               | 59         | 3,401,170.         |            |
| LIABILITIES  | 60 Accounts payable and accrued expenses . . . . .   | 37,035.                  | 60         | 53,170.            |            |
|  | 61 Grants payable . . . . .  |                          | 61         |                    |            |
|  | 62 Deferred revenue . . . . .  | 233,728.                 | 62         |                    |            |
|  | 63 Loans from officers, directors, trustees, and key employees (attach schedule) . . . . .   |                          | 63         |                    |            |
|  | 64 a Tax-exempt bond liabilities (attach schedule) . . . . .   |                          | 64 a       |                    |            |
|  | b Mortgages and other notes payable (attach schedule) . . . . .  |                          | 421,437.   | 64 b               | 388,102.   |
|  | 65 Other liabilities (describe ► _____).   |                          | 248,736.   | 65                 |            |
| 66 <b>Total liabilities.</b> Add lines 60 through 65 . . . . .                 |  | 940,936.                 | 66         | 441,272.           |            |
| NET ASSETS OR FUND BALANCES  | <b>Organizations that follow SFAS 117, check here</b> <input checked="" type="checkbox"/> and complete lines 67 through 69 and lines 73 and 74.                      |                          |            |                    |            |
|  | 67 Unrestricted . . . . .  |                          | 1,186,987. | 67                 | 1,627,126. |
|  | 68 Temporarily restricted . . . . .  |                          | 287,058.   | 68                 | 849,924.   |
|  | 69 Permanently restricted . . . . .  |                          | 490,126.   | 69                 | 482,848.   |
|  | <b>Organizations that do not follow SFAS 117, check here</b> <input type="checkbox"/> and complete lines 70 through 74   |                          |            |                    |            |
|  | 70 Capital stock, trust principal, or current funds . . . . .  |                          |            | 70                 |            |
|  | 71 Paid-in or capital surplus, or land, building, and equipment fund . . . . .   |                          |            | 71                 |            |
|  | 72 Retained earnings, endowment, accumulated income, or other funds . . . . .  |                          |            | 72                 |            |
|  | 73 <b>Total net assets or fund balances</b> (add lines 67 through 69 or lines 70 through 72; column (A) must equal line 19; column (B) must equal line 21) . . . . . |                          | 1,964,171. | 73                 | 2,959,898. |
|  | 74 <b>Total liabilities and net assets/fund balances.</b> Add lines 66 and 73 . . . . .  |                          | 2,905,107. | 74                 | 3,401,170. |

BAA

Form 990 (2005)

**Part IV-A Reconciliation of Revenue per Audited Financial Statements with Revenue per Return** (See instructions.)

|          |  |           |          |            |
|----------|--|-----------|----------|------------|
| <b>a</b> | Total revenue, gains, and other support per audited financial statements |           | <b>a</b> | 1,986,044. |
| <b>b</b> | Amounts included on line <b>a</b> but not on Part I, line 12:            |           |          |            |
|          | 1 Net unrealized gains on investments                                    | <b>b1</b> |          | -15,871.   |
|          | 2 Donated services and use of facilities                                 | <b>b2</b> |          |            |
|          | 3 Recoveries of prior year grants  | <b>b3</b> |          |            |
|          | 4 Other (specify):<br>SEE STM 7  | <b>b4</b> |          | 54,202.    |
|          | Add lines <b>b1</b> through <b>b4</b> .                                  |           | <b>b</b> | 38,331.    |
| <b>c</b> | Subtract line <b>b</b> from line <b>a</b>                                |           | <b>c</b> | 1,947,713. |
| <b>d</b> | Amounts included on Part I, line 12, but not on line <b>a</b> :          |           |          |            |
|          | 1 Investment expenses not included on Part I, line 6b                    | <b>d1</b> |          |            |
|          | 2 Other (specify):<br>SEE STM 8  | <b>d2</b> |          | 8,673.     |
|          | Add lines <b>d1</b> and <b>d2</b>  |           | <b>d</b> | 8,673.     |
| <b>e</b> | Total revenue (Part I, line 12) Add lines <b>c</b> and <b>d</b>          |           | <b>e</b> | 1,956,386. |

**Part IV-B Reconciliation of Expenses per Audited Financial Statements with Expenses per Return**

|          |  |           |          |            |
|----------|--|-----------|----------|------------|
| <b>a</b> | Total expenses and losses per audited financial statements       |           | <b>a</b> | 1,259,337. |
| <b>b</b> | Amounts included on line <b>a</b> but not on Part I, line 17:    |           |          |            |
|          | 1 Donated services and use of facilities                         | <b>b1</b> |          |            |
|          | 2 Prior year adjustments reported on Part I, line 20             | <b>b2</b> |          |            |
|          | 3 Losses reported on Part I, line 20                             | <b>b3</b> |          |            |
|          | 4 Other (specify):<br>SEE STMT 9                                 | <b>b4</b> |          | 54,202.    |
|          | Add lines <b>b1</b> through <b>b4</b> .                          |           | <b>b</b> | 54,202.    |
| <b>c</b> | Subtract line <b>b</b> from line <b>a</b> .                      |           | <b>c</b> | 1,205,135. |
| <b>d</b> | Amounts included on Part I, line 17, but not on line <b>a</b> :  |           |          |            |
|          | 1 Investment expenses not included on Part I, line 6b            | <b>d1</b> |          |            |
|          | 2 Other (specify):   | <b>d2</b> |          |            |
|          | Add lines <b>d1</b> and <b>d2</b>                                |           | <b>d</b> |            |
| <b>e</b> | Total expenses (Part I, line 17) Add lines <b>c</b> and <b>d</b> |           | <b>e</b> | 1,205,135. |

**Part V-A Current Officers, Directors, Trustees, and Key Employees** (List each person who was an officer, director, trustee, or key employee at any time during the year even if they were not compensated.) (See the instructions)

| (A) Name and address | (B) Title and average hours per week devoted to position | (C) Compensation (if not paid, enter -0-) | (D) Contributions to employee benefit plans and deferred compensation plans | (E) Expense account and other allowances |
|----------------------|--|---|---|--|
| SEE STATEMENT 10     |  | 0.  | 0.  | 0.                                       |
|                      |  |   |   |  |
|                      |  |   |   |  |
|                      |  |   |   |  |
|                      |  |   |   |  |
|                      |  |   |   |  |
|                      |  |   |   |  |
|                      |  |   |   |  |
|                      |  |   |   |  |
|                      |  |   |   |  |



| Part VI Other Information (continued)  |             | Yes | No                       |
|--|-------------|-----|--------------------------|
| <b>82 a</b> Did the organization receive donated services or the use of materials, equipment, or facilities at no charge or at substantially less than fair rental value?  | <b>82 a</b> | X   |                          |
| b If 'Yes,' you may indicate the value of these items here. Do not include this amount as revenue in Part I or as an expense in Part II. (See instructions in Part III.)   |             |     |                          |
|  | <b>82 b</b> |     |                          |
| <b>83 a</b> Did the organization comply with the public inspection requirements for returns and exemption applications?  | <b>83 a</b> | X   |                          |
| <b>b</b> Did the organization comply with the disclosure requirements relating to quid pro quo contributions?  | <b>83 b</b> | X   |                          |
| <b>84 a</b> Did the organization solicit any contributions or gifts that were not tax deductible?  | <b>84 a</b> |     | X                        |
| b If 'Yes,' did the organization include with every solicitation an express statement that such contributions or gifts were not tax deductible?  |             |     |                          |
|  | <b>84 b</b> | N/A |                          |
| <b>85 501(c)(4), (5), or (6) organizations a</b> Were substantially all dues nondeductible by members?   | <b>85 a</b> | N/A |                          |
| <b>b</b> Did the organization make only in-house lobbying expenditures of \$2,000 or less?   | <b>85 b</b> | N/A |                          |
| If 'Yes' was answered to either 85a or 85b, do not complete 85c through 85h below unless the organization received a waiver for proxy tax owed for the prior year  |             |     |                          |
| <b>c</b> Dues, assessments, and similar amounts from members   | <b>85 c</b> | N/A |                          |
| <b>d</b> Section 162(e) lobbying and political expenditures  | <b>85 d</b> | N/A |                          |
| <b>e</b> Aggregate nondeductible amount of section 6033(e)(1)(A) dues notices  | <b>85 e</b> | N/A |                          |
| <b>f</b> Taxable amount of lobbying and political expenditures (line 85d less 85e)   | <b>85 f</b> | N/A |                          |
| <b>g</b> Does the organization elect to pay the section 6033(e) tax on the amount on line 85f?   | <b>85 g</b> | N/A |                          |
| <b>h</b> If section 6033(e)(1)(A) dues notices were sent, does the organization agree to add the amount on line 85f to its reasonable estimate of dues allocable to nondeductible lobbying and political expenditures for the following tax year?  | <b>85 h</b> | N/A |                          |
| <b>86 501(c)(7) organizations.</b> Enter: <b>a</b> Initiation fees and capital contributions included on line 12   | <b>86 a</b> | N/A |                          |
| <b>b</b> Gross receipts, included on line 12, for public use of club facilities  | <b>86 b</b> | N/A |                          |
| <b>87 501(c)(12) organizations.</b> Enter <b>a</b> Gross income from members or shareholders   | <b>87 a</b> | N/A |                          |
| <b>b</b> Gross income from other sources. (Do not net amounts due or paid to other sources against amounts due or received from them.)   | <b>87 b</b> | N/A |                          |
| <b>88</b> At any time during the year, did the organization own a 50% or greater interest in a taxable corporation or partnership, or an entity disregarded as separate from the organization under Regulations sections 301.7701-2 and 301.7701-3? If 'Yes,' complete Part IX                       | <b>88</b>   |     | X                        |
| <b>89 a 501(c)(3) organizations.</b> Enter: Amount of tax imposed on the organization during the year under: section 4911 ▶ 0 ; section 4912 ▶ 0 ; section 4955 ▶ 0  |             |     |                          |
| <b>b 501(c)(3) and 501(c)(4) organizations.</b> Did the organization engage in any section 4958 excess benefit transaction during the year or did it become aware of an excess benefit transaction from a prior year? If 'Yes,' attach a statement explaining each transaction                       | <b>89 b</b> |     | X                        |
| <b>c</b> Enter: Amount of tax imposed on the organization managers or disqualified persons during the year under sections 4912, 4955, and 4958. ▶ 0  |             |     | 0.                       |
| <b>d</b> Enter: Amount of tax on line 89c, above, reimbursed by the organization ▶ 0   |             |     | 0.                       |
| <b>90 a</b> List the states with which a copy of this return is filed ▶ CA   |             |     |                          |
| <b>b</b> Number of employees employed in the pay period that includes March 12, 2005 (See instructions)  | <b>90 b</b> |     | 13                       |
| <b>91 a</b> The books are in care of ▶ BRIAN VAN DUSEN Telephone number ▶  |             |     |                          |
| Located at ▶ P. O. BOX 1692, PALM SPRINGS CA ZIP + 4 ▶ 92263   |             |     |                          |
| <b>b</b> At any time during the calendar year, did the organization have an interest in or a signature or other authority over a financial account in a foreign country (such as a bank account, securities account, or other financial account)? If 'Yes,' enter the name of the foreign country. ▶ | <b>91 b</b> | Yes | No                       |
|  |             |     | X                        |
| See the instructions for exceptions and filing requirements for Form TD F 90-22.1, Report of Foreign Bank and Financial Statements   |             |     |                          |
| <b>c</b> At any time during the calendar year, did the organization maintain an office outside of the United States? If 'Yes,' enter the name of the foreign country. ▶  | <b>91 c</b> |     | X                        |
| <b>92 Section 4947(a)(1) nonexempt charitable trusts filing Form 990 in lieu of Form 1041</b> – Check here ▶ N/A   |             |     | <input type="checkbox"/> |
| and enter the amount of tax-exempt interest received or accrued during the tax year ▶ 92   |             |     | N/A                      |

**Part VII Analysis of Income-Producing Activities** (See the instructions)

Note: Enter gross amounts unless otherwise indicated

|   | Unrelated business income |               | Excluded by section 512, 513, or 514 |               | (E)<br>Related or exempt<br>function income |
|---|---------------------------|---------------|--------------------------------------|---------------|---|
|   | (A)<br>Business code      | (B)<br>Amount | (C)<br>Exclusion code                | (D)<br>Amount |   |
| 93 Program service revenue                                    |                           |               |                                      |               |   |
| a _____   |                           |               |                                      |               |   |
| b _____   |                           |               |                                      |               |   |
| c _____   |                           |               |                                      |               |   |
| d _____   |                           |               |                                      |               |   |
| e _____   |                           |               |                                      |               |   |
| f Medicare/Medicaid payments . . .                            |                           |               |                                      |               |   |
| g Fees & contracts from government agencies . . .             |                           |               |                                      |               |   |
| 94 Membership dues and assessments                            |                           |               |                                      |               |   |
| 95 Interest on savings & temporary cash invmnts . . .         |                           |               |                                      |               |   |
| 96 Dividends & interest from securities . . .                 |                           |               | 14                                   | 16,191.       |   |
| 97 Net rental income or (loss) from real estate:              |                           |               |                                      |               |   |
| a debt-financed property . . . . .                            |                           |               |                                      |               | 3,300.                                      |
| b not debt-financed property . . . . .                        |                           |               |                                      |               |   |
| 98 Net rental income or (loss) from pers prop . . .           |                           |               |                                      |               |   |
| 99 Other investment income                                    |                           |               |                                      |               |   |
| 100 Gain or (loss) from sales of assets other than inventory. |                           |               |                                      |               | 68,222.                                     |
| 101 Net income or (loss) from special events . . . . .        |                           |               | 2                                    | 25,439.       |   |
| 102 Gross profit or (loss) from sales of inventory            |                           |               |                                      |               | 4,637.                                      |
| 103 Other revenue: a _____                                    |                           |               |                                      |               |   |
| b MISCELLANEOUS   |                           |               |                                      |               | 3,262.                                      |
| c _____   |                           |               |                                      |               |   |
| d _____   |                           |               |                                      |               |   |
| e _____   |                           |               |                                      |               |   |
| 104 Subtotal (add columns (B), (D), and (E)) . . . . .        |                           |               |                                      | 41,630.       | 79,421.                                     |
| 105 Total (add line 104, columns (B), (D), and (E)) . . . . . |                           |               |                                      |               | 121,051.                                    |

Note: Line 105 plus line 1d, Part I, should equal the amount on line 12, Part I

**Part VIII Relationship of Activities to the Accomplishment of Exempt Purposes** (See the instructions)

| Line No. | Explain how each activity for which income is reported in column (E) of Part VII contributed importantly to the accomplishment of the organization's exempt purposes (other than by providing funds for such purposes) |
|----------|--|
| N/A      |  |
|          |  |
|          |  |

**Part IX Information Regarding Taxable Subsidiaries and Disregarded Entities** (See the instructions)

| (A)<br>Name, address, and EIN of corporation, partnership, or disregarded entity | (B)<br>Percentage of ownership interest | (C)<br>Nature of activities | (D)<br>Total income | (E)<br>End-of-year assets |
|--|---|-----------------------------|---------------------|---------------------------|
| N/A  | %                                       |                             |                     |                           |
|  | %                                       |                             |                     |                           |
|  | %                                       |                             |                     |                           |
|  | %                                       |                             |                     |                           |

**Part X Information Regarding Transfers Associated with Personal Benefit Contracts** (See the instructions.)

- a Did the organization, during the year, receive any funds, directly or indirectly, to pay premiums on a personal benefit contract? . . . . .  Yes  No
  - b Did the organization, during the year, pay premiums, directly or indirectly, on a personal benefit contract? . . . . .  Yes  No
- Note: If 'Yes' to (b), file Form 8870 and Form 4720 (see instructions).

Under penalties of perjury, I declare that I have examined this return, including accompanying schedules and statements, and to the best of my knowledge and belief, it is true, correct, and complete. Declaration of preparer (other than officer) is based on all information of which preparer has any knowledge.

**Please Sign Here**

Signature of officer: Matthew C. McCue Date: 11-08-2006

Type or print name and title: Matthew C. McCue, President

**Paid Preparer's Use Only**

Preparer's signature: MATTHEW C. MCCUE Date: OCT 20 2006 Check if self-employed:  Preparer's SSN or PTIN (See General Instruction W): N/A

Firm's name (or yours if self-employed), address, and ZIP + 4: LUND & GUTTRY LLP, CPA'S  
39700 BOB HOPE DR. #309  
RANCHO MIRAGE, CA 92271-7130 EIN: N/A

Phone no: (760) 568-2242

**SCHEDULE A**  
(Form 990 or 990-EZ)

**Organization Exempt Under  
Section 501(c)(3)**

OMB No 1545-0047

(Except Private Foundation) and Section 501(e), 501(f), 501(k),  
501(n), or 4947(a)(1) Nonexempt Charitable Trust

**2005**

Supplementary Information — (See separate instructions.)

Department of the Treasury  
Internal Revenue Service

▶ **MUST be completed by the above organizations and attached to their Form 990 or 990-EZ.**

Name of the organization

GUIDE DOGS OF THE DESERT

Employer identification number

23-7296531

**Part I. Compensation of the Five Highest Paid Employees Other Than Officers, Directors, and Trustees**  
(See instructions. List each one. If there are none, enter 'None.')

| (a) Name and address of each employee paid more than \$50,000 | (b) Title and average hours per week devoted to position | (c) Compensation | (d) Contributions to employee benefit plans and deferred compensation | (e) Expense account and other allowances |
|---|--|------------------|---|--|
| SEE STATEMENT 11  |  | 223,537.         | 0.  | 0.                                       |
|   |  |                  |   |  |
|   |  |                  |   |  |
|   |  |                  |   |  |
|   |  |                  |   |  |
|   |  |                  |   |  |
|   |  |                  |   |  |
| Total number of other employees paid over \$50,000            | 0  |                  |   |  |

**Part II - A. Compensation of the Five Highest Paid Independent Contractors for Professional Services**  
(See instructions. List each one (whether individuals or firms). If there are none, enter 'None.')

| (a) Name and address of each independent contractor paid more than \$50,000 | (b) Type of service | (c) Compensation |
|---|---------------------|------------------|
| NONE  |                     |                  |
|   |                     |                  |
|   |                     |                  |
|   |                     |                  |
|   |                     |                  |
|   |                     |                  |
|   |                     |                  |
| Total number of others receiving over \$50,000 for professional services    | 0                   |                  |

**Part II - B. Compensation of the Five Highest Paid Independent Contractors for Other Services**  
(List each contractor who performed services other than professional services, whether individuals or firms. If there are none, enter 'None.' See instructions.)

| (a) Name and address of each independent contractor paid more than \$50,000  | (b) Type of service | (c) Compensation |
|--|---------------------|------------------|
| NONE   |                     |                  |
|  |                     |                  |
|  |                     |                  |
|  |                     |                  |
|  |                     |                  |
|  |                     |                  |
|  |                     |                  |
| Total number of other contractors receiving over \$50,000 for other services | 0                   |                  |

Part III Statements About Activities (See instructions.)

Table with 3 columns: Question, Yes, No. Contains questions 1 through 4b regarding lobbying activities, engagement with contributors, and grant making.

Part IV Reason for Non-Private Foundation Status (See instructions.)

- List of reasons for non-private foundation status including: church, school, hospital, government unit, medical research, college benefit, community trust, etc.

Table for supported organizations with columns: (a) Name(s) of supported organization(s), (b) Line number from above.

14 An organization organized and operated to test for public safety Section 509(a)(4). (See instructions.)

**Part IV-A Support Schedule** (Complete only if you checked a box on line 10, 11, or 12.) *Use cash method of accounting.*

**Note:** You may use the worksheet in the instructions for converting from the accrual to the cash method of accounting

| Calendar year (or fiscal year beginning in)   | (a)<br>2004 | (b)<br>2003 | (c)<br>2002 | (d)<br>2001 | (e)<br>Total |
|---|-------------|-------------|-------------|-------------|--------------|
| <b>15</b> Gifts, grants, and contributions received. (Do not include unusual grants. See line 28.)  | N/A         |             |             |             |              |
| <b>16</b> Membership fees received.   |             |             |             |             |              |
| <b>17</b> Gross receipts from admissions, merchandise sold or services performed, or furnishing of facilities in any activity that is related to the organization's charitable, etc., purpose.  |             |             |             |             |              |
| <b>18</b> Gross income from interest, dividends, amounts received from payments on securities loans (section 512(a)(5)), rents, royalties, and unrelated business taxable income (less section 511 taxes) from businesses acquired by the organization after June 30, 1975. |             |             |             |             |              |
| <b>19</b> Net income from unrelated business activities not included in line 18.  |             |             |             |             |              |
| <b>20</b> Tax revenues levied for the organization's benefit and either paid to it or expended on its behalf.   |             |             |             |             |              |
| <b>21</b> The value of services or facilities furnished to the organization by a governmental unit without charge. Do not include the value of services or facilities generally furnished to the public without charge.   |             |             |             |             |              |
| <b>22</b> Other income. Attach a schedule. Do not include gain or (loss) from sale of capital assets.   |             |             |             |             |              |
| <b>23</b> Total of lines 15 through 22.   |             |             |             |             |              |
| <b>24</b> Line 23 minus line 17.  |             |             |             |             |              |
| <b>25</b> Enter 1% of line 23.  |             |             |             |             |              |

**26 Organizations described on lines 10 or 11:** a Enter 2% of amount in column (e), line 24 ... N/A

b Prepare a list for your records to show the name of and amount contributed by each person (other than a governmental unit or publicly supported organization) whose total gifts for 2001 through 2004 exceeded the amount shown in line 26a. Do not file this list with your return. Enter the total of all these excess amounts

c Total support for section 509(a)(1) test. Enter line 24, column (e)

d Add: Amounts from column (e) for lines: 18 \_\_\_\_\_ 19 \_\_\_\_\_  
22 \_\_\_\_\_ 26b \_\_\_\_\_

e Public support (line 26c minus line 26d total)

f **Public support percentage (line 26e (numerator) divided by line 26c (denominator))** %

**27 Organizations described on line 12:** N/A

a For amounts included in lines 15, 16, and 17 that were received from a 'disqualified person,' prepare a list for your records to show the name of, and total amounts received in each year from, each 'disqualified person.' Do not file this list with your return. Enter the sum of such amounts for each year:  
(2004) \_\_\_\_\_ (2003) \_\_\_\_\_ (2002) \_\_\_\_\_ (2001) \_\_\_\_\_

b For any amount included in line 17 that was received from each person (other than 'disqualified persons'), prepare a list for your records to show the name of, and amount received for each year, that was more than the larger of (1) the amount on line 25 for the year or (2) \$5,000. (Include in the list organizations described in lines 5 through 11b, as well as individuals.) Do not file this list with your return. After computing the difference between the amount received and the larger amount described in (1) or (2), enter the sum of these differences (the excess amounts) for each year:  
(2004) \_\_\_\_\_ (2003) \_\_\_\_\_ (2002) \_\_\_\_\_ (2001) \_\_\_\_\_

c Add: Amounts from column (e) for lines 15 \_\_\_\_\_ 16 \_\_\_\_\_  
17 \_\_\_\_\_ 20 \_\_\_\_\_ 21 \_\_\_\_\_

d Add: Line 27a total \_\_\_\_\_ and line 27b total \_\_\_\_\_

e Public support (line 27c total minus line 27d total)

f Total support for section 509(a)(2) test: Enter amount from line 23, column (e) | 27f |

g **Public support percentage (line 27e (numerator) divided by line 27f (denominator))** %

h **Investment income percentage (line 18, column (e) (numerator) divided by line 27f (denominator))** %

**28 Unusual Grants:** For an organization described in line 10, 11, or 12 that received any unusual grants during 2001 through 2004, prepare a list for your records to show, for each year, the name of the contributor, the date and amount of the grant, and a brief description of the nature of the grant. Do not file this list with your return. Do not include these grants in line 15. N/A

**Part V** Private School Questionnaire (See instructions.)  
 (To be completed ONLY by schools that checked the box on line 6 in Part IV)

|  | Yes | No |
|--|-----|----|
| 29 Does the organization have a racially nondiscriminatory policy toward students by statement in its charter, bylaws, other governing instrument, or in a resolution of its governing body?   | X   |    |
| 30 Does the organization include a statement of its racially nondiscriminatory policy toward students in all its brochures, catalogues, and other written communications with the public dealing with student admissions, programs, and scholarships?  | X   |    |
| 31 Has the organization publicized its racially nondiscriminatory policy through newspaper or broadcast media during the period of solicitation for students, or during the registration period if it has no solicitation program, in a way that makes the policy known to all parts of the general community it serves? . . . . . | X   |    |
| If 'Yes,' please describe; if 'No,' please explain. (If you need more space, attach a separate statement.)   |     |    |
| <u>STUDENT SOLICITATION IS CONDUCTED THROUGH BLIND SERVICE ORGANIZATIONS</u>   |     |    |
| <u>AND CALIFORNIA DEPT OF REHABILITATION</u>   |     |    |
| -----  |     |    |
| 32 Does the organization maintain the following:   |     |    |
| a Records indicating the racial composition of the student body, faculty, and administrative staff? . . . . .  | X   |    |
| b Records documenting that scholarships and other financial assistance are awarded on a racially nondiscriminatory basis? . . . . .  | X   |    |
| c Copies of all catalogues, brochures, announcements, and other written communications to the public dealing with student admissions, programs, and scholarships? . . . . .  | X   |    |
| d Copies of all material used by the organization or on its behalf to solicit contributions? . . . . .   | X   |    |
| If you answered 'No' to any of the above, please explain. (If you need more space, attach a separate statement.)   |     |    |
| -----  |     |    |
| 33 Does the organization discriminate by race in any way with respect to:  |     |    |
| a Students' rights or privileges? . . . . .  |     | X  |
| b Admissions policies? . . . . .   |     | X  |
| c Employment of faculty or administrative staff? . . . . .   |     | X  |
| d Scholarships or other financial assistance? . . . . .  |     | X  |
| e Educational policies? . . . . .  |     | X  |
| f Use of facilities? . . . . .   |     | X  |
| g Athletic programs? . . . . .   |     | X  |
| h Other extracurricular activities? . . . . .  |     | X  |
| If you answered 'Yes' to any of the above, please explain (If you need more space, attach a separate statement.)   |     |    |
| -----  |     |    |
| 34a Does the organization receive any financial aid or assistance from a governmental agency? . . . . .  |     | X  |
| b Has the organization's right to such aid ever been revoked or suspended? . . . . .   |     | X  |
| If you answered 'Yes' to either 34a or b, please explain using an attached statement.  |     |    |
| 35 Does the organization certify that it has complied with the applicable requirements of sections 4.01 through 4.05 of Rev Proc 75-50, 1975-2 C.B. 587, covering racial nondiscrimination? If 'No,' attach an explanation. . . . .  | X   |    |

**Part VI-A Lobbying Expenditures by Electing Public Charities** (See instructions.)  
 (To be completed **ONLY** by an eligible organization that filed Form 5768)

N/A

Check  **a** if the organization belongs to an affiliated group. Check  **b** if you checked 'a' and 'limited control' provisions apply.

| <b>Limits on Lobbying Expenditures</b>  |   | (a)<br>Affiliated group<br>totals | (b)<br>To be completed<br>for ALL electing<br>organizations |
|---|---|-----------------------------------|---|
| (The term 'expenditures' means amounts paid or incurred.)                                   |   |                                   |   |
| <b>36</b>   | Total lobbying expenditures to influence public opinion (grassroots lobbying) | <b>36</b>                         |   |
| <b>37</b>   | Total lobbying expenditures to influence a legislative body (direct lobbying) | <b>37</b>                         |   |
| <b>38</b>   | Total lobbying expenditures (add lines 36 and 37)                             | <b>38</b>                         |   |
| <b>39</b>   | Other exempt purpose expenditures   | <b>39</b>                         |   |
| <b>40</b>   | Total exempt purpose expenditures (add lines 38 and 39)                       | <b>40</b>                         |   |
| <b>41</b>   | Lobbying nontaxable amount. Enter the amount from the following table —       |                                   |   |
|   | <b>If the amount on line 40 is —</b>  |                                   |   |
|   | Not over \$500,000  |                                   |   |
|   | Over \$500,000 but not over \$1,000,000                                       |                                   |   |
|   | Over \$1,000,000 but not over \$1,500,000                                     |                                   |   |
|   | Over \$1,500,000 but not over \$17,000,000                                    |                                   |   |
|   | Over \$17,000,000   |                                   |   |
|   | <b>The lobbying nontaxable amount is —</b>                                    |                                   |   |
|   | 20% of the amount on line 40  |                                   |   |
|   | \$100,000 plus 15% of the excess over \$500,000                               |                                   |   |
|   | \$175,000 plus 10% of the excess over \$1,000,000                             | <b>41</b>                         |   |
|   | \$225,000 plus 5% of the excess over \$1,500,000                              |                                   |   |
|   | \$1,000,000   |                                   |   |
| <b>42</b>   | Grassroots nontaxable amount (enter 25% of line 41)                           | <b>42</b>                         |   |
| <b>43</b>   | Subtract line 42 from line 36. Enter -0- if line 42 is more than line 36      | <b>43</b>                         |   |
| <b>44</b>   | Subtract line 41 from line 38. Enter -0- if line 41 is more than line 38      | <b>44</b>                         |   |
| <b>Caution:</b> If there is an amount on either line 43 or line 44, you must file Form 4720 |   |                                   |   |

**4-Year Averaging Period Under Section 501(h)**

(Some organizations that made a section 501(h) election do not have to complete all of the five columns below. See the instructions for lines 45 through 50.)

| Calendar year<br>(or fiscal year<br>beginning in) ▶         | Lobbying Expenditures During 4-Year Averaging Period |             |             |             |              |
|---|--|-------------|-------------|-------------|--------------|
|   | (a)<br>2005  | (b)<br>2004 | (c)<br>2003 | (d)<br>2002 | (e)<br>Total |
| <b>45</b> Lobbying nontaxable amount                        |  |             |             |             |              |
| <b>46</b> Lobbying ceiling amount<br>(150% of line 45(e))   |  |             |             |             |              |
| <b>47</b> Total lobbying expenditures                       |  |             |             |             |              |
| <b>48</b> Grassroots non-taxable amount                     |  |             |             |             |              |
| <b>49</b> Grassroots ceiling amount<br>(150% of line 48(e)) |  |             |             |             |              |
| <b>50</b> Grassroots lobbying expenditures                  |  |             |             |             |              |

**Part VI-B Lobbying Activity by Nonelecting Public Charities** (See instructions.)  
 (For reporting only by organizations that did not complete Part VI-A)

N/A

| During the year, did the organization attempt to influence national, state or local legislation, including any attempt to influence public opinion on a legislative matter or referendum, through the use of: | Yes | No | Amount |
|---|-----|----|--------|
| <b>a</b> Volunteers   |     |    |        |
| <b>b</b> Paid staff or management (Include compensation in expenses reported on lines c through h.)   |     |    |        |
| <b>c</b> Media advertisements   |     |    |        |
| <b>d</b> Mailings to members, legislators, or the public  |     |    |        |
| <b>e</b> Publications, or published or broadcast statements   |     |    |        |
| <b>f</b> Grants to other organizations for lobbying purposes  |     |    |        |
| <b>g</b> Direct contact with legislators, their staffs, government officials, or a legislative body   |     |    |        |
| <b>h</b> Rallies, demonstrations, seminars, conventions, speeches, lectures, or any other means   |     |    |        |
| <b>i</b> Total lobbying expenditures (add lines c through h.)   |     |    |        |

If 'Yes' to any of the above, also attach a statement giving a detailed description of the lobbying activities.



## GUIDE DOGS OF THE DESERT

23-7296531

STATEMENT 1  
FORM 990, PART I, LINE 8  
NET GAIN (LOSS) FROM NONINVENTORY SALES

PUBLICLY TRADED SECURITIES

GROSS SALES PRICE: 456,309.  
COST OR OTHER BASIS: 437,982.

TOTAL GAIN (LOSS) PUBLICLY TRADED SECURITIES \$ 18,327.

OTHER ASSETS

DESCRIPTION: DONATED LOT  
DATE ACQUIRED: 7/15/1996  
HOW ACQUIRED: DONATED  
DATE SOLD: 4/15/2006  
TO WHOM SOLD:  
GROSS SALES PRICE: 75,000.  
COST OR OTHER BASIS: 12,000.  
EXPENSES OF SALE: 8,792.

GAIN (LOSS) 54,208.

DESCRIPTION: CARPETING  
DATE ACQUIRED: 2/01/1989  
HOW ACQUIRED: PURCHASE  
DATE SOLD: 6/30/2006  
TO WHOM SOLD:  
GROSS SALES PRICE: 0.  
COST OR OTHER BASIS: 1,187.  
DEPRECIATION: 1,187.

GAIN (LOSS) 0.

DESCRIPTION: CARPETING  
DATE ACQUIRED: 7/01/1989  
HOW ACQUIRED: PURCHASE  
DATE SOLD: 6/30/2006  
TO WHOM SOLD:  
GROSS SALES PRICE: 0.  
COST OR OTHER BASIS: 671.  
DEPRECIATION: 671.

GAIN (LOSS) 0.

DESCRIPTION: FURNITURE  
DATE ACQUIRED: 6/01/1984  
HOW ACQUIRED: PURCHASE  
DATE SOLD: 6/30/2006  
TO WHOM SOLD:  
GROSS SALES PRICE: 0.  
COST OR OTHER BASIS: 470.  
DEPRECIATION: 470.

GAIN (LOSS) 0.

DESCRIPTION: ENGRAVING MACHINE  
DATE ACQUIRED: 5/01/1988  
HOW ACQUIRED: PURCHASE  
DATE SOLD: 6/30/2006  
TO WHOM SOLD:  
GROSS SALES PRICE: 0.  
COST OR OTHER BASIS: 2,000.

STATEMENT 1 (CONTINUED)  
FORM 990, PART I, LINE 8  
NET GAIN (LOSS) FROM NONINVENTORY SALES

|                      |                  |             |       |
|----------------------|------------------|-------------|-------|
| DEPRECIATION:        | 2,000.           | GAIN (LOSS) | 0.    |
| DESCRIPTION:         | TV/VCR           |             |       |
| DATE ACQUIRED:       | 12/01/1989       |             |       |
| HOW ACQUIRED:        | PURCHASE         |             |       |
| DATE SOLD:           | 6/30/2006        |             |       |
| TO WHOM SOLD:        |                  |             |       |
| GROSS SALES PRICE:   | 0.               |             |       |
| COST OR OTHER BASIS: | 420.             |             |       |
| DEPRECIATION:        | 415.             | GAIN (LOSS) | -5.   |
| DESCRIPTION:         | CAMCORDER        |             |       |
| DATE ACQUIRED:       | 6/30/1997        |             |       |
| HOW ACQUIRED:        | PURCHASE         |             |       |
| DATE SOLD:           | 6/30/2006        |             |       |
| TO WHOM SOLD:        |                  |             |       |
| GROSS SALES PRICE:   | 0.               |             |       |
| COST OR OTHER BASIS: | 1,512.           |             |       |
| DEPRECIATION:        | 1,512.           | GAIN (LOSS) | 0.    |
| DESCRIPTION:         | DONATED COUCHES  |             |       |
| DATE ACQUIRED:       | 9/01/1997        |             |       |
| HOW ACQUIRED:        | PURCHASE         |             |       |
| DATE SOLD:           | 6/30/2006        |             |       |
| TO WHOM SOLD:        |                  |             |       |
| GROSS SALES PRICE:   | 0.               |             |       |
| COST OR OTHER BASIS: | 500.             |             |       |
| DEPRECIATION:        | 442.             | GAIN (LOSS) | -58.  |
| DESCRIPTION:         | CAMERA           |             |       |
| DATE ACQUIRED:       | 8/26/1998        |             |       |
| HOW ACQUIRED:        | PURCHASE         |             |       |
| DATE SOLD:           | 6/30/2006        |             |       |
| TO WHOM SOLD:        |                  |             |       |
| GROSS SALES PRICE:   | 0.               |             |       |
| COST OR OTHER BASIS: | 910.             |             |       |
| DEPRECIATION:        | 721.             | GAIN (LOSS) | -189. |
| DESCRIPTION:         | PHONES AT KENNEL |             |       |
| DATE ACQUIRED:       | 9/30/1998        |             |       |
| HOW ACQUIRED:        | PURCHASE         |             |       |
| DATE SOLD:           | 6/30/2006        |             |       |
| TO WHOM SOLD:        |                  |             |       |
| GROSS SALES PRICE:   | 0.               |             |       |
| COST OR OTHER BASIS: | 740.             |             |       |
| DEPRECIATION:        | 580.             | GAIN (LOSS) | -160. |
| DESCRIPTION:         | DRAPES           |             |       |
| DATE ACQUIRED:       | 9/22/1999        |             |       |
| HOW ACQUIRED:        | PURCHASE         |             |       |
| DATE SOLD:           | 6/30/2006        |             |       |

STATEMENT 1 (CONTINUED)  
FORM 990, PART I, LINE 8  
NET GAIN (LOSS) FROM NONINVENTORY SALES

|                      |                   |        |             |       |
|----------------------|-------------------|--------|-------------|-------|
| TO WHOM SOLD:        |                   |        |             |       |
| GROSS SALES PRICE:   |                   | 0.     |             |       |
| COST OR OTHER BASIS: |                   | 1,908. |             |       |
| DEPRECIATION:        |                   | 1,304. |             |       |
|                      |                   |        | GAIN (LOSS) | -604. |
| DESCRIPTION:         | DRAPES            |        |             |       |
| DATE ACQUIRED:       | 10/16/1999        |        |             |       |
| HOW ACQUIRED:        | PURCHASE          |        |             |       |
| DATE SOLD:           | 6/30/2006         |        |             |       |
| TO WHOM SOLD:        |                   |        |             |       |
| GROSS SALES PRICE:   |                   | 0.     |             |       |
| COST OR OTHER BASIS: |                   | 1,808. |             |       |
| DEPRECIATION:        |                   | 1,220. |             |       |
|                      |                   |        | GAIN (LOSS) | -588. |
| DESCRIPTION:         | DONATED DOME TENT |        |             |       |
| DATE ACQUIRED:       | 4/25/2000         |        |             |       |
| HOW ACQUIRED:        | PURCHASE          |        |             |       |
| DATE SOLD:           | 6/30/2006         |        |             |       |
| TO WHOM SOLD:        |                   |        |             |       |
| GROSS SALES PRICE:   |                   | 0.     |             |       |
| COST OR OTHER BASIS: |                   | 124.   |             |       |
| DEPRECIATION:        |                   | 77.    |             |       |
|                      |                   |        | GAIN (LOSS) | -47.  |
| DESCRIPTION:         | DONATED PIANO     |        |             |       |
| DATE ACQUIRED:       | 6/06/2000         |        |             |       |
| HOW ACQUIRED:        | PURCHASE          |        |             |       |
| DATE SOLD:           | 6/30/2006         |        |             |       |
| TO WHOM SOLD:        |                   |        |             |       |
| GROSS SALES PRICE:   |                   | 0.     |             |       |
| COST OR OTHER BASIS: |                   | 2,000. |             |       |
| DEPRECIATION:        |                   | 1,217. |             |       |
|                      |                   |        | GAIN (LOSS) | -783. |
| DESCRIPTION:         | WASHER/DRYER      |        |             |       |
| DATE ACQUIRED:       | 4/29/2003         |        |             |       |
| HOW ACQUIRED:        | PURCHASE          |        |             |       |
| DATE SOLD:           | 6/30/2006         |        |             |       |
| TO WHOM SOLD:        |                   |        |             |       |
| GROSS SALES PRICE:   |                   | 0.     |             |       |
| COST OR OTHER BASIS: |                   | 688.   |             |       |
| DEPRECIATION:        |                   | 224.   |             |       |
|                      |                   |        | GAIN (LOSS) | -464. |
| DESCRIPTION:         | GOLF CART         |        |             |       |
| DATE ACQUIRED:       | 12/15/1997        |        |             |       |
| HOW ACQUIRED:        | PURCHASE          |        |             |       |
| DATE SOLD:           | 6/30/2006         |        |             |       |
| TO WHOM SOLD:        |                   |        |             |       |
| GROSS SALES PRICE:   |                   | 0.     |             |       |
| COST OR OTHER BASIS: |                   | 1,000. |             |       |
| DEPRECIATION:        |                   | 858.   |             |       |
|                      |                   |        | GAIN (LOSS) | -142. |
| DESCRIPTION:         | GOLF CART         |        |             |       |
| DATE ACQUIRED:       | 12/15/1997        |        |             |       |

STATEMENT 1 (CONTINUED)  
FORM 990, PART I, LINE 8  
NET GAIN (LOSS) FROM NONINVENTORY SALES

|                      |                       |        |                   |
|----------------------|-----------------------|--------|-------------------|
| HOW ACQUIRED:        | PURCHASE              |        |                   |
| DATE SOLD:           | 6/30/2006             |        |                   |
| TO WHOM SOLD:        |                       |        |                   |
| GROSS SALES PRICE:   |                       | 0.     |                   |
| COST OR OTHER BASIS: |                       | 1,200. |                   |
| DEPRECIATION:        |                       | 1,030. |                   |
|                      |                       |        | GAIN (LOSS) -170. |
| DESCRIPTION:         | GOLF CART             |        |                   |
| DATE ACQUIRED:       | 3/13/1998             |        |                   |
| HOW ACQUIRED:        | PURCHASE              |        |                   |
| DATE SOLD:           | 6/30/2006             |        |                   |
| TO WHOM SOLD:        |                       |        |                   |
| GROSS SALES PRICE:   |                       | 0.     |                   |
| COST OR OTHER BASIS: |                       | 750.   |                   |
| DEPRECIATION:        |                       | 625.   |                   |
|                      |                       |        | GAIN (LOSS) -125. |
| DESCRIPTION:         | DONATED GOLF CART     |        |                   |
| DATE ACQUIRED:       | 5/22/2000             |        |                   |
| HOW ACQUIRED:        | DONATED               |        |                   |
| DATE SOLD:           | 6/30/2006             |        |                   |
| TO WHOM SOLD:        |                       |        |                   |
| GROSS SALES PRICE:   |                       | 0.     |                   |
| COST OR OTHER BASIS: |                       | 1,500. |                   |
| DEPRECIATION:        |                       | 925.   |                   |
|                      |                       |        | GAIN (LOSS) -575. |
| DESCRIPTION:         | LABEL MACHINE         |        |                   |
| DATE ACQUIRED:       | 8/17/1990             |        |                   |
| HOW ACQUIRED:        | PURCHASE              |        |                   |
| DATE SOLD:           | 6/30/2006             |        |                   |
| TO WHOM SOLD:        |                       |        |                   |
| GROSS SALES PRICE:   |                       | 0.     |                   |
| COST OR OTHER BASIS: |                       | 5,000. |                   |
| DEPRECIATION:        |                       | 5,000. |                   |
|                      |                       |        | GAIN (LOSS) 0.    |
| DESCRIPTION:         | TAPE BACKUP & PRINTER |        |                   |
| DATE ACQUIRED:       | 4/16/1992             |        |                   |
| HOW ACQUIRED:        | PURCHASE              |        |                   |
| DATE SOLD:           | 6/30/2006             |        |                   |
| TO WHOM SOLD:        |                       |        |                   |
| GROSS SALES PRICE:   |                       | 0.     |                   |
| COST OR OTHER BASIS: |                       | 1,403. |                   |
| DEPRECIATION:        |                       | 1,382. |                   |
|                      |                       |        | GAIN (LOSS) -21.  |
| DESCRIPTION:         | SOFTWARE              |        |                   |
| DATE ACQUIRED:       | 12/30/1992            |        |                   |
| HOW ACQUIRED:        | PURCHASE              |        |                   |
| DATE SOLD:           | 6/30/2006             |        |                   |
| TO WHOM SOLD:        |                       |        |                   |
| GROSS SALES PRICE:   |                       | 0.     |                   |
| COST OR OTHER BASIS: |                       | 564.   |                   |
| DEPRECIATION:        |                       | 564.   |                   |
|                      |                       |        | GAIN (LOSS) 0.    |

STATEMENT 1 (CONTINUED)  
FORM 990, PART I, LINE 8  
NET GAIN (LOSS) FROM NONINVENTORY SALES

|                      |                        |             |    |
|----------------------|------------------------|-------------|----|
| DESCRIPTION:         | COMPUTER SOFTWARE      |             |    |
| DATE ACQUIRED:       | 8/30/1993              |             |    |
| HOW ACQUIRED:        | PURCHASE               |             |    |
| DATE SOLD:           | 6/30/2006              |             |    |
| TO WHOM SOLD:        |                        |             |    |
| GROSS SALES PRICE:   | 0.                     |             |    |
| COST OR OTHER BASIS: | 2,780.                 |             |    |
| DEPRECIATION:        | 2,780.                 |             |    |
|                      |                        | GAIN (LOSS) | 0. |
| DESCRIPTION:         | LASER PRINTER          |             |    |
| DATE ACQUIRED:       | 8/02/1995              |             |    |
| HOW ACQUIRED:        | PURCHASE               |             |    |
| DATE SOLD:           | 6/30/2006              |             |    |
| TO WHOM SOLD:        |                        |             |    |
| GROSS SALES PRICE:   | 0.                     |             |    |
| COST OR OTHER BASIS: | 1,200.                 |             |    |
| DEPRECIATION:        | 1,200.                 |             |    |
|                      |                        | GAIN (LOSS) | 0. |
| DESCRIPTION:         | COMPUTER NETWORK       |             |    |
| DATE ACQUIRED:       | 6/04/1995              |             |    |
| HOW ACQUIRED:        | PURCHASE               |             |    |
| DATE SOLD:           | 6/30/2006              |             |    |
| TO WHOM SOLD:        |                        |             |    |
| GROSS SALES PRICE:   | 0.                     |             |    |
| COST OR OTHER BASIS: | 3,942.                 |             |    |
| DEPRECIATION:        | 3,942.                 |             |    |
|                      |                        | GAIN (LOSS) | 0. |
| DESCRIPTION:         | WELLS OFFICE MACHINE   |             |    |
| DATE ACQUIRED:       | 5/03/1995              |             |    |
| HOW ACQUIRED:        | PURCHASE               |             |    |
| DATE SOLD:           | 6/30/2006              |             |    |
| TO WHOM SOLD:        |                        |             |    |
| GROSS SALES PRICE:   | 0.                     |             |    |
| COST OR OTHER BASIS: | 727.                   |             |    |
| DEPRECIATION:        | 727.                   |             |    |
|                      |                        | GAIN (LOSS) | 0. |
| DESCRIPTION:         | OKIDATA PRINTER        |             |    |
| DATE ACQUIRED:       | 1/27/2000              |             |    |
| HOW ACQUIRED:        | PURCHASE               |             |    |
| DATE SOLD:           | 6/30/2006              |             |    |
| TO WHOM SOLD:        |                        |             |    |
| GROSS SALES PRICE:   | 0.                     |             |    |
| COST OR OTHER BASIS: | 641.                   |             |    |
| DEPRECIATION:        | 641.                   |             |    |
|                      |                        | GAIN (LOSS) | 0. |
| DESCRIPTION:         | DONATED COMPUTER EQUIP |             |    |
| DATE ACQUIRED:       | 2/18/2000              |             |    |
| HOW ACQUIRED:        | DONATED                |             |    |
| DATE SOLD:           | 6/30/2006              |             |    |
| TO WHOM SOLD:        |                        |             |    |
| GROSS SALES PRICE:   | 0.                     |             |    |
| COST OR OTHER BASIS: | 4,500.                 |             |    |

STATEMENT 1 (CONTINUED)  
FORM 990, PART I, LINE 8  
NET GAIN (LOSS) FROM NONINVENTORY SALES

DEPRECIATION: 4,500. GAIN (LOSS) 0.

DESCRIPTION: PHONES  
DATE ACQUIRED: 11/21/1997  
HOW ACQUIRED: PURCHASE  
DATE SOLD: 6/30/2006  
TO WHOM SOLD:  
GROSS SALES PRICE: 0.  
COST OR OTHER BASIS: 824.  
DEPRECIATION: 714. GAIN (LOSS) -110.

DESCRIPTION: PHONES  
DATE ACQUIRED: 11/21/1997  
HOW ACQUIRED: PURCHASE  
DATE SOLD: 6/30/2006  
TO WHOM SOLD:  
GROSS SALES PRICE: 0.  
COST OR OTHER BASIS: 431.  
DEPRECIATION: 373. GAIN (LOSS) -58.

DESCRIPTION: 2 UHF RADIOS  
DATE ACQUIRED: 12/01/1997  
HOW ACQUIRED: PURCHASE  
DATE SOLD: 6/30/2006  
TO WHOM SOLD:  
GROSS SALES PRICE: 0.  
COST OR OTHER BASIS: 501.  
DEPRECIATION: 430. GAIN (LOSS) -71.

DESCRIPTION: CELL PHONE  
DATE ACQUIRED: 3/29/1999  
HOW ACQUIRED: PURCHASE  
DATE SOLD: 6/30/2006  
TO WHOM SOLD:  
GROSS SALES PRICE: 0.  
COST OR OTHER BASIS: 206.  
DEPRECIATION: 152. GAIN (LOSS) -54.

DESCRIPTION: PHONES  
DATE ACQUIRED: 4/14/1999  
HOW ACQUIRED: PURCHASE  
DATE SOLD: 6/30/2006  
TO WHOM SOLD:  
GROSS SALES PRICE: 0.  
COST OR OTHER BASIS: 323.  
DEPRECIATION: 234. GAIN (LOSS) -89.

TOTAL GAIN (LOSS) OTHER ASSETS \$ 49,895.

STATEMENT 1 (CONTINUED)  
FORM 990, PART I, LINE 8  
NET GAIN (LOSS) FROM NONINVENTORY SALES

TOTAL NET GAIN (LOSS) FROM NONINVENTORY SALES \$ 68,222.

STATEMENT 2  
FORM 990, PART I, LINE 9  
NET INCOME (LOSS) FROM SPECIAL EVENTS

| SPECIAL EVENTS             | GROSS RECEIPTS    | LESS CONTRI-BUTIONS | GROSS REVENUE     | LESS DIRECT EXPENSES | NET INCOME (LOSS) |
|----------------------------|-------------------|---------------------|-------------------|----------------------|-------------------|
| VARIOUS FUNDRAISING EVENTS | 64,775.           | 0.                  | 64,775.           | 39,336.              | 25,439.           |
| TOTAL                      | <u>\$ 64,775.</u> | <u>\$ 0.</u>        | <u>\$ 64,775.</u> | <u>\$ 39,336.</u>    | <u>\$ 25,439.</u> |

STATEMENT 3  
FORM 990, PART I, LINE 10  
GROSS PROFIT (LOSS) FROM SALES OF INVENTORY

|                                      |                  |
|--------------------------------------|------------------|
| MERCHANDISE SALES ..                 | \$ 19,503.       |
| GROSS SALES                          | \$ 19,503.       |
| LESS RETURNS & ALLOWANCES.           | 0.               |
| NET SALES.                           | \$ 19,503.       |
| LESS COST OF GOODS SOLD              | 14,866.          |
| GROSS PROFIT FROM SALES OF INVENTORY | <u>\$ 4,637.</u> |

STATEMENT 4  
FORM 990, PART I, LINE 20  
OTHER CHANGES IN NET ASSETS OR FUND BALANCES

|   |                    |
|---|--------------------|
| CHANGE IN VALUE - CHARITABLE REMAINDER TRUSTS | \$ -8,673.         |
| PRIOR PERIOD ADJUSTMENT (SEE NOTE ATTACHED)   | 269,020.           |
| UNREALIZED LOSSES - SECURITIES                | -15,871.           |
| TOTAL   | <u>\$ 244,476.</u> |

STATEMENT 5  
FORM 990, PART II, LINE 43  
OTHER EXPENSES

|                  | (A)<br>TOTAL | (B)<br>PROGRAM SERVICES | (C)<br>MANAGEMENT & GENERAL | (D)<br>FUNDRAISING |
|------------------|--------------|-------------------------|-----------------------------|--------------------|
| ADVERTISING      | 42,626.      | 15,500.                 |                             | 27,126.            |
| AUTO/MILEAGE     | 18,526.      | 15,562.                 | 1,482.                      | 1,482.             |
| AWARDS AND GIFTS | 751.         |                         | 751.                        |                    |
| BANK CHARGES     | 1,673.       |                         | 1,673.                      |                    |
| BROKERAGE FEES   | 8,390.       |                         | 8,390.                      |                    |
| CLASSES          | 8,862.       | 8,862.                  |                             |                    |

## GUIDE DOGS OF THE DESERT

23-7296531

STATEMENT 5 (CONTINUED)  
FORM 990, PART II, LINE 43  
OTHER EXPENSES

|                         | (A)<br>TOTAL       | (B)<br>PROGRAM<br>SERVICES | (C)<br>MANAGEMENT<br>& GENERAL | (D)<br>FUNDRAISING |
|-------------------------|--------------------|----------------------------|--------------------------------|--------------------|
| CONTINUING EDUCATION    | 8,858.             | 7,131.                     | 645.                           | 1,082.             |
| INSURANCE               | 105,433.           | 86,854.                    | 12,079.                        | 6,500.             |
| OFFICE/MISCELLANEOUS    | 4,127.             | 2,950.                     | 502.                           | 675.               |
| OUTSIDE SERVICES        | 9,619.             | 5,675.                     | 2,212.                         | 1,732.             |
| PAYROLL PROCESSING FEES | 3,726.             | 2,634.                     | 281.                           | 811.               |
| PUPPIES                 | 33,054.            | 33,054.                    |                                |                    |
| REAL ESTATE TAXES       | 2,029.             | 1,928.                     | 61.                            | 40.                |
| REPAIRS/MAINTENANCE     | 11,444.            | 9,384.                     | 1,259.                         | 801.               |
| VETERINARIAN            | 23,823.            | 23,823.                    |                                |                    |
| <b>TOTAL</b>            | <b>\$ 282,941.</b> | <b>\$ 213,357.</b>         | <b>\$ 29,335.</b>              | <b>\$ 40,249.</b>  |

STATEMENT 6  
FORM 990, PART IV, LINE 57  
LAND, BUILDINGS, AND EQUIPMENT

| CATEGORY                               | BASIS                | ACCUM.<br>DEPREC.  | BOOK<br>VALUE        |
|--|----------------------|--------------------|----------------------|
| AUTOMOBILES / TRANSPORTATION EQUIPMENT | \$ 136,197.          | \$ 69,377.         | \$ 66,820.           |
| FURNITURE AND FIXTURES                 | 106,429.             | 88,938.            | 17,491.              |
| MACHINERY AND EQUIPMENT                | 93,960.              | 44,278.            | 49,682.              |
| BUILDINGS                              | 2,126,748.           | 581,958.           | 1,544,790.           |
| LAND                                   | 96,751.              |                    | 96,751.              |
| MISCELLANEOUS                          | 38,400.              | 18,627.            | 19,773.              |
| <b>TOTAL</b>                           | <b>\$ 2,598,485.</b> | <b>\$ 803,178.</b> | <b>\$ 1,795,307.</b> |

STATEMENT 7  
FORM 990, PART IV-A, LINE B(4)  
OTHER AMOUNTS

|                            |                   |
|----------------------------|-------------------|
| COSTS OF GOODS SOLD        | \$ 14,866.        |
| EXPENSES IN SPECIAL EVENTS | 39,336.           |
| <b>TOTAL</b>               | <b>\$ 54,202.</b> |

STATEMENT 8  
FORM 990, PART IV-A, LINE D(2)  
OTHER AMOUNTS

|   |                  |
|---|------------------|
| CHANGE IN VALUE - CHARITABLE REM TRUSTS | \$ 8,673.        |
| <b>TOTAL</b>                            | <b>\$ 8,673.</b> |

GUIDE DOGS OF THE DESERT

23-7296531

**STATEMENT 9  
FORM 990, PART IV-B, LINE B(4)  
OTHER AMOUNTS**

|                                      |    |                |
|--------------------------------------|----|----------------|
| EXPENSES IN INVENTORY SALES. . . . . | \$ | 14,866.        |
| EXPENSES IN SPECIAL EVENTS. . . . .  |    | 39,336.        |
| TOTAL                                | \$ | <u>54,202.</u> |

**STATEMENT 10  
FORM 990, PART V-A  
LIST OF OFFICERS, DIRECTORS, TRUSTEES, AND KEY EMPLOYEES**

| NAME AND ADDRESS  | TITLE AND<br>AVERAGE HOURS<br>PER WEEK DEVOTED | COMPEN-<br>SATION | CONTRI-<br>BUTION TO<br>EBP & DC | EXPENSE<br>ACCOUNT/<br>OTHER |
|---|--|-------------------|----------------------------------|------------------------------|
| BRIAN VAN DUSEN, O.D.<br>P. O. BOX 1692<br>PALM SPRINGS, CA 92263   | PRESIDENT<br>4                                 | \$ 0.             | \$ 0.                            | \$ 0.                        |
| JIM KLOCEK<br>P. O. BOX 1692<br>PALM SPRINGS, CA 92263              | DIRECTOR<br>4                                  | 0.                | 0.                               | 0.                           |
| CYNTHIA WOODS<br>P. O. BOX 1692<br>PALM SPRINGS, CA 92263           | DIRECTOR<br>4                                  | 0.                | 0.                               | 0.                           |
| PEGGY STRAUSS-GREENBAUM<br>P. O. BOX 1692<br>PALM SPRINGS, CA 92263 | DIRECTOR<br>4                                  | 0.                | 0.                               | 0.                           |
| CHARLES RAY<br>P. O. BOX 1692<br>PALM SPRINGS, CA 92263             | DIRECTOR<br>4                                  | 0.                | 0.                               | 0.                           |
| DAVID STEINMETZ<br>P. O. BOX 1692<br>PALM SPRINGS, CA               | DIRECTOR<br>4                                  | 0.                | 0.                               | 0.                           |
| PATRICIA COHEN<br>P. O. BOX 1692<br>PALM SPRINGS, CA 92263          | DIRECTOR<br>4                                  | 0.                | 0.                               | 0.                           |
| TOTAL   |  | <u>\$ 0.</u>      | <u>\$ 0.</u>                     | <u>\$ 0.</u>                 |

**STATEMENT 11  
SCHEDULE A, PART I  
COMPENSATION OF FIVE HIGHEST PAID EMPLOYEES**

| NAME AND ADDRESS                                       | TITLE & AVERAGE<br>HOURS WORKED | COMPEN-<br>SATION | CONTRIBUTIO<br>EBP & DC | EXPENSE<br>ACCOUNT |
|--|---------------------------------|-------------------|-------------------------|--------------------|
| KIM LAIDLAW<br>62740 DILLON RD WHITEWATER,<br>CA 92284 | DIR OPERATIONS<br>40            | 63,677.           | 0.                      | 0.                 |

STATEMENT 11 (CONTINUED)  
SCHEDULE A, PART I  
COMPENSATION OF FIVE HIGHEST PAID EMPLOYEES

| <u>NAME AND ADDRESS</u>  | <u>TITLE &amp; AVERAGE<br/>HOURS WORKED</u> | <u>COMPEN-<br/>SATION</u> | <u>CONTRIBUTIO<br/>EBP &amp; DC</u> | <u>EXPENSE<br/>ACCOUNT</u> |
|--|---|---------------------------|-------------------------------------|----------------------------|
| GERDA HOOK<br>P. O. BOX 1726 PALM DESERT,<br>CA 92261                | RESOURCE DEVEL<br>40                        | 98,077.                   | 0.                                  | 0.                         |
| KATRYN A. ROBINSON<br>1474 N. SAN GORGONIO AVE.<br>BANNING, CA 92220 | INSTRUCTOR<br>40                            | 61,783.                   | 0.                                  | 0.                         |
|  |   | TOTAL \$ 223,537.         | \$ 0.                               | \$ 0.                      |

PAGE 1 LINE 21 AND STATEMENT 4

PRIOR PERIOD ADJUSTMENTS WERE MADE DURING THE YEAR ENDED JUNE 30, 2006 TO PROPERLY REFLECT CONTRIBUTION REVENUE THAT HAD PREVIOUSLY BEEN RECORDED AS DEFERRED REVENUE (\$233,728), TO RECORD LAND THAT THE ORGANIZATION OWNS BUT WAS NOT PREVIOUSLY INCLUDED IN THE FINANCIAL STATEMENTS (\$35,292), AND TO RECLASSIFY TEMPORARILY RESTRICTED NET ASSETS THAT WERE PREVIOUSLY INCLUDED IN UNRESTRICTED NET ASSETS (\$2,008). THIS RESULTED IN AN INCREASE TO UNRESTRICTED NET ASSETS OF \$ 33,284 AND AN INCREASE TO TEMPORARILY RESTRICTED NET ASSETS OF \$ 235,736.



GUIDE DOGS OF THE DESERT


# EMA Fiscal Statement

## FISCAL YEAR ACTIVITY

| Date     | Transaction   | Quantity | Description              | Price | Debit     | Credit    |
|----------|---------------|----------|--------------------------|-------|-----------|-----------|
| 06/23/06 | Journal Entry |          |                          |       |           |           |
| 06/26/06 | Prin Payment  |          | SERONO S.A. SPONSORD ADR |       | 0.11      | 286.38    |
| 06/26/06 | Prin Payment  |          | FNMA P725793 05 50%2019  |       |           | 397.04    |
| 06/26/06 | Prin Payment  |          | FNMA P735487 06 50%2035  |       |           | 97.14     |
| 06/26/06 | Prin Payment  |          | FNMA P844799 04 50%2035  |       |           | 67.53     |
| 06/26/06 | Prin Payment  |          | FNMA P850884 05%2035     |       | 0.10      |           |
| 06/29/06 | Journal Entry |          | ABN-AMRO HOLDING NV ADR  |       | 6.61      |           |
| 06/29/06 | Fgn Div Tax   |          | ENI S P A SPONSORED ADR  |       |           |           |
|          | Net Total     |          |                          |       | 33,527.25 | 15,450.22 |

## REALIZED CAPITAL GAIN AND LOSS SUMMARY

| Quantity   | Security Description      | Date of Acquisition | Date of Liquidation | Sale Price | Cost Basis | Gain or (Loss) |
|------------|---------------------------|---------------------|---------------------|------------|------------|----------------|
| 4,000.0000 | TRANSOCEAN SEDCO 6.62% 11 | 09/16/04            | 07/22/05            | 4,423.12   | 4,418.07   | 5.05 ST        |
| 14.0000    | ABBOTT LABS               | 09/09/04            | 07/06/05            | 689.63     | 589.40     | 100.23 ST      |
| 14.0000    | ABBOTT LABS               | 09/09/04            | 07/13/05            | 664.93     | 589.40     | 75.53 ST       |
| 11.0000    | ABBOTT LABS               | 04/18/05            | 07/13/05            | 522.45     | 538.11     | (15.66) ST     |
| 9.0000     | ADOBE SYS DEL PV\$ 0.001  | 09/09/04            | 07/06/05            | 243.79     | 218.88     | 24.91 ST       |
| 27.0000    | ALLIED WASTE INDS NEW     | 09/09/04            | 07/12/05            | 215.45     | 275.94     | (60.49) ST     |
| 17.0000    | ANHEUSR BUSCH COS INC     | 09/09/04            | 07/07/05            | 771.19     | 866.28     | (95.09) ST     |
| 14.0000    | AUTODESK INC DEL PV\$0.01 | 04/20/05            | 07/07/05            | 464.48     | 453.26     | 11.22 ST       |
| 4.0000     | COPART INC COM            | 09/09/04            | 07/18/05            | 97.82      | 84.55      | 13.27 ST       |
| 2.0000     | COCA COLA ENTERPRISES     | 09/09/04            | 07/07/05            | 43.58      | 39.18      | 4.40 ST        |
| 30.0000    | COCA COLA ENTERPRISES     | 09/09/04            | 07/08/05            | 660.80     | 587.70     | 73.10 ST       |
| 3.0000     | DILLARDS INC CL A         | 09/09/04            | 07/25/05            | 69.08      | 58.86      | 10.22 ST       |
| 5.0000     | DEVRY INC DEL             | 09/09/04            | 07/18/05            | 98.57      | 106.39     | (7.82) ST      |
| 18.0000    | FIRST DATA CORPORATION    | 09/09/04            | 07/14/05            | 739.24     | 769.45     | (30.21) ST     |
| 20.0000    | GENERAL ELECTRIC          | 09/09/04            | 07/15/05            | 703.50     | 678.20     | 25.30 ST       |
| 14.0000    | GENERAL MILLS             | 09/09/04            | 07/07/05            | 640.41     | 654.08     | (13.67) ST     |
| 23.0000    | HCA INC                   | 04/12/05            | 07/08/05            | 1,257.38   | 1,272.95   | (15.57) ST     |
| 1.0000     | HARMAN INTL INDS INC NEW  | 11/03/04            | 07/25/05            | 81.52      | 128.17     | (46.65) ST     |
| 18.0000    | HEINZ H J CO PV 25CT      | 09/09/04            | 06/28/05            | 638.33     | 678.96     | (40.63) ST     |
| 14.0000    | ING GP NV SPSP ADR        | 09/09/04            | 07/11/05            | 401.02     | 346.19     | 54.83 ST       |





GUIDE DOGS OF THE DESERT



# Fiscal Statement

## REALIZED CAPITAL GAIN AND LOSS SUMMARY

| Quantity   | Security Description       | Date of Acquisition | Date of Liquidation | Sale Price | Cost Basis | Gain or (Loss) |
|------------|----------------------------|---------------------|---------------------|------------|------------|----------------|
| 1 0000     | EXPRESS SCRIPTS INC COM    | 09/09/04            | 08/23/05            | 56.58      | 31.81      | 24.77 ST       |
| 7.0000     | FRESENIUS M C AG SPN ADR   | 09/09/04            | 08/05/05            | 203.33     | 170.09     | 33.24 ST       |
| 4.0000     | FLOWSERVE CORP             | 09/09/04            | 08/22/05            | 143.73     | 96.00      | 47.73 ST       |
| 27.0000    | FANNIE MAE (USA) COM NPV   | 09/09/04            | 08/25/05            | 1,376.94   | 2,079.27   | (702.33) ST    |
| 5.0000     | FANNIE MAE (USA) COM NPV   | 12/29/04            | 08/25/05            | 254.99     | 344.60     | (89.61) ST     |
| 16 0000    | GROUPE DANONE SPON ADR     | 09/09/04            | 07/29/05            | 318.20     | 255.35     | 62.85 ST       |
| 7.0000     | GENERAL ELECTRIC           | 09/09/04            | 07/27/05            | 243.00     | 237.36     | 5.64 ST        |
| 3.0000     | HARMAN INTL INDS INC NEW   | 11/03/04            | 07/27/05            | 250.44     | 384.53     | (134.09) ST    |
| 21.0000    | HEALTH MGMT ASSOCS INC A   | 09/09/04            | 07/29/05            | 505.49     | 399.42     | 106.07 ST      |
| 2 0000     | ITT EDUCATIONAL SVCS       | 09/09/04            | 07/29/05            | 102.42     | 71.86      | 30.56 ST       |
| 4 0000     | PULTE HOMES INC COM        | 09/09/04            | 08/08/05            | 347.97     | 310.24     | 37.73 ST       |
| 11.0000    | REYNOLDS&REYNOLDS A        | 02/28/05            | 07/27/05            | 309.44     | 274.94     | 34.50 ST       |
| 4.0000     | REYNOLDS&REYNOLDS A        | 09/09/04            | 07/27/05            | 113.70     | 99.98      | 13.72 ST       |
| 11 0000    | SONY CORP ADR NEW          | 09/09/04            | 08/22/05            | 373.71     | 391.93     | (18.22) ST     |
| 3.0000     | TELEFLEX INC               | 09/09/04            | 08/12/05            | 197.13     | 133.35     | 63.78 ST       |
| 1.0000     | UNITED STATIONERS INC      | 09/09/04            | 07/29/05            | 52.27      | 42.08      | 10.19 ST       |
| 3 0000     | UNITED STATIONERS INC      | 09/09/04            | 07/29/05            | 147.00     | 126.27     | 20.73 ST       |
| 3.0000     | UNITED STATIONERS INC      | 09/09/04            | 08/09/05            | 137.14     | 126.27     | 10.87 ST       |
| 3.0000     | UNITED STATIONERS INC      | 09/09/04            | 08/10/05            | 136.08     | 126.27     | 9.81 ST        |
| 36.0000    | UNITED STATIONERS INC      | 09/09/04            | 08/11/05            | 998.07     | 1,002.60   | (4.53) ST      |
| 2,000 0000 | WASTE MANAGEMENT INC NEW   | 09/09/04            | 08/19/05            | 2,173.90   | 2,188.04   | (14.14) ST     |
| 2,000 0000 | COMCAST CABLE COM 6.75% 11 | 09/16/04            | 09/09/05            | 2,194.18   | 2,215.32   | (21.14) ST     |
| 5,000 0000 | PROGRESS ENERGY 7.10% 2011 | 06/02/05            | 09/09/05            | 4,895.65   | 4,997.51   | (101.86) ST    |
| 31.0000    | TARGET CORP 3.37% MAR01 08 | 09/16/04            | 09/12/05            | 660.94     | 893.71     | (232.77) ST    |
| 2 0000     | AMER EAGLE OUTFITTERS      | 05/27/05            | 09/22/05            | 60.24      | 36.82      | 23.42 ST       |
| 25.0000    | ADTRAN INC COM             | 03/14/05            | 09/07/05            | 1,160.95   | 1,131.35   | 29.60 ST       |
| 33.0000    | BEST BUY CO INC            | 06/14/05            | 09/13/05            | 971.40     | 910.47     | 60.93 LT       |
| 139.0000   | COMCAST CRP NEW CL A SPL   | 09/09/04            | 09/14/05            | 583.30     | 669.69     | (86.39) ST     |
| 2 0000     | COMPASS GROUP PLC ADR      | 12/20/04            | 09/20/05            | 117.02     | 63.63      | 53.39 ST       |
| 1 0000     | EXPRESS SCRIPTS INC COM    | 09/09/04            | 09/07/05            | 61.63      | 31.81      | 29.82 LT       |
| 16 0000    | EXPRESS SCRIPTS INC COM    | 09/09/04            | 09/16/05            | 935.91     | 974.82     | (38.91) ST     |
| 12.0000    | EXXON MOBIL CORP COM       | 04/04/05            | 08/29/05            | 366.71     | 291.61     | 75.10 LT       |
| 3.0000     | FRESENIUS M C AG SPN ADR   | 09/09/04            | 09/20/05            | 110.80     | 72.00      | 38.80 ST       |
| 2 0000     | FLOWSERVE CORP             | 09/09/04            | 08/31/05            | 73.90      | 48.00      | 25.90 ST       |
| 1 0000     | FLOWSERVE CORP             | 09/09/04            | 09/08/05            | 36.91      | 24.00      | 12.91 ST       |
| 2.0000     | FLOWSERVE CORP             | 09/09/04            | 09/09/05            | 73.71      | 48.00      | 25.71 LT       |
| 1.0000     | FLOWSERVE CORP             | 09/09/04            | 09/12/05            | 35.09      | 24.00      | 11.09 LT       |
| 12 0000    | FLOWSERVE CORP             | 09/09/04            | 09/19/05            | 885.02     | 880.68     | 4.34 ST        |
| 2.0000     | HARTFORD FINL SVCS GROUP   | 05/02/05            | 08/29/05            | 101.85     | 71.86      | 29.99 ST       |
| 1.0000     | ITT EDUCATIONAL SVCS       | 09/09/04            | 09/02/05            | 49.77      | 35.93      | 13.84 ST       |
| 1.0000     | ITT EDUCATIONAL SVCS       | 09/09/04            | 09/08/05            |            |            |                |



PLEASE SEE REVERSE SIDE  
Page 181 of 204  
Statement Period Year Ending 06/30/06  
Account No. 22D-04009





GUIDE DOGS OF THE DESERT


# EMA Fiscal Statement

## REALIZED CAPITAL GAIN AND LOSS SUMMARY

| Quantity    | Security Description       | Date of Acquisition | Date of Liquidation | Sale Price | Cost Basis | Gain or (Loss) |
|-------------|----------------------------|---------------------|---------------------|------------|------------|----------------|
| 14.0000     | INTEL CORP                 | 03/03/05            | 10/19/05            | 323.97     | 342.29     | (18.32) ST     |
| 14.0000     | INTEL CORP                 | 03/07/05            | 10/19/05            | 323.98     | 352.07     | (28.09) ST     |
| 2.0000      | INTEL CORP                 | 03/11/05            | 10/19/05            | 46.29      | 50.01      | (3.72) ST      |
| 14.0000     | KB HOME                    | 07/06/05            | 10/05/05            | 945.16     | 1,063.71   | (118.55) ST    |
| 7.0000      | LEHMAN BROTHERS HLDGS COM  | 09/09/04            | 10/13/05            | 734.03     | 537.25     | 196.78 LT      |
| 5.0000      | LABORATORY CP AMER HLDGS   | 09/09/04            | 10/24/05            | 245.96     | 208.56     | 37.40 LT       |
| 6.0000      | LEGG MASON INC             | 09/09/04            | 10/13/05            | 610.96     | 322.48     | 288.48 LT      |
| 3.0000      | METLIFE INC COM            | 05/05/05            | 10/06/05            | 145.09     | 130.28     | 14.81 ST       |
| 15.0000     | METLIFE INC COM            | 05/05/05            | 10/10/05            | 723.72     | 651.45     | 72.27 ST       |
| 13.0000     | NATIONAL-OILWELL VARCO     | 08/03/05            | 10/13/05            | 727.31     | 741.12     | (13.81) ST     |
| 6.0000      | NATIONAL-OILWELL VARCO     | 08/09/05            | 10/13/05            | 335.69     | 352.56     | (16.87) ST     |
| 4.0000      | NESTLE S A REP RG SH ADR   | 09/09/04            | 10/20/05            | 291.14     | 237.20     | 53.94 LT       |
| 6.0000      | PRUDENTIAL FINANCIAL INC   | 12/22/04            | 10/07/05            | 389.97     | 331.55     | 58.42 ST       |
| 2.0000      | PRUDENTIAL FINANCIAL INC   | 12/22/04            | 10/13/05            | 127.89     | 110.51     | 17.38 ST       |
| 6.0000      | PRICE T ROWE GROUP INC     | 11/09/04            | 10/14/05            | 367.36     | 356.93     | 10.43 ST       |
| 16.0000     | STRYKER CORP               | 01/21/05            | 10/19/05            | 677.98     | 799.84     | (121.86) ST    |
| 7.0000      | STRYKER CORP               | 07/21/05            | 10/19/05            | 296.63     | 371.15     | (74.52) ST     |
| 2.0000      | TELEFLEX INC               | 09/09/04            | 10/04/05            | 143.22     | 88.90      | 54.32 LT       |
| 21.0000     | TEXAS INSTRUMENTS          | 03/10/05            | 10/25/05            | 602.28     | 565.46     | 36.82 ST       |
| 29.0000     | TEXAS INSTRUMENTS          | 03/10/05            | 10/26/05            | 826.59     | 780.88     | 45.71 ST       |
| 4.0000      | THERMO ELECTRON CORP       | 09/09/04            | 10/26/05            | 120.21     | 106.43     | 13.78 LT       |
| 3.0000      | UNITED STATIONERS INC      | 09/09/04            | 10/06/05            | 137.71     | 126.27     | 11.44 LT       |
| 2.0000      | UNITED STATIONERS INC      | 09/09/04            | 10/20/05            | 88.02      | 84.18      | 3.84 LT        |
| 1.0000      | UNITED STATIONERS INC      | 09/09/04            | 10/21/05            | 44.05      | 42.10      | 1.95 LT        |
| 2.0000      | UNITED STATIONERS INC      | 12/06/04            | 10/21/05            | 88.13      | 96.21      | (8.08) ST      |
| 4.0000      | XTO ENERGY INC             | 09/09/04            | 10/19/05            | 156.08     | 86.98      | 69.10 LT       |
| 5.0000      | WHOLE FOODS MKT INC COM    | 09/09/04            | 10/06/05            | 646.55     | 413.02     | 233.53 LT      |
| 10.0000     | WELLPOINT INC              | 11/11/04            | 10/13/05            | 711.72     | 469.57     | 242.15 ST      |
| 4,000.0000  | KELLOGG CO 6.60%APR01 11   | 09/16/04            | 11/15/05            | 4,250.48   | 4,409.13   | (158.65) LT    |
| 2,000.0000  | SPRINT CAP CORP 6.12% 2008 | 09/16/04            | 11/15/05            | 2,054.00   | 2,119.00   | (65.00) LT     |
| 4,000.0000  | US TSY 6.250% FEB 15 2007  | 09/16/04            | 11/08/05            | 4,092.50   | 4,173.93   | (81.43) LT     |
| 5,000.0000  | US TSY 4.250% AUG 15 2014  | 11/04/04            | 11/08/05            | 4,878.32   | 5,072.42   | (194.10) LT    |
| 4,000.0000  | US TSY 5.000% AUG 15 2011  | 09/16/04            | 11/08/05            | 4,101.87   | 4,250.11   | (148.24) LT    |
| 23,000.0000 | FNMA P357672 04 50%2019    | 03/30/05            | 11/15/05            | 20,376.79  | 20,594.71  | N/C            |
| 13.0000     | AMER EXPRESS COMPANY       | 03/30/05            | 11/17/05            | 647.38     | 582.46     | 64.92 ST       |
| 13.0000     | CHESAPEAKE ENERGY OKLA     | 09/01/05            | 11/10/05            | 349.94     | 424.78     | (74.84) ST     |
| 9.0000      | CHESAPEAKE ENERGY OKLA     | 09/01/05            | 11/16/05            | 257.49     | 294.08     | (36.59) ST     |
| 11.0000     | CHESAPEAKE ENERGY OKLA     | 09/08/05            | 11/16/05            | 314.72     | 359.40     | (44.68) ST     |
| 8.0000      | CIGNA CORP                 | 08/03/05            | 11/02/05            | 856.98     | 920.09     | (63.11) ST     |
| 3.0000      | CIGNA CORP                 | 08/04/05            | 11/02/05            | 321.37     | 340.88     | (19.51) ST     |

PLEASE SEE REVERSE SIDE  
Page 183 of 204  
Statement Period Year Ending 06/30/06  
Account No. 22D-04009

00001916





GUIDE DOGS OF THE DESERT

# EMA<sup>SM</sup> Fiscal Statement

## REALIZED CAPITAL GAIN AND LOSS SUMMARY

| Quantity   | Security Description     | Date of Acquisition | Date of Liquidation | Sale Price | Cost Basis | Gain or (Loss) |
|------------|--------------------------|---------------------|---------------------|------------|------------|----------------|
| 10.0000    | LLOYDS TSB GROUP SPD ADR | 09/09/04            | 12/16/05            | 342.49     | 310.81     | 31.68 LT       |
| 6.0000     | MOODY'S CORP             | 09/09/04            | 12/01/05            | 361.03     | 206.01     | 155.02 LT      |
| 6.0000     | MARUBENI CORP ADR        | 03/22/05            | 12/07/05            | 311.14     | 205.16     | 105.98 ST      |
| 5.0000     | NESTLE S A REP RG SH ADR | 09/09/04            | 12/02/05            | 374.73     | 296.50     | 78.23 LT       |
| 11.0000    | PAYCHEX INC              | 10/05/05            | 12/19/05            | 447.14     | 413.26     | 33.88 ST       |
| 13.0000    | PROCTER GAMBLE           | 04/14/05            | 12/02/05            | 746.55     | 718.27     | 28.28 ST       |
| 18.0000    | SUMITOMO TR & BKG SPDADR | 12/21/04            | 12/07/05            | 159.64     | 121.79     | 37.85 ST       |
| 9.0000     | SYMBOL TECHNOLOGIES DELA | 06/29/05            | 12/20/05            | 110.88     | 87.32      | 23.56 ST       |
| 4.0000     | SYMBOL TECHNOLOGIES DELA | 06/29/05            | 12/22/05            | 50.29      | 38.80      | 11.49 ST       |
| 14.0000    | URBAN OUTFITTERS INC     | 08/30/05            | 12/16/05            | 362.23     | 386.73     | (24.50) ST     |
| 26.0000    | UPM KYMMENE OY SPSD ADR  | 09/09/04            | 12/07/05            | 506.24     | 488.65     | 17.59 LT       |
| 7,000.0000 | FEDERAL HOME LN MTG CORP | 01/17/06            | 01/20/06            | 6,999.48   | 7,000.50   | (1.02) ST      |
| 7,000.0000 | FEDERAL HOME LN MTG CORP | 09/16/04            | 01/17/06            | 7,000.00   | 7,000.00   | 0.00           |
| 6.0000     | ADVNC D MICRO D INC      | 12/02/05            | 01/18/06            | 201.32     | 167.36     | 33.96 ST       |
| 32.0000    | ABB LTD SPON ADR         | 09/09/04            | 01/06/06            | 340.43     | 188.79     | 151.64 LT      |
| 15.0000    | AMERITRADE HLDG CORP     | 01/25/06            | 01/30/06            | N/A        | 288.53     | N/C            |
| 5.0000     | APPLE COMPUTER INC       | 09/09/04            | 01/11/06            | 416.85     | 87.50      | 329.35 LT      |
| 14.0000    | CORNING INC              | 05/09/05            | 01/24/06            | 337.38     | 212.61     | 124.77 ST      |
| 10.0000    | DIAGEO PLC SPSD ADR NEW  | 09/09/04            | 01/06/06            | 597.23     | 499.45     | 97.78 LT       |
| 6.0000     | DIAGEO PLC SPSD ADR NEW  | 09/09/04            | 01/25/06            | 359.49     | 299.67     | 59.82 LT       |
| 21.0000    | ENGELHARD CORP           | 09/09/04            | 01/04/06            | 795.52     | 586.90     | 208.62 LT      |
| 1.0000     | ENGELHARD CORP           | 09/09/04            | 01/05/06            | 38.01      | 27.95      | 10.06 LT       |
| 8.0000     | ENGELHARD CORP           | 08/18/05            | 01/05/06            | 304.11     | 225.45     | 78.66 ST       |
| 6.0000     | ENGELHARD CORP           | 08/31/05            | 01/05/06            | 228.08     | 169.71     | 58.37 ST       |
| 3.0000     | ENGELHARD CORP           | 09/09/05            | 01/05/06            | 114.04     | 86.40      | 27.64 ST       |
| 3.0000     | ENGELHARD CORP           | 12/05/05            | 01/05/06            | 114.05     | 89.46      | 24.59 ST       |
| 3.0000     | ENGELHARD CORP           | 09/09/04            | 01/19/06            | 131.51     | 72.01      | 59.50 LT       |
| 3.0000     | FLOWERVE CORP            | 07/08/05            | 01/26/06            | 299.11     | 246.04     | 53.07 ST       |
| 18.0000    | FRANKLIN RES INC         | 09/09/04            | 01/24/06            | 308.97     | 346.14     | (37.17) LT     |
| 5.0000     | GAP INC DELAWARE         | 09/09/04            | 01/20/06            | 166.99     | 169.56     | (2.57) LT      |
| 16.0000    | GENERAL ELECTRIC         | 10/18/04            | 01/20/06            | 534.38     | 538.50     | (4.12) LT      |
| 5.0000     | GENERAL ELECTRIC         | 10/18/04            | 01/25/06            | 164.12     | 168.29     | (4.17) LT      |
| 11.0000    | GENERAL ELECTRIC         | 01/28/05            | 01/25/06            | 361.07     | 392.27     | (31.20) ST     |
| 6.0000     | GENERAL ELECTRIC         | 04/15/05            | 01/25/06            | 196.96     | 217.31     | (20.35) ST     |
| 1.0000     | GOOGLE INC CL A          | 10/22/04            | 01/20/06            | 405.51     | 170.98     | 234.53 LT      |
| 1.0000     | GOOGLE INC CL A          | 02/02/05            | 01/20/06            | 405.52     | 212.08     | 193.44 ST      |
| 20.0000    | HEWLETT PACKARD CO DEL   | 03/04/05            | 01/05/06            | 587.69     | 413.29     | 174.40 ST      |
| 19.0000    | HEWLETT PACKARD CO DEL   | 03/04/05            | 01/19/06            | 606.63     | 392.63     | 214.00 ST      |
| 5.0000     | HEWLETT PACKARD CO DEL   | 04/15/05            | 01/19/06            | 159.64     | 105.57     | 54.07 ST       |
| 10.0000    | INTEL CORP               | 03/11/05            | 01/18/06            | 227.55     | 250.10     | (22.55) ST     |

PLEASE SEE REVERSE SIDE  
 Page 185 of 204  
 Statement Period Year Ending 06/30/06  
 Account No. 22D-04009





GUIDE DOGS OF THE DESERT

# EMA Fiscal Statement

## REALIZED CAPITAL GAIN AND LOSS SUMMARY

| Quantity   | Security Description       | Date of Acquisition | Date of Liquidation | Sale Price | Cost Basis | Gain or (Loss) |
|------------|----------------------------|---------------------|---------------------|------------|------------|----------------|
| 3.0000     | FLOWERVE CORP              | 12/03/04            | 02/15/06            | 143.35     | 78.94      | 64.41 LT       |
| 4.0000     | FRANKLIN RES INC           | 07/08/05            | 02/03/06            | 386.34     | 328.05     | 58.29 ST       |
| 4.0000     | FRANKLIN RES INC           | 07/08/05            | 02/09/06            | 378.87     | 328.06     | 50.81 ST       |
| 6.0000     | GETTY IMAGES INC           | 02/01/05            | 01/27/06            | 494.46     | 420.00     | 74.46 ST       |
| 41.0000    | GAP INC DELAWARE           | 09/09/04            | 01/27/06            | 707.95     | 788.44     | (80.49) LT     |
| 3.0000     | GENENTECH INC NEW          | 04/26/05            | 02/15/06            | 249.72     | 221.73     | 27.99 ST       |
| 2.0000     | GOOGLE INC CL A            | 02/02/05            | 02/01/06            | 787.42     | 424.18     | 363.24 ST      |
| 1.0000     | GOOGLE INC CL A            | 02/10/05            | 02/01/06            | 393.71     | 188.43     | 205.28 ST      |
| 4.0000     | GILEAD SCIENCES INC COM    | 10/11/05            | 02/22/06            | 242.39     | 191.61     | 50.78 ST       |
| 24.0000    | KEANE INC                  | 09/09/04            | 02/15/06            | 257.10     | 361.20     | (104.10) LT    |
| 3.0000     | LEGG MASON INC             | 09/09/04            | 02/17/06            | 400.33     | 161.23     | 239.10 LT      |
| 9.0000     | LOWE'S COMPANIES INC       | 08/10/05            | 02/10/06            | 562.51     | 589.13     | (26.62) ST     |
| 17.0000    | MASCO CORP                 | 09/09/04            | 01/30/06            | 505.77     | 559.52     | (53.75) LT     |
| 22.0000    | MICROSOFT CORP             | 11/16/05            | 02/16/06            | 587.86     | 607.48     | (19.62) ST     |
| 33.0000    | MUELLER INDUSTRIES INC     | 09/09/04            | 02/17/06            | 975.94     | 1,375.54   | (399.60) LT    |
| 6.0000     | NBTY INC                   | 09/14/04            | 02/09/06            | 128.10     | 147.83     | (19.73) LT     |
| 4.0000     | NBTY INC                   | 09/21/04            | 02/09/06            | 85.40      | 92.32      | (6.92) LT      |
| 11.0000    | PRICE T ROWE GROUP INC     | 11/09/04            | 02/13/06            | 816.26     | 654.38     | 161.88 LT      |
| 7.0000     | PAYCHEX INC                | 10/05/05            | 02/22/06            | 262.86     | 262.98     | (0.12) ST      |
| 11.0000    | PAYCHEX INC                | 10/05/05            | 02/23/06            | 416.17     | 413.27     | 2.90 ST        |
| 12.0000    | YAHOO INC                  | 04/20/05            | 02/01/06            | 414.84     | 417.75     | (2.91) ST      |
| 7.0000     | YAHOO INC                  | 04/22/05            | 02/01/06            | 242.00     | 244.32     | (2.32) ST      |
| 7.0000     | YAHOO INC                  | 05/26/05            | 02/01/06            | 242.00     | 259.26     | (17.26) ST     |
| 4.0000     | YAHOO INC                  | 05/26/05            | 02/13/06            | 128.64     | 148.16     | (19.52) ST     |
| 6.0000     | YAHOO INC                  | 10/19/05            | 02/13/06            | 192.96     | 211.95     | (18.99) ST     |
| 3.0000     | WELLPOINT INC              | 11/11/04            | 02/13/06            | 232.15     | 140.87     | 91.28 LT       |
| 5.0000     | WELLPOINT INC              | 11/11/04            | 02/21/06            | 386.64     | 234.78     | 151.86 LT      |
| 2,000.0000 | DAIMLERCHRYSLER N 6.40% 06 | 09/16/04            | 03/15/06            | 2,003.60   | 2,011.62   | (8.02) LT      |
| 5,000.0000 | US TSY 2.375% AUG 15 2006  | 05/17/05            | 03/07/06            | 4,948.63   | 4,935.16   | 13.47 ST       |
| 7,000.0000 | US TSY 2.375% AUG 15 2006  | 02/15/06            | 03/07/06            | 6,928.09   | 6,922.07   | 6.02 ST        |
| 1.0000     | ADOBE SYS DEL PV\$ 0.001   | 10/25/05            | 03/14/06            | 37.40      | 31.68      | 5.72 ST        |
| 1.0000     | ADTRAN INC COM             | 03/14/05            | 03/14/06            | 27.34      | 18.41      | 8.93 ST        |
| 5.0000     | ADVNC D MICRO D INC        | 12/02/05            | 03/13/06            | 170.72     | 139.47     | 31.25 ST       |
| 2.0000     | ADVNC D MICRO D INC        | 12/02/05            | 03/13/06            | 67.89      | 55.78      | 12.11 ST       |
| 3.0000     | ADVNC D MICRO D INC        | 12/02/05            | 03/14/06            | 101.12     | 83.69      | 17.43 ST       |
| 14.0000    | ADVNC D MICRO D INC        | 01/24/06            | 03/14/06            | 471.93     | 498.42     | (26.49) ST     |
| 31.0000    | ABB LTD SPON ADR           | 09/09/04            | 03/07/06            | 367.08     | 182.90     | 184.18 LT      |
| 5.0000     | ABB LTD SPON ADR           | 09/09/04            | 03/14/06            | 62.14      | 29.50      | 32.64 LT       |
| 20.0000    | ABB LTD SPON ADR           | 09/09/04            | 03/24/06            | 237.69     | 118.00     | 119.69 LT      |
| 2.0000     | AJINOMOTO CO LTD ADR       | 01/25/06            | 03/24/06            | 210.75     | 217.83     | (7.08) ST      |

PLEASE SEE REVERSE SIDE  
 Page 187 of 204  
 Statement Period Year Ending 06/30/06  
 Account No. 22D-04009

00001920





GUIDE DOGS OF THE DESERT

# EMA Fiscal Statement

## REALIZED CAPITAL GAIN AND LOSS SUMMARY

| Quantity | Security Description     | Date of Acquisition | Date of Liquidation | Sale Price | Cost Basis | Gain or (Loss) |
|----------|--------------------------|---------------------|---------------------|------------|------------|----------------|
| 7.0000   | CEPHALON INC COM         | 02/23/06            | 03/24/06            | 441.30     | 530.90     | (89.60) ST     |
| 2.0000   | CEPHALON INC COM         | 02/27/06            | 03/24/06            | 126.08     | 159.50     | (33.42) ST     |
| 3.0000   | CEPHALON INC COM         | 03/01/06            | 03/24/06            | 189.14     | 240.32     | (51.18) ST     |
| 2.0000   | CHICOS FAS INC COM       | 11/05/04            | 03/14/06            | 80.55      | 43.02      | 37.53 LT       |
| 4.0000   | CISCO SYSTEMS INC COM    | 02/10/06            | 03/14/06            | 84.87      | 79.03      | 5.84 ST        |
| 1.0000   | COCA COLA COM            | 12/01/04            | 03/14/06            | 42.77      | 39.55      | 3.22 LT        |
| 3.0000   | CORNING INC              | 05/09/05            | 03/14/06            | 77.96      | 45.56      | 32.40 ST       |
| 2.0000   | CRANE CO DELAWARE        | 10/22/04            | 03/14/06            | 77.71      | 59.86      | 17.85 LT       |
| 1.0000   | DIAGEO PLC SPSD ADR NEW  | 09/09/04            | 03/14/06            | 64.35      | 49.94      | 14.41 LT       |
| 3.0000   | DELL INC                 | 12/08/05            | 03/14/06            | 88.91      | 94.69      | (5.78) ST      |
| 1.0000   | DAVITA INC               | 01/24/06            | 03/14/06            | 59.02      | 55.74      | 3.28 ST        |
| 1.0000   | DEUTSCHE BANK AG REG     | 10/27/04            | 03/14/06            | 113.59     | 74.37      | 39.22 LT       |
| 11.0000  | DIRECTV GROUP INC        | 09/09/04            | 03/14/06            | 171.70     | 180.18     | (8.48) LT      |
| 7.0000   | DISNEY (WALT) CO COM STK | 09/09/04            | 03/14/06            | 200.40     | 160.29     | 40.11 LT       |
| 1.0000   | EXPRESS SCRIPTS INC COM  | 12/05/05            | 03/14/06            | 89.50      | 87.71      | 1.79 ST        |
| 3.0000   | ENI S P A SPONSORED ADR  | 09/09/04            | 03/14/06            | 171.14     | 128.03     | 43.11 LT       |
| 2.0000   | EBAY INC COM             | 07/21/05            | 03/14/06            | 78.53      | 82.46      | (3.93) ST      |
| 13.0000  | ENTERCOM COMMCTNS CORP A | 09/09/04            | 02/24/06            | 365.79     | 471.51     | (105.72) LT    |
| 5.0000   | ENTERCOM COMMCTNS CORP A | 10/12/04            | 02/24/06            | 140.68     | 160.86     | (20.18) LT     |
| 6.0000   | ENTERCOM COMMCTNS CORP A | 10/20/04            | 02/24/06            | 168.82     | 186.19     | (17.37) LT     |
| 7.0000   | ENTERCOM COMMCTNS CORP A | 01/26/05            | 02/24/06            | 196.96     | 220.38     | (23.42) LT     |
| 5.0000   | ENTERCOM COMMCTNS CORP A | 05/19/05            | 02/24/06            | 140.69     | 162.55     | (21.86) ST     |
| 4.0000   | ENTERCOM COMMCTNS CORP A | 05/31/05            | 02/24/06            | 112.56     | 132.92     | (20.36) ST     |
| 2.0000   | ENTERCOM COMMCTNS CORP A | 07/11/05            | 02/24/06            | 56.28      | 66.97      | (10.69) ST     |
| 1.0000   | ENTERCOM COMMCTNS CORP A | 09/27/05            | 02/24/06            | 28.14      | 30.90      | (2.76) ST      |
| 1.0000   | ENTERCOM COMMCTNS CORP A | 09/28/05            | 02/24/06            | 28.14      | 30.93      | (2.79) ST      |
| 1.0000   | ENTERCOM COMMCTNS CORP A | 01/20/06            | 03/14/06            | 69.47      | 85.06      | (15.59) ST     |
| 1.0000   | EOG RESOURCES INC        | 09/09/04            | 03/14/06            | 148.71     | 94.36      | 54.35 LT       |
| 4.0000   | E.ON AG ADR              | 02/10/06            | 03/14/06            | 85.44      | 82.86      | 2.58 ST        |
| 1.0000   | EMERSON ELEC CO          | 09/09/04            | 03/14/06            | 61.51      | 47.49      | 14.02 LT       |
| 1.0000   | FMC CORP COM NEW         | 09/09/04            | 03/14/06            | 691.92     | 685.17     | 6.75 LT        |
| 28.0000  | FURNITURE BRANDS INTL    | 09/09/04            | 02/28/06            | 123.55     | 120.95     | 2.60 LT        |
| 5.0000   | FURNITURE BRANDS INTL    | 12/03/04            | 02/28/06            | 49.42      | 40.92      | 8.50 ST        |
| 2.0000   | FURNITURE BRANDS INTL    | 06/13/05            | 02/28/06            | 49.42      | 39.40      | 10.02 ST       |
| 2.0000   | FURNITURE BRANDS INTL    | 08/22/05            | 02/28/06            | 49.43      | 37.18      | 12.25 ST       |
| 2.0000   | FURNITURE BRANDS INTL    | 09/20/05            | 02/28/06            | 49.43      | 35.40      | 14.03 ST       |
| 2.0000   | FURNITURE BRANDS INTL    | 09/26/05            | 02/28/06            | 79.85      | 69.48      | 10.37 LT       |
| 1.0000   | FORTUNE BRANDS INC       | 09/09/04            | 03/14/06            | 45.31      | 60.48      | (15.17) ST     |
| 2.0000   | FRANCE TELECOM ADR       | 09/02/05            | 03/14/06            | 462.75     | 462.75     | 0.00           |
| 25.0000  | FEDERAL SIGNAL CORP      | 09/09/04            | 03/01/06            | 111.07     | 101.86     | 9.21 LT        |
| 6.0000   | FEDERAL SIGNAL CORP      | 01/21/05            | 03/01/06            |            |            |                |

PLEASE SEE REVERSE SIDE  
Page 189 of 204  
Statement Period Year Ending 06/30/06  
Account No. 22D-04009





GUIDE DOGS OF THE DESERT



# Fiscal Statement


## REALIZED CAPITAL GAIN AND LOSS SUMMARY

| Quantity | Security Description     | Date of Acquisition | Date of Liquidation | Sale Price | Cost Basis | Gain or (Loss) |
|----------|--------------------------|---------------------|---------------------|------------|------------|----------------|
| 1.0000   | LEGG MASON INC           | 09/09/04            | 03/14/06            | 126.30     | 53.74      | 72.56 LT       |
| 3.0000   | LIMITED BRANDS INC       | 09/09/04            | 03/14/06            | 71.84      | 62.24      | 9.60 LT        |
| 1.0000   | LOWE'S COMPANIES INC     | 08/10/05            | 03/14/06            | 67.57      | 65.45      | 2.12 ST        |
| 2.0000   | MOODY'S CORP             | 09/09/04            | 03/14/06            | 138.13     | 68.66      | 69.47 LT       |
| 3.0000   | MORGAN STANLEY           | 05/24/05            | 03/14/06            | 179.93     | 148.72     | 31.21 ST       |
| 2.0000   | MONSTER WORLDWIDE INC    | 11/15/05            | 03/14/06            | 97.55      | 75.98      | 21.57 ST       |
| 1.0000   | MARUBENI CORP ADR        | 03/22/05            | 03/14/06            | 49.19      | 34.19      | 15.00 ST       |
| 6.0000   | MCDONALDS CORP COM       | 09/09/04            | 03/14/06            | 205.61     | 165.66     | 39.95 LT       |
| 7.0000   | MEDTRONIC INC COM        | 09/21/05            | 02/28/06            | 375.83     | 390.86     | (15.03) ST     |
| 1.0000   | MEDTRONIC INC COM        | 09/22/05            | 02/28/06            | 53.69      | 55.96      | (2.27) ST      |
| 1.0000   | MEDTRONIC INC COM        | 09/22/05            | 03/01/06            | 53.85      | 55.96      | (2.11) ST      |
| 4.0000   | MEDTRONIC INC COM        | 09/22/05            | 03/01/06            | 215.20     | 223.86     | (8.66) ST      |
| 3.0000   | MEDTRONIC INC COM        | 09/22/05            | 03/01/06            | 158.59     | 167.90     | (9.31) ST      |
| 11.0000  | MEDTRONIC INC COM        | 10/12/05            | 03/17/06            | 581.52     | 602.77     | (21.25) ST     |
| 2.0000   | MICROSOFT CORP           | 11/16/05            | 03/14/06            | 54.45      | 55.22      | (0.77) ST      |
| 30.0000  | MICROSOFT CORP           | 11/16/05            | 03/22/06            | 811.22     | 828.41     | (17.19) ST     |
| 1.0000   | MINERALS TECHNOLOGIES    | 09/09/04            | 03/14/06            | 56.21      | 55.78      | 0.43 LT        |
| 3.0000   | MOTOROLA INC COM         | 05/19/05            | 03/14/06            | 64.19      | 52.38      | 11.81 ST       |
| 1.0000   | NAVISTAR INTL CORP NEW   | 12/22/05            | 03/14/06            | 28.56      | 28.08      | 0.48 ST        |
| 2.0000   | NISSAN MTR LTD SPN ADR   | 05/20/05            | 03/14/06            | 46.83      | 39.75      | 7.08 ST        |
| 5.0000   | NINTENDO LTD ADR         | 10/06/05            | 03/14/06            | 90.49      | 73.70      | 16.79 ST       |
| 1.0000   | NBTY INC                 | 11/12/04            | 03/14/06            | 22.18      | 25.99      | (3.81) LT      |
| 1.0000   | NETWORK APPLIANCE INC CA | 02/16/06            | 03/14/06            | 33.80      | 33.73      | 0.07 ST        |
| 2.0000   | NATIONAL-OILWELL VARCO   | 01/04/06            | 03/14/06            | 120.19     | 138.18     | (17.99) ST     |
| 2.0000   | NOVARTIS ADR             | 09/09/04            | 03/14/06            | 111.79     | 94.31      | 17.48 LT       |
| 7.0000   | NOMURA HLDGS INC ADR     | 08/12/05            | 03/14/06            | 142.09     | 93.63      | 48.46 ST       |
| 12.0000  | NEC CORP ADR             | 09/09/04            | 03/14/06            | 72.59      | 76.20      | (3.61) LT      |
| 1.0000   | NESTLE S A REP RG SH ADR | 09/09/04            | 03/14/06            | 75.39      | 59.30      | 16.09 LT       |
| 2.0000   | NORDSTROM INC            | 01/24/06            | 03/14/06            | 81.95      | 80.30      | 1.65 ST        |
| 2.0000   | PULTE HOMES INC COM      | 02/13/06            | 03/14/06            | 76.13      | 74.97      | 1.16 ST        |
| 1.0000   | PRUDENTIAL FINANCIAL INC | 12/22/04            | 03/14/06            | 76.34      | 55.25      | 21.09 LT       |
| 12.0000  | PROQUEST COMPANY         | 09/09/04            | 03/01/06            | 256.55     | 306.26     | (49.71) LT     |
| 3.0000   | PROQUEST COMPANY         | 07/12/05            | 03/01/06            | 64.14      | 100.20     | (36.06) ST     |
| 2.0000   | PROQUEST COMPANY         | 10/14/05            | 03/01/06            | 42.77      | 68.77      | (26.00) ST     |
| 1.0000   | PEPSICO INC              | 10/05/05            | 03/14/06            | 60.46      | 57.26      | 3.20 ST        |
| 3.0000   | QUALCOMM INC             | 09/09/04            | 03/14/06            | 147.71     | 118.14     | 29.57 LT       |
| 1.0000   | REUTERS GROUP PLC ADR    | 01/06/06            | 03/14/06            | 41.44      | 47.32      | (5.88) ST      |
| 4.0000   | RAYTHEON CO DELAWARE NEW | 09/09/04            | 03/14/06            | 180.11     | 142.78     | 37.33 LT       |
| 2.0000   | RADIOSHACK CORP          | 09/09/04            | 03/14/06            | 37.71      | 56.78      | (19.07) LT     |
| 1.0000   | REGIS CORP MINN          | 11/17/04            | 03/14/06            | 38.02      | 46.55      | (8.53) LT      |

PLEASE SEE REVERSE SIDE

Page 191 of 204  
Statement Period Year Ending 06/30/06

Account No. 22D-04009





GUIDE DOGS OF THE DESERT

# EMA Fiscal Statement

## REALIZED CAPITAL GAIN AND LOSS SUMMARY

| Quantity   | Security Description         | Date of Acquisition | Date of Liquidation | Sale Price | Cost Basis | Gain or (Loss) |
|------------|------------------------------|---------------------|---------------------|------------|------------|----------------|
| 2.0000     | UNION PACIFIC CORP           | 06/23/05            | 03/14/06            | 170.55     | 130.47     | 40.08 ST       |
| 4.0000     | VODAFONE GRP PLC SPN ADR     | 09/09/04            | 03/14/06            | 90.15      | 93.96      | (3.81) LT      |
| 1.0000     | VIVENDI UNIVERSAL ADR        | 09/20/05            | 03/14/06            | 33.17      | 32.15      | 1.02 ST        |
| 1.0000     | ZIMMER HOLDINGS INC COM      | 12/05/05            | 03/14/06            | 68.49      | 70.15      | (1.66) ST      |
| 1.0000     | XTO ENERGY INC               | 09/09/04            | 03/14/06            | 42.23      | 21.74      | 20.49 LT       |
| 4.0000     | WAL-MART STORES INC          | 09/09/04            | 03/14/06            | 181.99     | 210.27     | (28.28) LT     |
| 1.0000     | WHOLE FOODS MKT INC COM      | 09/09/04            | 03/14/06            | 59.95      | 41.30      | 18.65 LT       |
| 10.0000    | YAHOO INC                    | 10/19/05            | 02/28/06            | 320.25     | 353.27     | (33.02) ST     |
| 14.0000    | YAHOO INC                    | 11/16/05            | 02/28/06            | 448.35     | 555.37     | (107.02) ST    |
| 1.0000     | YRC WORLDWIDE INC            | 09/28/05            | 03/14/06            | 46.35      | 39.33      | 7.02 ST        |
| 1.0000     | ZEBRA TECHNOLOGIES CRP A     | 07/28/05            | 03/14/06            | 44.44      | 38.26      | 6.18 ST        |
| 1.0000     | WELLPOINT INC                | 11/11/04            | 03/01/06            | 76.46      | 46.95      | 29.51 LT       |
| 6.0000     | WELLPOINT INC                | 11/11/04            | 03/02/06            | 456.17     | 281.76     | 174.41 LT      |
| 3.0000     | WELLPOINT INC                | 11/11/04            | 03/03/06            | 228.57     | 140.88     | 87.69 LT       |
| 4,000.0000 | MORGAN ST DEAN WI 6.10% 06   | 09/16/04            | 04/17/06            | 4,000.00   | 4,000.00   | 0.00           |
| 4,000.0000 | US TSY 3.000% NOV 15 2007    | 02/15/06            | 04/19/06            | 3,886.09   | 3,885.78   | 0.31 ST        |
| 6.0000     | ADTRAN INC COM               | 03/14/05            | 04/05/06            | 153.98     | 110.49     | 43.49 LT       |
| 5.0000     | ADTRAN INC COM               | 04/14/05            | 04/05/06            | 128.32     | 90.11      | 38.21 ST       |
| 12.0000    | APPLERA CP-APPL BIOSYS G     | 03/07/05            | 04/05/06            | 327.09     | 250.37     | 76.72 LT       |
| 1.0000     | APPLERA CP-APPL BIOSYS G     | 08/22/05            | 04/05/06            | 27.26      | 21.16      | 6.10 ST        |
| 8.0000     | AETNA INC NEW                | 02/11/05            | 04/10/06            | 367.92     | 268.83     | 99.09 LT       |
| 39.0000    | ALLIED WASTE INDS NEW        | 09/09/04            | 04/10/06            | 490.25     | 398.58     | 91.67 LT       |
| 18.0000    | ALLIED WASTE INDS NEW        | 11/04/05            | 04/10/06            | 226.27     | 154.26     | 72.01 ST       |
| 17.0000    | ALLIED WASTE INDS NEW        | 12/05/05            | 04/10/06            | 213.71     | 153.19     | 60.52 ST       |
| 6.0000     | AMGEN INC COM PV \$0.0001    | 07/08/05            | 04/20/06            | 406.11     | 412.43     | (6.32) ST      |
| 1.0000     | AMGEN INC COM PV \$0.0001    | 07/08/05            | 04/24/06            | 66.66      | 68.74      | (2.08) ST      |
| 7.0000     | AMGEN INC COM PV \$0.0001    | 07/20/05            | 04/24/06            | 466.63     | 551.99     | (85.36) ST     |
| 4.0000     | AMGEN INC COM PV \$0.0001    | 02/01/06            | 04/24/06            | 266.65     | 310.82     | (44.17) ST     |
| 2.0000     | AMGEN INC COM PV \$0.0001    | 09/02/05            | 04/25/06            | 149.58     | 140.81     | 8.77 ST        |
| 10.0000    | BNP PARIBAS SPONSORD ADR CXL | 09/09/04            | 03/28/06            | 448.75     | 312.50     | (136.25) LT    |
| 10.0000    | BNP PARIBAS SPONSORD ADR COR | 09/09/04            | 03/28/06            | 448.75     | 309.56     | 139.19 LT      |
| 1.0000     | CHICAGO MERCANTILE EXCH      | 06/06/05            | 04/25/06            | 469.41     | 246.25     | 223.16 ST      |
| 6.0000     | CAREMARK RX INC              | 01/05/05            | 04/04/06            | 288.38     | 242.46     | 45.92 LT       |
| 6.0000     | CAREMARK RX INC              | 01/05/05            | 04/06/06            | 280.91     | 242.47     | 38.44 LT       |
| 1.0000     | CAREMARK RX INC              | 03/24/05            | 04/06/06            | 46.82      | 39.17      | 7.65 LT        |
| 7.0000     | CAREMARK RX INC              | 03/24/05            | 04/19/06            | 314.39     | 274.26     | 40.13 LT       |
| 3.0000     | CANON INC ADR REP5SH         | 09/09/04            | 04/25/06            | 217.79     | 141.99     | 75.80 LT       |
| 23.0000    | COSTCO WHOLESale CRP DEL     | 09/09/04            | 04/04/06            | 1,258.70   | 919.75     | 338.95 LT      |
| 9.0000     | COSTCO WHOLESale CRP DEL     | 09/09/04            | 04/06/06            | 504.76     | 359.91     | 144.85 LT      |
| 12.0000    | CARLISLE COS INC             | 09/09/04            | 04/18/06            | 993.01     | 743.21     | 249.80 LT      |

PLEASE SEE REVERSE SIDE  
Page 193 of 204  
Statement Period Year Ending 06/30/06  
Account No. 22D-04009





GUIDE DOGS OF THE DESERT

# EMA<sup>SM</sup> Fiscal Statement

## REALIZED CAPITAL GAIN AND LOSS SUMMARY

| Quantity   | Security Description       | Date of Acquisition | Date of Liquidation | Sale Price | Cost Basis | Gain or (Loss) |
|------------|----------------------------|---------------------|---------------------|------------|------------|----------------|
| 11.0000    | UNITEDHEALTH GROUP INC     | 10/26/05            | 04/11/06            | 564.75     | 616.15     | (51.40) ST     |
| 7.0000     | UNITEDHEALTH GROUP INC     | 11/02/05            | 04/11/06            | 359.39     | 416.34     | (56.95) ST     |
| 5.0000     | VODAFONE GRP PLC SPN ADR   | 09/09/04            | 04/25/06            | 112.47     | 117.46     | (4.99) LT      |
| 6.0000     | ZIMMER HOLDINGS INC COM    | 12/05/05            | 04/04/06            | 405.33     | 420.93     | (15.60) ST     |
| 11.0000    | ZIMMER HOLDINGS INC COM    | 12/05/05            | 04/07/06            | 730.18     | 771.72     | (41.54) ST     |
| 4,000.0000 | LEHMAN BROTHERS H 6.25% 06 | 09/16/04            | 05/15/06            | 4,000.00   | 4,000.00   | 0.00           |
| 10.0000    | ACXIOM CORP COM            | 09/09/04            | 04/28/06            | 259.46     | 220.93     | 38.53 LT       |
| 6.0000     | ACXIOM CORP COM            | 09/28/04            | 04/28/06            | 155.68     | 137.51     | 18.17 LT       |
| 8.0000     | ACXIOM CORP COM            | 05/12/05            | 04/28/06            | 207.58     | 134.67     | 72.91 ST       |
| 2.0000     | ACXIOM CORP COM            | 08/22/05            | 04/28/06            | 51.90      | 39.53      | 12.37 ST       |
| 7.0000     | ALLEGHENY TECH INC         | 04/07/06            | 05/12/06            | 570.03     | 466.65     | 103.38 ST      |
| 2.0000     | ALLEGHENY TECH INC         | 04/07/06            | 05/22/06            | 120.85     | 133.33     | (12.48) ST     |
| 4.0000     | ALLEGHENY TECH INC         | 04/18/06            | 05/22/06            | 241.71     | 287.60     | (45.89) ST     |
| 7.0000     | AETNA INC NEW              | 02/11/05            | 04/27/06            | 254.35     | 235.24     | 19.11 LT       |
| 20.0000    | AETNA INC NEW              | 02/23/05            | 04/27/06            | 726.73     | 694.39     | 32.34 LT       |
| 3.0000     | APPLE COMPUTER INC         | 09/09/04            | 05/11/06            | 204.54     | 52.50      | 152.04 LT      |
| 1.0000     | APPLE COMPUTER INC         | 01/13/05            | 05/11/06            | 68.18      | 73.30      | (5.12) LT      |
| 5.0000     | APPLE COMPUTER INC         | 07/14/05            | 05/11/06            | 340.92     | 206.27     | 134.65 ST      |
| 9.0000     | APPLE COMPUTER INC         | 07/14/05            | 05/17/06            | 583.85     | 371.30     | 212.55 ST      |
| 4.0000     | APTARGROUP INC             | 09/09/04            | 04/26/06            | 210.44     | 183.24     | 27.20 LT       |
| 2.0000     | APTARGROUP INC             | 01/11/05            | 04/26/06            | 105.22     | 99.00      | 6.22 LT        |
| 22.0000    | BROADCOM CORP CALIF CLA    | 01/06/06            | 05/12/06            | 805.71     | 755.75     | 49.96 ST       |
| 4.0000     | BANCO BRADESCO S A ADR     | 03/28/06            | 05/01/06            | 151.48     | 142.58     | 8.90 ST        |
| 3.0000     | CYTEC INDUSTRIES INC       | 06/21/05            | 04/26/06            | 184.03     | 125.76     | 58.27 ST       |
| 2.0000     | CYTEC INDUSTRIES INC       | 07/21/05            | 04/26/06            | 122.68     | 88.26      | 34.42 ST       |
| 1.0000     | CYTEC INDUSTRIES INC       | 08/02/05            | 04/26/06            | 61.34      | 46.78      | 14.56 ST       |
| 3.0000     | CYTEC INDUSTRIES INC       | 09/26/05            | 04/26/06            | 184.03     | 125.69     | 58.34 ST       |
| 3.0000     | CYTEC INDUSTRIES INC       | 12/05/05            | 04/26/06            | 184.03     | 138.58     | 45.45 ST       |
| 2.0000     | CYTEC INDUSTRIES INC       | 12/28/05            | 04/26/06            | 122.69     | 95.07      | 27.62 ST       |
| 4.0000     | CYTEC INDUSTRIES INC       | 01/05/06            | 04/26/06            | 245.39     | 196.46     | 48.93 ST       |
| 1.0000     | CHICAGO MERCANTILE EXCH    | 06/06/05            | 05/17/06            | 446.69     | 246.25     | 200.44 ST      |
| 6.0000     | CENTURY ALUMINUM INC       | 04/17/06            | 05/17/06            | 274.70     | 289.03     | (14.33) ST     |
| 4.0000     | CAREMARK RX INC            | 03/24/05            | 04/26/06            | 178.55     | 156.73     | 21.82 LT       |
| 12.0000    | CAREMARK RX INC            | 10/28/05            | 04/26/06            | 535.67     | 623.78     | (88.11) ST     |
| 4.0000     | CREDIT SUISSE GP SP ADR    | 01/11/05            | 04/26/06            | 237.74     | 164.43     | 73.31 LT       |
| 5.0000     | CIBA SPECTLY CHEM ADR      | 07/11/05            | 04/26/06            | 154.94     | 145.39     | 9.55 ST        |
| 12.0000    | CELESTICA SUB VTG SHS      | 04/22/05            | 05/01/06            | 132.75     | 141.90     | (9.15) LT      |
| 3.0000     | CB RICHARD ELLIS GR INC    | 10/07/05            | 05/11/06            | 260.54     | 141.34     | 119.20 ST      |
| 1.0000     | COACH INC                  | 09/09/04            | 05/05/06            | 31.84      | 21.87      | 9.97 LT        |
| 13.0000    | COACH INC                  | 10/28/04            | 05/05/06            | 414.02     | 297.76     | 116.26 LT      |





GUIDE DOGS OF THE DESERT

# EMA Fiscal Statement

## REALIZED CAPITAL GAIN AND LOSS SUMMARY

| Quantity | Security Description      | Date of Acquisition | Date of Liquidation | Sale Price | Cost Basis | Gain or (Loss) |
|----------|---------------------------|---------------------|---------------------|------------|------------|----------------|
| 2.0000   | INTL RECTIFIER CORP       | 10/28/05            | 04/26/06            | 85.19      | 55.52      | 29.67 ST       |
| 5.0000   | INTL RECTIFIER CORP       | 11/01/05            | 04/26/06            | 212.99     | 145.75     | 67.24 ST       |
| 5.0000   | ING GP NV SPSP ADR        | 09/09/04            | 05/02/06            | 202.74     | 123.64     | 79.10 LT       |
| 12.0000  | JPMORGAN CHASE & CO       | 09/09/04            | 05/04/06            | 548.25     | 475.80     | 72.45 LT       |
| 4.0000   | JOY GLOBAL INC DEL COM    | 01/30/06            | 04/27/06            | 258.33     | 211.03     | 47.30 ST       |
| 3.0000   | JOY GLOBAL INC DEL COM    | 01/30/06            | 05/19/06            | 151.86     | 158.29     | (6.43) ST      |
| 3.0000   | JOY GLOBAL INC DEL COM    | 02/01/06            | 05/19/06            | 151.87     | 167.33     | (15.46) ST     |
| 4.0000   | JOY GLOBAL INC DEL COM    | 02/01/06            | 05/25/06            | 186.38     | 223.12     | (36.74) ST     |
| 5.0000   | JOY GLOBAL INC DEL COM    | 03/01/06            | 05/25/06            | 232.99     | 285.49     | (52.50) ST     |
| 26.0000  | KAWASAKI HVY INDS SPDADR  | 12/27/04            | 04/26/06            | 361.51     | 169.25     | 192.26 LT      |
| 14.0000  | KAWASAKI HVY INDS SPDADR  | 03/29/05            | 04/26/06            | 194.66     | 100.08     | 94.58 LT       |
| 10.0000  | KONINKL PHIL E NY SH NEW  | 09/09/04            | 04/26/06            | 340.23     | 235.17     | 105.06 LT      |
| 6.0000   | KOHL CORP WISC PV 1CT     | 09/09/04            | 05/01/06            | 339.30     | 300.00     | 39.30 LT       |
| 2.0000   | LEHMAN BROTHERS HLDGS COM | 09/09/04            | 05/01/06            | 147.01     | 76.75      | 70.26 LT       |
| 8.0000   | LEHMAN BROTHERS HLDGS COM | 03/17/05            | 05/01/06            | 588.04     | 380.04     | 208.00 LT      |
| 4.0000   | LEHMAN BROTHERS HLDGS COM | 01/12/06            | 05/01/06            | 294.03     | 271.56     | 22.47 ST       |
| 4.0000   | LEGG MASON INC            | 09/09/04            | 05/01/06            | 450.40     | 215.00     | 235.40 LT      |
| 1.0000   | LEGG MASON INC            | 09/09/04            | 05/09/06            | 116.26     | 53.75      | 62.51 LT       |
| 3.0000   | LEGG MASON INC            | 10/21/04            | 05/09/06            | 348.78     | 176.52     | 172.26 LT      |
| 2.0000   | LEGG MASON INC            | 12/16/04            | 05/09/06            | 232.53     | 141.71     | 90.82 LT       |
| 14.0000  | MARTIN MARIETTA MATLS     | 09/09/04            | 04/26/06            | 1,488.52   | 630.01     | 858.51 LT      |
| 9.0000   | MOODY'S CORP              | 09/09/04            | 04/26/06            | 561.12     | 309.01     | 252.11 LT      |
| 10.0000  | MOODY'S CORP              | 09/09/04            | 05/02/06            | 593.92     | 343.36     | 250.56 LT      |
| 3.0000   | MOODY'S CORP              | 09/09/04            | 05/08/06            | 173.52     | 103.01     | 70.51 LT       |
| 8.0000   | MOODY'S CORP              | 05/06/05            | 05/08/06            | 462.75     | 338.83     | 123.92 LT      |
| 15.0000  | MEMC ELECTR MATLS INC     | 05/05/06            | 05/23/06            | 551.97     | 709.53     | (157.56) ST    |
| 10.0000  | MONSTER WORLDWIDE INC     | 11/15/05            | 05/03/06            | 553.93     | 379.95     | 173.98 ST      |
| 10.0000  | MASCO CORP                | 09/09/04            | 05/05/06            | 326.20     | 329.13     | (2.93) LT      |
| 19.0000  | MOTOROLA INC COM          | 05/19/05            | 05/25/06            | 397.89     | 331.78     | 66.11 LT       |
| 5.0000   | MOTOROLA INC COM          | 06/08/05            | 05/25/06            | 104.72     | 91.82      | 12.90 ST       |
| 11.0000  | NISSAN MTR LTD SPN ADR    | 05/20/05            | 04/26/06            | 280.37     | 218.67     | 61.70 ST       |
| 15.0000  | NINTENDO LTD ADR          | 10/06/05            | 04/26/06            | 270.80     | 221.11     | 49.69 ST       |
| 11.0000  | NBTY INC                  | 11/12/04            | 05/01/06            | 257.84     | 285.95     | (28.11) LT     |
| 13.0000  | NBTY INC                  | 12/15/04            | 05/01/06            | 304.72     | 303.89     | 0.83 LT        |
| 7.0000   | NBTY INC                  | 09/20/05            | 05/01/06            | 164.09     | 142.00     | 22.09 ST       |
| 34.0000  | NEWELL RUBBERMAID INC     | 09/09/04            | 04/26/06            | 868.53     | 745.32     | 123.21 LT      |
| 5.0000   | NEWELL RUBBERMAID INC     | 12/02/04            | 04/26/06            | 127.73     | 115.25     | 12.48 LT       |
| 3.0000   | NEWELL RUBBERMAID INC     | 05/20/05            | 04/26/06            | 76.64      | 67.98      | 8.66 ST        |
| 28.0000  | NVIDIA                    | 04/25/06            | 05/12/06            | 749.47     | 803.80     | (54.33) ST     |
| 7.0000   | NOMURA HLDGS INC ADR      | 08/12/05            | 04/26/06            | 153.60     | 93.63      | 59.97 ST       |



PLEASE SEE REVERSE SIDE

Page 197 of 204

Statement Period Year Ending 06/30/06

Account No. 22D-04009





GUIDE DOGS OF THE DESERT

# EMA Fiscal Statement

## REALIZED CAPITAL GAIN AND LOSS SUMMARY

| Quantity | Security Description     | Date of Acquisition | Date of Liquidation | Sale Price | Cost Basis | Gain or (Loss) |
|----------|--------------------------|---------------------|---------------------|------------|------------|----------------|
| 10.0000  | ADOBE SYS DEL PV\$ 0 001 | 04/28/06            | 05/31/06            | 286.15     | 395.36     | (109.21) ST    |
| 1.0000   | AMERCO                   | 05/17/06            | 05/30/06            | 85.33      | 92.15      | (6.82) ST      |
| 3.0000   | AGRIUM INC               | 04/18/06            | 06/21/06            | 66.07      | 74.98      | (8.91) ST      |
| 12.0000  | ABB LTD SPON ADR         | 09/09/04            | 06/21/06            | 148.64     | 70.80      | 77.84 LT       |
| 1.0000   | AIRGAS INC COM           | 03/28/06            | 06/21/06            | 35.72      | 38.90      | (3.18) ST      |
| 1.0000   | AJINOMOTO CO LTD ADR     | 01/25/06            | 06/21/06            | 110.74     | 108.92     | 1.82 ST        |
| 3.0000   | AXA ADR                  | 09/09/04            | 06/21/06            | 93.87      | 62.40      | 31.47 LT       |
| 3.0000   | ALCAN INC                | 05/19/05            | 06/21/06            | 131.58     | 93.15      | 38.43 LT       |
| 1.0000   | AFLAC INC COM            | 09/09/04            | 06/21/06            | 45.83      | 40.19      | 5.64 LT        |
| 1.0000   | ATMI INC                 | 03/29/06            | 06/21/06            | 25.06      | 29.73      | (4.67) ST      |
| 3.0000   | ASTRAZENECA PLC SPND ADR | 01/27/05            | 06/21/06            | 171.85     | 112.98     | 58.87 LT       |
| 1.0000   | ALLIANT TECHSYSTEMS INC  | 04/17/06            | 06/21/06            | 75.30      | 77.87      | (2.57) ST      |
| 3.0000   | ABN-AMRO HOLDING NV ADR  | 09/09/04            | 06/21/06            | 79.64      | 65.09      | 14.55 LT       |
| 1.0000   | AMER EXPRESS COMPANY     | 09/21/05            | 06/21/06            | 53.21      | 49.95      | 3.26 ST        |
| 10.0000  | BANCO SANT CTL HISP ADR  | 03/11/05            | 06/22/06            | 137.16     | 128.42     | 8.74 LT        |
| 3.0000   | BRITISH SKY BDCT SPD ADR | 12/16/05            | 06/21/06            | 126.29     | 107.88     | 18.41 ST       |
| 10.0000  | BROADCOM CORP CALIF CL A | 01/27/06            | 06/07/06            | 311.11     | 489.45     | (178.34) ST    |
| 3.0000   | BROADCOM CORP CALIF CL A | 02/10/06            | 06/07/06            | 93.33      | 136.73     | (43.40) ST     |
| 5.0000   | BROADCOM CORP CALIF CL A | 02/14/06            | 06/07/06            | 155.57     | 197.50     | (41.93) ST     |
| 2.0000   | BANCO BRADESCO S A ADR   | 03/28/06            | 06/21/06            | 57.08      | 71.29      | (14.21) ST     |
| 3.0000   | BK YOKOHAMA LTD JAPN ADR | 06/27/05            | 06/21/06            | 205.23     | 173.55     | 31.68 ST       |
| 1.0000   | BARDC R INC              | 04/19/06            | 06/21/06            | 70.37      | 74.91      | (4.54) ST      |
| 1.0000   | BP PLC SPON ADR          | 09/02/05            | 06/21/06            | 67.01      | 70.41      | (3.40) ST      |
| 2.0000   | BNP PARIBAS SPONSORD ADR | 09/09/04            | 06/21/06            | 90.69      | 61.91      | 28.78 LT       |
| 1.0000   | BHP BILLITON LTD ADR     | 04/25/06            | 06/21/06            | 41.04      | 45.57      | (4.53) ST      |
| 4.0000   | BEST BUY CO INC          | 04/07/06            | 06/08/06            | 197.57     | 235.70     | (38.13) ST     |
| 1.0000   | BEST BUY CO INC          | 04/07/06            | 06/21/06            | 52.78      | 58.92      | (6.14) ST      |
| 10.0000  | BRIGGS & STRATTON WIS1CT | 04/17/06            | 05/31/06            | 324.91     | 356.43     | (31.52) ST     |
| 6.0000   | BRIGGS & STRATTON WIS1CT | 04/17/06            | 06/01/06            | 195.41     | 213.86     | (18.45) ST     |
| 2.0000   | BRIGGS & STRATTON WIS1CT | 04/17/06            | 06/02/06            | 65.68      | 71.29      | (5.61) ST      |
| 2.0000   | BRITISH AWYS PLC ADR     | 09/09/04            | 06/21/06            | 135.49     | 80.92      | 54.57 LT       |
| 4.0000   | COM VALE DO RIO DOCE ADR | 05/17/06            | 06/21/06            | 71.44      | 81.07      | (9.63) ST      |
| 2.0000   | CORN PRODS INTL INC      | 04/19/06            | 05/31/06            | 53.09      | 60.91      | (7.82) ST      |
| 5.0000   | CORN PRODS INTL INC      | 04/19/06            | 06/01/06            | 132.49     | 152.27     | (19.78) ST     |
| 5.0000   | CORN PRODS INTL INC      | 04/19/06            | 06/02/06            | 131.50     | 152.28     | (20.78) ST     |
| 13.0000  | CORN PRODS INTL INC      | 04/19/06            | 06/05/06            | 334.44     | 395.93     | (61.49) ST     |
| 12.0000  | CENTURY ALUMINUM INC     | 04/17/06            | 06/01/06            | 489.33     | 578.07     | (88.74) ST     |
| 2.0000   | CREDIT SUISSE GP SP ADR  | 01/11/05            | 06/21/06            | 108.33     | 82.21      | 26.12 LT       |
| 3.0000   | CIBA SPECLTY CHEM ADR    | 07/11/05            | 06/21/06            | 81.74      | 87.23      | (5.49) ST      |
| 9.0000   | CELESTICA SUB VTG SHS    | 04/22/05            | 06/21/06            | 81.97      | 106.43     | (24.46) LT     |

PLEASE SEE REVERSE SIDE  
 Page 199 of 204  
 Statement Period Year Ending 06/30/06  
 Account No. 22D-04009





GUIDE DOGS OF THE DESERT

# EMA Fiscal Statement

## REALIZED CAPITAL GAIN AND LOSS SUMMARY

| Quantity | Security Description      | Date of Acquisition | Date of Liquidation | Sale Price | Cost Basis | Gain or (Loss) |
|----------|---------------------------|---------------------|---------------------|------------|------------|----------------|
| 1.0000   | GENENTECH INC NEW         | 04/26/05            | 06/21/06            | 78.00      | 73.91      | 4.09 LT        |
| 1.0000   | HONEYWELL INTL INC DEL    | 09/09/04            | 06/21/06            | 39.58      | 36.24      | 3.34 LT        |
| 1.0000   | HCC INS HOLDING INC       | 04/28/06            | 06/21/06            | 28.92      | 33.39      | (4.47) ST      |
| 1.0000   | HSBC HLDG PLC SP ADR      | 09/09/04            | 06/21/06            | 86.65      | 78.49      | 8.16 LT        |
| 2.0000   | HASBRO INC COM            | 05/03/06            | 06/21/06            | 35.99      | 39.60      | (3.61) ST      |
| 4.0000   | HEALTHSOUTH CORPORATION   | 04/10/06            | 06/21/06            | 14.95      | 19.48      | (4.53) ST      |
| 1.0000   | HEWLETT PACKARD CO DEL    | 04/15/05            | 06/21/06            | 33.94      | 21.11      | 12.83 LT       |
| 12.0000  | HILB ROGAL & HOBBS COM    | 04/25/06            | 05/30/06            | 470.15     | 489.74     | (19.59) ST     |
| 1.0000   | HOME DEPOT INC            | 09/09/04            | 06/21/06            | 36.74      | 36.92      | (0.18) LT      |
| 2.0000   | HUTCHISN WHAMPOA ADR      | 09/09/04            | 06/21/06            | 88.59      | 78.80      | 9.79 LT        |
| 2.0000   | INCO LTD                  | 05/03/06            | 06/21/06            | 117.16     | 112.05     | 5.11 ST        |
| 1.0000   | INVACARE CORP             | 04/25/06            | 06/21/06            | 25.55      | 30.35      | (4.80) ST      |
| 6.0000   | INVACARE CORP             | 04/25/06            | 06/23/06            | 153.09     | 182.10     | (29.01) ST     |
| 2.0000   | ING GP NV SPSP ADR        | 09/09/04            | 06/21/06            | 76.07      | 49.45      | 26.62 LT       |
| 2.0000   | JPMORGAN CHASE & CO       | 09/09/04            | 06/21/06            | 82.49      | 79.30      | 3.19 LT        |
| 2.0000   | JOHNSON ELEC HLDG SPNADR  | 09/09/04            | 06/21/06            | 14.29      | 21.21      | (6.92) LT      |
| 2.0000   | JOHNSON ELEC HLDG SPNADR  | 03/29/05            | 06/21/06            | 35.75      | 44.69      | (8.94) LT      |
| 5.0000   | JOHNSON ELEC HLDG SPNADR  | 09/09/04            | 06/22/06            | 41.39      | 52.25      | (10.86) LT     |
| 5.0000   | KINGFISHER PLC SP ADR     | 09/23/04            | 06/22/06            | 49.67      | 67.25      | (17.58) LT     |
| 6.0000   | KINGFISHER PLC SP ADR     | 09/09/04            | 06/21/06            | 60.59      | 47.03      | 13.56 LT       |
| 2.0000   | KONINKL PHIL E NY SH NEW  | 05/17/06            | 06/21/06            | 77.40      | 87.08      | (9.68) ST      |
| 1.0000   | KOOKMIN BANK NEW SPN ADR  | 04/19/06            | 06/21/06            | 36.23      | 34.76      | 1.47 ST        |
| 1.0000   | KIRBY CORP COM            | 04/05/06            | 06/21/06            | 17.46      | 23.13      | (5.67) ST      |
| 2.0000   | LSI LOGIC CORP            | 01/12/06            | 06/13/06            | 304.59     | 339.46     | (34.87) ST     |
| 5.0000   | LEHMAN BROTHERS HLDGS COM | 04/26/06            | 06/21/06            | 72.74      | 93.66      | (20.92) ST     |
| 1.0000   | LUKOIL SPONSORED ADR      | 05/25/06            | 06/21/06            | 49.32      | 60.05      | (10.73) ST     |
| 2.0000   | LENNOX INTL INC           | 04/10/06            | 06/21/06            | 45.77      | 43.94      | 1.83 ST        |
| 1.0000   | LANDSTAR SYS INC COM      | 12/16/04            | 06/01/06            | 573.06     | 425.15     | 147.91 LT      |
| 6.0000   | LEGG MASON INC            | 03/10/06            | 06/01/06            | 286.54     | 375.89     | (89.35) ST     |
| 3.0000   | LEGG MASON INC            | 09/09/04            | 06/21/06            | 25.81      | 20.75      | 5.06 LT        |
| 1.0000   | LIMITED BRANDS INC        | 08/10/05            | 06/22/06            | 427.82     | 458.21     | (30.39) ST     |
| 7.0000   | LOWE'S COMPANIES INC      | 05/24/05            | 06/21/06            | 59.49      | 49.57      | 9.92 LT        |
| 1.0000   | MORGAN STANLEY            | 11/15/05            | 06/08/06            | 338.68     | 303.96     | 34.72 ST       |
| 8.0000   | MONSTER WORLDWIDE INC     | 04/05/06            | 06/21/06            | 59.83      | 61.36      | (1.53) ST      |
| 1.0000   | METTLER-TOLEDO INTL INC   | 03/22/05            | 06/21/06            | 143.03     | 102.58     | 40.45 LT       |
| 3.0000   | MARUBENI CORP ADR         | 09/09/04            | 06/21/06            | 313.69     | 362.06     | (48.37) LT     |
| 11.0000  | MASCO CORP                | 06/13/06            | 06/21/06            | 28.78      | 27.87      | 0.91 ST        |
| 1.0000   | MASCO CORP                | 09/09/04            | 06/21/06            | 33.40      | 27.60      | 5.80 LT        |
| 1.0000   | MCDONALDS CORP COM        | 04/10/06            | 06/21/06            | 34.86      | 35.28      | (0.42) ST      |
| 1.0000   | MDU RESOURCES GRP INC     | 04/28/06            | 05/31/06            | 104.27     | 111.38     | (7.11) ST      |
| 3.0000   | MOOG INC CL A             |                     |                     |            |            |                |

PLEASE SEE REVERSE SIDE  
Page 201 of 204  
Statement Period Year Ending 06/30/06  
Account No. 22D-04009





GUIDE DOGS OF THE DESERT

# EMA Fiscal Statement

## REALIZED CAPITAL GAIN AND LOSS SUMMARY

| Quantity | Security Description       | Date of Acquisition | Date of Liquidation | Sale Price | Cost Basis | Gain or (Loss) |
|----------|----------------------------|---------------------|---------------------|------------|------------|----------------|
| 1.0000   | TYCO INTL LTD NEW COM      | 06/02/05            | 06/21/06            | 26.79      | 28.85      | (2.06) LT      |
| 1.0000   | TRIARC COMPANIES INC       | 04/28/06            | 06/21/06            | 14.96      | 16.63      | (1.67) ST      |
| 5.0000   | TAIWAN S MANUFACTURING ADR | 05/03/06            | 06/21/06            | 43.43      | 53.42      | (9.99) ST      |
| 1.0000   | TRIAD HOSPS INC            | 04/17/06            | 06/21/06            | 39.83      | 41.79      | (1.96) ST      |
| 3.0000   | TIME WARNER INC NEW        | 09/09/04            | 06/21/06            | 51.74      | 48.77      | 2.97 LT        |
| 1.0000   | TD AMERITRADE HLDG CORP    | 08/18/05            | 05/31/06            | 16.98      | 20.50      | (3.52) ST      |
| 15.0000  | TD AMERITRADE HLDG CORP    | 08/18/05            | 06/07/06            | 240.51     | 307.53     | (67.02) ST     |
| 15.0000  | TD AMERITRADE HLDG CORP    | 01/31/06            | 06/07/06            | 240.51     | N/A        | N/C            |
| 9.0000   | TD AMERITRADE HLDG CORP    | 03/29/06            | 06/07/06            | 144.32     | 190.15     | (45.83) ST     |
| 2.0000   | UCBH HLDGS INC NEW         | 04/17/06            | 06/21/06            | 34.47      | 37.80      | (3.33) ST      |
| 11.0000  | UNITED AUTO GROUP INC      | 05/05/06            | 05/31/06            | 463.48     | 478.45     | (14.97) ST     |
| 3.0000   | UNIVERSAL COMPRSSN HLDGS   | 05/04/06            | 05/31/06            | 170.55     | 176.92     | (6.37) ST      |
| 1.0000   | US BANCORP (NEW)           | 09/09/04            | 06/21/06            | 31.25      | 29.48      | 1.77 LT        |
| 5.0000   | VODAFONE GRP PLC SPN ADR   | 09/09/04            | 06/21/06            | 105.38     | 117.46     | (12.08) LT     |
| 1.0000   | ZIMMER HOLDINGS INC COM    | 06/07/06            | 06/21/06            | 63.65      | 62.72      | 0.93 ST        |
| 1.0000   | XTO ENERGY INC             | 09/09/04            | 06/09/06            | 38.67      | 21.75      | 16.92 LT       |
| 8.0000   | XTO ENERGY INC             | 02/11/05            | 06/09/06            | 309.41     | 232.88     | 76.53 LT       |
| 8.0000   | XTO ENERGY INC             | 04/07/06            | 06/09/06            | 309.42     | 356.66     | (47.24) ST     |
| 1.0000   | WAL-MART STORES INC        | 09/09/04            | 06/21/06            | 48.89      | 52.57      | (3.68) LT      |
| 1.0000   | WATSCO INC COM             | 05/04/06            | 06/21/06            | 58.37      | 65.02      | (6.65) ST      |
| 1.0000   | WESTPAC BANKING ADR        | 07/11/05            | 06/21/06            | 81.56      | 71.82      | 9.74 ST        |
| 3.0000   | YANZHOU COAL MNG SPD ADR   | 04/26/06            | 06/21/06            | 100.09     | 128.88     | (28.79) ST     |
| 1.0000   | ZIONS BANCORP COM          | 04/10/06            | 06/21/06            | 80.26      | 82.30      | (2.04) ST      |
| 1.0000   | WESTAR ENERGY INC          | 04/26/06            | 06/21/06            | 21.75      | 21.00      | 0.75 ST        |

PLEASE SEE REVERSE SIDE  
Page 203 of 204  
Statement Period Year Ending 06/30/06  
Account No. 22D-04009

