

**Return of Organization Exempt From Income Tax**

**2006**

Department of the Treasury  
Internal Revenue Service

Under section 501(c), 527, or 4947(a)(1) of the Internal Revenue Code (except black lung benefit trust or private foundation)

Open to Public Inspection

The organization may have to use a copy of this return to satisfy state reporting requirements

**A For the 2006 calendar year, or tax year beginning and ending**

**B** Check if applicable:  
 Address change  
 Name change  
 Initial return  
 Final return  
 Amended return  
 Application pending

**C Name of organization**  
 BROWN LEDGE FOUNDATION  
 Number and street (or P O box if mail is not delivered to street address) Room/suite  
 25 WILSON STREET  
 City or town, state or country, and ZIP + 4  
 BURLINGTON, VT 05401

**D Employer identification number**  
 04-3351055

**E Telephone number**  
 802 862 2442

**F Accounting method**  Cash  Accrual  
 Other (specify) \_\_\_\_\_

**G Website:** N/A

**J Organization type** (check only one)  501(c) ( 3 ) (insert no)  4947(a)(1) or  527

**K Check here**  if the organization is not a 509(a)(3) supporting organization and its gross receipts are normally not more than \$25,000. A return is not required, but if the organization chooses to file a return, be sure to file a complete return

**L Gross receipts** Add lines 6b, 8b, 9b, and 10b to line 12 **1,307,869.**

**H and I are not applicable to section 527 organizations**  
**H(a)** Is this a group return for affiliates?  Yes  No  
**H(b)** If "Yes," enter number of affiliates **N/A**  
**H(c)** Are all affiliates included? **N/A**  Yes  No (If "No," attach a list)  
**H(d)** Is this a separate return filed by an organization covered by a group ruling?  Yes  No  
**I** Group Exemption Number **N/A**

**M** Check  if the organization is not required to attach Sch B (Form 990, 990-EZ, or 990-PF)

• Section 501(c)(3) organizations and 4947(a)(1) nonexempt charitable trusts must attach a completed Schedule A (Form 990 or 990-EZ).

**Part I Revenue, Expenses, and Changes in Net Assets or Fund Balances**

Revenue		Expenses		Net Assets	
1	Contributions, gifts, grants, and similar amounts received				
a	Contributions to donor advised funds	1a			
b	Direct public support (not included on line 1a)	1b	165,670.		
c	Indirect public support (not included on line 1a)	1c			
d	Government contributions (grants) (not included on line 1a)	1d			
e	Total (add lines 1a through 1d) (cash \$ 153,775. noncash \$ 11,895.)	1e		165,670.	
2	Program service revenue including government fees and contracts (from Part VII, line 93)	2		1,128,316.	
3	Membership dues and assessments	3			
4	Interest on savings and temporary cash investments	4		1,295.	
5	Dividends and interest from securities	5		298.	
6a	Gross rents	6a			
b	Less rental expenses	6b			
c	Net rental income or (loss) Subtract line 6b from line 6a	6c			
7	Other investment income (describe <b>UNREALIZED GAIN ON INVESTMENTS</b> )	7		246.	
8a	Gross amount from sales of assets other than inventory	(A) Securities	12,043.	(B) Other	1.
b	Less cost or other basis and sales expenses	8a		8b	
c	Gain or (loss) (attach schedule)	11,919.		8b	
d	Net gain or (loss) Combine line 8c, columns (A) and (B) <b>STMT 2 STMT 3</b>	124.		8c	1.
8d					125.
9	Special events and activities (attach schedule) If any amount is from gaming, check here <input type="checkbox"/>				
a	Gross revenue (not including \$ _____ of contributions reported on line 1b)	9a			
b	Less direct expenses other than fundraising expenses	9b			
c	Net income or (loss) from special events Subtract line 9b from line 9a				
10a	Gross sales of inventory, less returns and allowances	10a			
b	Less cost of goods sold	10b			
c	Gross profit or (loss) from sales of inventory (attach schedule) Subtract line 10b from line 10a				
10c					
11	Other revenue (from Part VII, line 103)				
12	Total revenue. Add lines 1e, 2, 3, 4, 5, 6c, 7, 8d, 9c, 10c, and 11				1,295,950.
13	Program services (from line 44, column (B))				1,024,051.
14	Management and general (from line 44, column (C))				89,426.
15	Fundraising (from line 44, column (D))				118,282.
16	Payments to affiliates (attach schedule)				
17	Total expenses. Add lines 16 and 44, column (A)				1,231,759.
18	Excess or (deficit) for the year Subtract line 17 from line 12				64,191.
19	Net assets or fund balances at beginning of year (from line 73, column (A))				1,803,236.
20	Other changes in net assets or fund balances (attach explanation)				0.
21	Net assets or fund balances at end of year Combine lines 18, 19, and 20				1,867,427.

RECEIVED  
AUG 13 2007  
BURLINGTON, VT

SCANNED AUG 28 2007

**Part II Statement of Functional Expenses**

All organizations must complete column (A) Columns (B), (C), and (D) are required for section 501(c)(3) and (4) organizations and section 4947(a)(1) nonexempt charitable trusts but optional for others

Do not include amounts reported on line 6b, 8b, 9b, 10b, or 16 of Part I.	(A) Total	(B) Program services	(C) Management and general	(D) Fundraising
<b>22a</b> Grants paid from donor advised funds (attach schedule) (cash \$ <u>0</u> noncash \$ <u>0</u> ) If this amount includes foreign grants, check here <input type="checkbox"/>				
<b>22b</b> Other grants and allocations (attach schedule) (cash \$ <u>0</u> noncash \$ <u>0</u> ) If this amount includes foreign grants, check here <input type="checkbox"/>				
<b>23</b> Specific assistance to individuals (attach schedule)				
<b>24</b> Benefits paid to or for members (attach schedule)				
<b>25a</b> Compensation of current officers, directors, key employees, etc listed in Part V-A <b>STMT 5</b>	73,400.	44,040.	22,020.	7,340.
<b>b</b> Compensation of former officers, directors, key employees, etc listed in Part V-B	0.	0.	0.	0.
<b>c</b> Compensation and other distributions, not included above, to disqualified persons (as defined under section 4958(f)(1)) and persons described in section 4958(c)(3)(B)				
<b>26</b> Salaries and wages of employees not included on lines 25a, b, and c	314,460.	234,271.	27,728.	52,461.
<b>27</b> Pension plan contributions not included on lines 25a, b, and c				
<b>28</b> Employee benefits not included on lines 25a - 27	19,772.	7,167.	6,426.	6,179.
<b>29</b> Payroll taxes	26,189.	17,706.	3,889.	4,594.
<b>30</b> Professional fundraising fees				
<b>31</b> Accounting fees	2,225.		2,225.	
<b>32</b> Legal fees	2,863.		2,863.	
<b>33</b> Supplies				
<b>34</b> Telephone	10,129.	8,103.	1,013.	1,013.
<b>35</b> Postage and shipping				
<b>36</b> Occupancy	137,096.	137,096.		
<b>37</b> Equipment rental and maintenance				
<b>38</b> Printing and publications				
<b>39</b> Travel				
<b>40</b> Conferences, conventions, and meetings				
<b>41</b> Interest	18,017.	18,017.		
<b>42</b> Depreciation, depletion, etc. (attach schedule)	105,571.	105,571.		
<b>43</b> Other expenses not covered above (itemize):				
a				
b				
c				
d				
e				
f				
g <b>SEE STATEMENT 4</b>	522,037.	452,080.	23,262.	46,695.
<b>44</b> Total functional expenses. Add lines 22a through 43g (Organizations completing columns (B)-(D), carry these totals to lines 13-15)	1,231,759.	1,024,051.	89,426.	118,282.

Joint Costs. Check  if you are following SOP 98-2.

Are any joint costs from a combined educational campaign and fundraising solicitation reported in (B) Program services?  Yes  No

If "Yes," enter (i) the aggregate amount of these joint costs \$ N/A, (ii) the amount allocated to Program services \$ N/A,

(iii) the amount allocated to Management and general \$ N/A, and (iv) the amount allocated to Fundraising \$ N/A

Part III Statement of Program Service Accomplishments (See the instructions.)

Form 990 is available for public inspection and, for some people, serves as the primary or sole source of information about a particular organization. How the public perceives an organization in such cases may be determined by the information presented on its return. Therefore, please make sure the return is complete and accurate and fully describes, in Part III, the organization's programs and accomplishments.

What is the organization's primary exempt purpose? <b>SUMMER CAMP</b>	<b>Program Service Expenses</b> (Required for 501(c)(3) and (4) orgs, and 4947(a)(1) trusts, but optional for others )
All organizations must describe their exempt purpose achievements in a clear and concise manner. State the number of clients served, publications issued, etc. Discuss achievements that are not measurable. (Section 501(c)(3) and (4) organizations and 4947(a)(1) nonexempt charitable trusts must also enter the amount of grants and allocations to others.)	
<b>a ORGANIZATION RUNS A SUMMER CAMP IN VERMONT</b>	
(Grants and allocations \$ ) If this amount includes foreign grants, check here <input type="checkbox"/>	1,024,051.
<b>b</b>	
(Grants and allocations \$ ) If this amount includes foreign grants, check here <input type="checkbox"/>	
<b>c</b>	
(Grants and allocations \$ ) If this amount includes foreign grants, check here <input type="checkbox"/>	
<b>d</b>	
(Grants and allocations \$ ) If this amount includes foreign grants, check here <input type="checkbox"/>	
<b>e Other program services (attach schedule)</b>	
(Grants and allocations \$ ) If this amount includes foreign grants, check here <input type="checkbox"/>	
<b>f Total of Program Service Expenses (should equal line 44, column (B), Program services)</b>	1,024,051.

**Part IV Balance Sheets** (See the instructions.)

**Note:** Where required, attached schedules and amounts within the description column should be for end-of-year amounts only.

		(A) Beginning of year		(B) End of year
<b>Assets</b>	45 Cash - non-interest-bearing	35,220.	45	10,168.
	46 Savings and temporary cash investments	1,914.	46	2,199.
	47 a Accounts receivable	47a 5,400.		
	b Less: allowance for doubtful accounts	47b	47c	5,400.
	48 a Pledges receivable	48a		
	b Less: allowance for doubtful accounts	48b	48c	
	49 Grants receivable		49	
	50 a Receivables from current and former officers, directors, trustees, and key employees		50a	
	b Receivables from other disqualified persons (as defined under section 4958(f)(1)) and persons described in section 4958(c)(3)(B)		50b	
	51 a Other notes and loans receivable	51a		
	b Less: allowance for doubtful accounts	51b	51c	
	52 Inventories for sale or use		52	
	53 Prepaid expenses and deferred charges	34,504.	53	36,303.
	54 a Investments - publicly-traded securities STMT 7 <input type="checkbox"/> Cost <input checked="" type="checkbox"/> FMV	7,358.	54a	17,446.
	b Investments - other securities <input type="checkbox"/> Cost <input type="checkbox"/> FMV		54b	
55 a Investments - land, buildings, and equipment: basis	55a			
b Less: accumulated depreciation	55b	55c		
56 Investments - other		56		
57 a Land, buildings, and equipment: basis	57a 2,914,966.			
b Less: accumulated depreciation STMT 6	57b 658,634.	2,297,023.	57c	2,256,332.
58 Other assets, including program-related investments (describe <input type="checkbox"/> ORGANIZATION EXPENSE )		2,598.	58	2,598.
59 <b>Total assets</b> (must equal line 74). Add lines 45 through 58		2,385,722.	59	2,330,446.
<b>Liabilities</b>	60 Accounts payable and accrued expenses	10,924.	60	7,447.
	61 Grants payable		61	
	62 Deferred revenue		62	
	63 Loans from officers, directors, trustees, and key employees		63	
	64 a Tax-exempt bond liabilities		64a	
	b Mortgages and other notes payable	311,312.	64b	194,972.
	65 Other liabilities (describe <input type="checkbox"/> DEFERRED REVENUE )	260,250.	65	260,600.
66 <b>Total liabilities.</b> Add lines 60 through 65		582,486.	66	463,019.
<b>Net Assets or Fund Balances</b>	<b>Organizations that follow SFAS 117, check here <input type="checkbox"/> and complete lines 67 through 69 and lines 73 and 74.</b>			
	67 Unrestricted		67	
	68 Temporarily restricted		68	
	69 Permanently restricted		69	
	<b>Organizations that do not follow SFAS 117, check here <input checked="" type="checkbox"/> and complete lines 70 through 74.</b>			
	70 Capital stock, trust principal, or current funds	1,803,236.	70	1,867,427.
	71 Paid-in or capital surplus, or land, building, and equipment fund	0.	71	0.
	72 Retained earnings, endowment, accumulated income, or other funds	0.	72	0.
73 <b>Total net assets or fund balances.</b> Add lines 67 through 69 or lines 70 through 72 (Column (A) must equal line 19 and column (B) must equal line 21)		1,803,236.	73	1,867,427.
74 <b>Total liabilities and net assets/fund balances.</b> Add lines 66 and 73		2,385,722.	74	2,330,446.





**Part VI Other Information** (continued)

		Yes	No
<b>82 a</b>	Did the organization receive donated services or the use of materials, equipment, or facilities at no charge or at substantially less than fair rental value?	<b>82a</b>	X
<b>b</b>	If "Yes," you may indicate the value of these items here. Do not include this amount as revenue in Part I or as an expense in Part II. (See instructions in Part III.)	<b>82b</b>	
<b>83 a</b>	Did the organization comply with the public inspection requirements for returns and exemption applications?	<b>83a</b>	X
<b>b</b>	Did the organization comply with the disclosure requirements relating to quid pro quo contributions?	<b>83b</b>	X
<b>84 a</b>	Did the organization solicit any contributions or gifts that were not tax deductible?	<b>84a</b>	X
<b>b</b>	If "Yes," did the organization include with every solicitation an express statement that such contributions or gifts were not tax deductible?	<b>84b</b>	N/A
<b>85</b>	<b>501(c)(4), (5), or (6) organizations.</b> <b>a</b> Were substantially all dues nondeductible by members?	<b>85a</b>	N/A
<b>b</b>	Did the organization make only in-house lobbying expenditures of \$2,000 or less? If "Yes" was answered to either 85a or 85b, <b>do not</b> complete 85c through 85h below unless the organization received a waiver for proxy tax owed for the prior year.	<b>85b</b>	N/A
<b>c</b>	Dues, assessments, and similar amounts from members	<b>85c</b>	N/A
<b>d</b>	Section 162(e) lobbying and political expenditures	<b>85d</b>	N/A
<b>e</b>	Aggregate nondeductible amount of section 6033(e)(1)(A) dues notices	<b>85e</b>	N/A
<b>f</b>	Taxable amount of lobbying and political expenditures (line 85d less 85e)	<b>85f</b>	N/A
<b>g</b>	Does the organization elect to pay the section 6033(e) tax on the amount on line 85f?	<b>85g</b>	N/A
<b>h</b>	If section 6033(e)(1)(A) dues notices were sent, does the organization agree to add the amount on line 85f to its reasonable estimate of dues allocable to nondeductible lobbying and political expenditures for the following tax year?	<b>85h</b>	N/A
<b>86</b>	<b>501(c)(7) organizations.</b> Enter: <b>a</b> Initiation fees and capital contributions included on line 12	<b>86a</b>	N/A
<b>b</b>	Gross receipts, included on line 12, for public use of club facilities	<b>86b</b>	N/A
<b>87</b>	<b>501(c)(12) organizations.</b> Enter: <b>a</b> Gross income from members or shareholders	<b>87a</b>	N/A
<b>b</b>	Gross income from other sources. (Do not net amounts due or paid to other sources against amounts due or received from them.)	<b>87b</b>	N/A
<b>88 a</b>	At any time during the year, did the organization own a 50% or greater interest in a taxable corporation or partnership, or an entity disregarded as separate from the organization under Regulations sections 301.7701-2 and 301.7701-3? If "Yes," complete Part IX	<b>88a</b>	X
<b>b</b>	At any time during the year, did the organization, directly or indirectly, own a controlled entity within the meaning of section 512(b)(13)? If "Yes," complete Part XI	<b>88b</b>	X
<b>89 a</b>	<b>501(c)(3) organizations.</b> Enter: Amount of tax imposed on the organization during the year under: section 4911 <u>0.</u> , section 4912 <u>0.</u> , section 4955 <u>0.</u>		
<b>b</b>	<b>501(c)(3) and 501(c)(4) organizations.</b> Did the organization engage in any section 4958 excess benefit transaction during the year or did it become aware of an excess benefit transaction from a prior year? If "Yes," attach a statement explaining each transaction	<b>89b</b>	X
<b>c</b>	Enter: Amount of tax imposed on the organization managers or disqualified persons during the year under sections 4912, 4955, and 4958 <u>0.</u>		
<b>d</b>	Enter: Amount of tax on line 89c, above, reimbursed by the organization <u>0.</u>		
<b>e</b>	<b>All organizations.</b> At any time during the tax year, was the organization a party to a prohibited tax shelter transaction?	<b>89e</b>	X
<b>f</b>	<b>All organizations.</b> Did the organization acquire a direct or indirect interest in any applicable insurance contract?	<b>89f</b>	X
<b>g</b>	<b>For supporting organizations and sponsoring organizations maintaining donor advised funds.</b> Did the supporting organization, or a fund maintained by a sponsoring organization, have excess business holdings at any time during the year?	<b>89g</b>	X
<b>90 a</b>	List the states with which a copy of this return is filed <b>NONE</b>		
<b>b</b>	Number of employees employed in the pay period that includes March 12, 2006	<b>90b</b>	4
<b>91 a</b>	The books are in care of <b>WILLIAM NEILSON</b> Telephone no <b>802-862-2442</b> Located at <b>25 WILSON STREET, BURLINGTON, VT</b> ZIP + 4 <b>05401</b>		
<b>b</b>	At any time during the calendar year, did the organization have an interest in or a signature or other authority over a financial account in a foreign country (such as a bank account, securities account, or other financial account)? If "Yes," enter the name of the foreign country <u>N/A</u> See the instructions for exceptions and filing requirements for <b>Form TD F 90-22.1, Report of Foreign Bank and Financial Accounts.</b>	<b>91b</b>	X

Part VI Other Information (continued)

c At any time during the calendar year, did the organization maintain an office outside of the United States?
If "Yes," enter the name of the foreign country N/A
92 Section 4947(a)(1) nonexempt charitable trusts filing Form 990 in lieu of Form 1041- Check here
and enter the amount of tax-exempt interest received or accrued during the tax year 92 N/A

Part VII Analysis of Income-Producing Activities (See the instructions.)

Table with 5 main columns: (A) Business code, (B) Amount, (C) Exclusion code, (D) Amount, (E) Related or exempt function income. Rows include Program service revenue (CAMPERS TUITION), Medicare/Medicaid payments, Membership dues and assessments, Interest on savings and temporary cash investments, Dividends and interest from securities, Net rental income, Other investment income, Gain or (loss) from sales of assets, Net income or (loss) from special events, Gross profit or (loss) from sales of inventory, Other revenue, Subtotal, and Total.

Note: Line 105 plus line 1e, Part I, should equal the amount on line 12, Part I.

Part VIII Relationship of Activities to the Accomplishment of Exempt Purposes (See the instructions.)

Line No. Explain how each activity for which income is reported in column (E) of Part VII contributed importantly to the accomplishment of the organization's exempt purposes (other than by providing funds for such purposes)
93A FOUNDATION IS RUN AS A SUMMER CAMP FOR GIRLS
TUITION DEFRAYS COST OF OPERATIONS, ALUMNI OF THE CAMP PROVIDE
MANPOWER & ADVICE ON OPERATIONS

Part IX Information Regarding Taxable Subsidiaries and Disregarded Entities (See the instructions.)

Table with 5 columns: (A) Name, address, and EIN of corporation, partnership, or disregarded entity; (B) Percentage of ownership interest; (C) Nature of activities; (D) Total income; (E) End-of-year assets. Row 1: N/A.

Part X Information Regarding Transfers Associated with Personal Benefit Contracts (See the instructions.)

(a) Did the organization, during the year, receive any funds, directly or indirectly, to pay premiums on a personal benefit contract? Yes No
(b) Did the organization, during the year, pay premiums, directly or indirectly, on a personal benefit contract? Yes No
Note: If "Yes" to (b), file Form 8870 and Form 4720 (see instructions).

**Part XI** Information Regarding Transfers To and From Controlled Entities. Complete only if the organization is a controlling organization as defined in section 512(b)(13). N/A

106 Did the reporting organization make any transfers to a controlled entity as defined in section 512(b)(13) of the Code? If "Yes," complete the schedule below for each controlled entity.

Yes	No

	(A) Name, address, of each controlled entity	(B) Employer Identification Number	(C) Description of transfer	(D) Amount of transfer
a	----- -----			
b	----- -----			
c	----- -----			
<b>Totals</b>				

107 Did the reporting organization receive any transfers from a controlled entity as defined in section 512(b)(13) of the Code? If "Yes," complete the schedule below for each controlled entity.

Yes	No



	(A) Name, address, of each controlled entity	(B) Employer Identification Number	(C) Description of transfer	(D) Amount of transfer
a	----- -----			
b	----- -----			
c	----- -----			
<b>Totals</b>				

108 Did the organization have a binding written contract in effect on August 17, 2006, covering the interest, rents, royalties, and annuities described in question 107 above?


Yes	No

Under penalties of perjury, I declare that I have examined this return, including accompanying schedules and statements, and to the best of my knowledge and belief it is true, correct and complete. Declaration of preparer (other than officer) is based on all information of which preparer has any knowledge.

Please Sign Here


8/10/07  
 Signature of officer Date  

TREASURER  
 Type or print name and title

Paid Preparer's Use Only

Preparer's signature 
 Date 08/06/07
 Check if self-employed 
 Preparer's SSN or PTIN (See Gen Inst X)

Firm's name (or yours if self-employed), address, and ZIP + 4  
 VAN BLARCOM AND HARRISON, LLP  
 P.O. BOX 1330  
 STOWE, VERMONT 05672

EIN 
 Phone no 802-253-4822

**SCHEDULE A**  
(Form 990 or 990-EZ)

**Organization Exempt Under Section 501(c)(3)**

OMB No 1545-0047

(Except Private Foundation) and Section 501(e), 501(f), 501(k),  
501(n), or 4947(a)(1) Nonexempt Charitable Trust

**2006**

Department of the Treasury  
Internal Revenue Service

**Supplementary Information-(See separate instructions.)**

▶ **MUST be completed by the above organizations and attached to their Form 990 or 990-EZ**

Name of the organization

**BROWN LEDGE FOUNDATION**

Employer identification number

**04 3351055**

**Part I**

**Compensation of the Five Highest Paid Employees Other Than Officers, Directors, and Trustees**

(See page 2 of the instructions List each one If there are none, enter "None")

(a) Name and address of each employee paid more than \$50,000	(b) Title and average hours per week devoted to position	(c) Compensation	(d) Contributions to employee benefit plans & deferred compensation	(e) Expense account and other allowances
NONE				
Total number of other employees paid over \$50,000 ▶	0			

**Part II-A**

**Compensation of the Five Highest Paid Independent Contractors for Professional Services**

(See page 2 of the instructions List each one (whether individuals or firms) If there are none, enter "None")

(a) Name and address of each independent contractor paid more than \$50,000	(b) Type of service	(c) Compensation
NONE		
Total number of others receiving over \$50,000 for professional services ▶	0	

**Part II-B**

**Compensation of the Five Highest Paid Independent Contractors for Other Services**

(List each contractor who performed services other than professional services, whether individuals or firms If there are none, enter "None" See page 2 of the instructions )

(a) Name and address of each independent contractor paid more than \$50,000	(b) Type of service	(c) Compensation
NONE		
Total number of other contractors receiving over \$50,000 for other services ▶	0	

**Part III Statements About Activities** (See page 2 of the instructions )

		Yes	No
<b>1</b>	During the year, has the organization attempted to influence national, state, or local legislation, including any attempt to influence public opinion on a legislative matter or referendum? If "Yes," enter the total expenses paid or incurred in connection with the lobbying activities ► \$ _____ \$ _____ (Must equal amounts on line 38, Part VI-A, or line i of Part VI-B )		<b>X</b>
	Organizations that made an election under section 501(h) by filing Form 5768 must complete Part VI-A Other organizations checking "Yes" must complete Part VI-B AND attach a statement giving a detailed description of the lobbying activities		
<b>2</b>	During the year, has the organization, either directly or indirectly, engaged in any of the following acts with any substantial contributors, trustees, directors, officers, creators, key employees, or members of their families, or with any taxable organization with which any such person is affiliated as an officer, director, trustee, majority owner, or principal beneficiary? (If the answer to any question is "Yes," attach a detailed statement explaining the transactions.)		
<b>a</b>	Sale, exchange, or leasing of property?		<b>X</b>
<b>b</b>	Lending of money or other extension of credit?		<b>X</b>
<b>c</b>	Furnishing of goods, services, or facilities?		<b>X</b>
<b>d</b>	Payment of compensation (or payment or reimbursement of expenses if more than \$1,000)? <b>SEE STATEMENT 10</b>	<b>X</b>	
<b>e</b>	Transfer of any part of its income or assets?		<b>X</b>
<b>3</b>	Did the organization make grants for scholarships, fellowships, student loans, etc ? (If "Yes," attach an explanation of how the organization determines that recipients qualify to receive payments ) <b>SEE STATEMENT 9</b>	<b>X</b>	
<b>b</b>	Did the organization have a section 403(b) annuity plan for its employees?		<b>X</b>
<b>c</b>	Did the organization receive or hold an easement for conservation purposes, including easements to preserve open space, the environment, historic land areas or historic structures? If "Yes," attach a detailed statement		<b>X</b>
<b>d</b>	Did the organization provide credit counseling, debt management, credit repair, or debt negotiation services?		<b>X</b>
<b>4 a</b>	Did the organization maintain any donor advised funds? If "Yes," complete lines 4b through 4g If "No," complete lines 4f and 4g		<b>X</b>
<b>b</b>	Did the organization make any taxable distributions under section 4966?		<b>X</b>
<b>c</b>	Did the organization make a distribution to a donor, donor advisor, or related person?		<b>X</b>
<b>d</b>	Enter the total number of donor advised funds owned at the end of the tax year	►	0
<b>e</b>	Enter the aggregate value of assets held in all donor advised funds owned at the end of the tax year	►	0.
<b>f</b>	Enter the total number of separate funds or accounts owned at the end of the year (excluding donor advised funds included on line 4d) where donors have the right to provide advice on the distribution or investment of amounts in such funds or accounts	►	0.
<b>g</b>	Enter the aggregate value of assets in all funds or accounts included on line 4f at the end of the tax year	►	0.

**Part IV Reason for Non-Private Foundation Status** (See pages 4 through 7 of the instructions )

I certify that the organization is not a private foundation because it is (Please check only **ONE** applicable box )

- 5  A church, convention of churches, or association of churches Section 170(b)(1)(A)(i)
- 6  A school Section 170(b)(1)(A)(ii) (Also complete Part V )
- 7  A hospital or a cooperative hospital service organization Section 170(b)(1)(A)(iii)
- 8  A federal, state, or local government or governmental unit Section 170(b)(1)(A)(v)
- 9  A medical research organization operated in conjunction with a hospital Section 170(b)(1)(A)(iii) Enter the hospital's name, city, and state ► \_\_\_\_\_
- 10  An organization operated for the benefit of a college or university owned or operated by a governmental unit Section 170(b)(1)(A)(iv) (Also complete the **Support Schedule** in Part IV-A )
- 11a  An organization that normally receives a substantial part of its support from a governmental unit or from the general public Section 170(b)(1)(A)(vi) (Also complete the **Support Schedule** in Part IV-A )
- 11b  A community trust Section 170(b)(1)(A)(vi) (Also complete the **Support Schedule** in Part IV-A )
- 12  An organization that normally receives (1) more than 33 1/3% of its support from contributions, membership fees, and gross receipts from activities related to its charitable, etc , functions - subject to certain exceptions, and (2) no more than 33 1/3% of its support from gross investment income and unrelated business taxable income (less section 511 tax) from businesses acquired by the organization after June 30, 1975 See section 509(a)(2) (Also complete the **Support Schedule** in Part IV-A )
- 13  An organization that is not controlled by any disqualified persons (other than foundation managers) and otherwise meets the requirements of section 509(a)(3) Check the box that describes the type of supporting organization  
 Type I                       Type II                       Type III-Functionally Integrated                       Type III-Other

Provide the following information about the supported organizations. (See page 7 of the instructions )

(a) Name(s) of supported organization(s)	(b) Employer identification number (EIN)	(c) Type of organization (described in lines 5 through 12 above or IRC section)	(d) Is the supported organization listed in the supporting organization's governing documents?		(e) Amount of support
			Yes	No	
<b>Total</b>					►

- 14  An organization organized and operated to test for public safety Section 509(a)(4) (See page 7 of the instructions )

**Part IV-A Support Schedule** (Complete only if you checked a box on line 10, 11, or 12.) **Use cash method of accounting.**  
 Note: You may use the worksheet in the instructions for converting from the accrual to the cash method of accounting.

Calendar year (or fiscal year beginning in)	(a) 2005	(b) 2004	(c) 2003	(d) 2002	(e) Total
15 Gifts, grants, and contributions received (Do not include unusual grants. See line 28.)	146,957.	273,409.	138,504.	127,149.	686,019.
16 Membership fees received					
17 Gross receipts from admissions, merchandise sold or services performed, or furnishing of facilities in any activity that is related to the organization's charitable, etc., purpose	1,041,734.	1,063,532.	968,152.	952,487.	4,025,905.
18 Gross income from interest, dividends, amounts received from payments on securities loans (section 512(a)(5)), rents, royalties, and unrelated business taxable income (less section 511 taxes) from businesses acquired by the organization after June 30, 1975	1,001.	672.	1,478.	11,767.	14,918.
19 Net income from unrelated business activities not included in line 18					
20 Tax revenues levied for the organization's benefit and either paid to it or expended on its behalf					
21 The value of services or facilities furnished to the organization by a governmental unit without charge. Do not include the value of services or facilities generally furnished to the public without charge.					
22 Other income. Attach a schedule Do not include gain or (loss) from sale of capital assets	-4,242.	3,629.	SEE STATEMENT 11 -2,355.	4,278.	1,310.
23 Total of lines 15 through 22	1,185,450.	1,341,242.	1,105,779.	1,095,681.	4,728,152.
24 Line 23 minus line 17	143,716.	277,710.	137,627.	143,194.	702,247.
25 Enter 1% of line 23	11,855.	13,412.	11,058.	10,957.	

26 Organizations described on lines 10 or 11: a Enter 2% of amount in column (e), line 24	▶ 26a	N/A
b Prepare a list for your records to show the name of and amount contributed by each person (other than a governmental unit or publicly supported organization) whose total gifts for 2002 through 2005 exceeded the amount shown in line 26a. Do not file this list with your return. Enter the total of all these excess amounts	▶ 26b	N/A
c Total support for section 509(a)(1) test. Enter line 24, column (e)	▶ 26c	N/A
d Add Amounts from column (e) for lines 18 _____ 19 _____ 22 _____ 26b _____	▶ 26d	N/A
e Public support (line 26c minus line 26d total)	▶ 26e	N/A
f Public support percentage (line 26e (numerator) divided by line 26c (denominator))	▶ 26f	N/A %

27 Organizations described on line 12: a For amounts included in lines 15, 16, and 17 that were received from a "disqualified person," prepare a list for your records to show the name of, and total amounts received in each year from, each "disqualified person." Do not file this list with your return. Enter the sum of such amounts for each year	(2005)	0.	(2004)	0.	(2003)	0.	(2002)	0.
b For any amount included in line 17 that was received from each person (other than "disqualified persons"), prepare a list for your records to show the name of, and amount received for each year, that was more than the larger of (1) the amount on line 25 for the year or (2) \$5,000. (Include in the list organizations described in lines 5 through 11b, as well as individuals.) Do not file this list with your return. After computing the difference between the amount received and the larger amount described in (1) or (2), enter the sum of these differences (the excess amounts) for each year	(2005)	0.	(2004)	0.	(2003)	0.	(2002)	0.
c Add Amounts from column (e) for lines 15 _____ 16 _____ 17 4,025,905. 20 686,019. 21 _____	▶ 27c	4,711,924.						
d Add Line 27a total _____ 0. and line 27b total _____ 0.	▶ 27d	0.						
e Public support (line 27c total minus line 27d total)	▶ 27e	4,711,924.						
f Total support for section 509(a)(2) test. Enter amount on line 23, column (e) ▶ 27f	4,728,152.							
g Public support percentage (line 27e (numerator) divided by line 27f (denominator))	▶ 27g	99.6568%						
h Investment income percentage (line 18, column (e) (numerator) divided by line 27f (denominator))	▶ 27h	.3155%						

28 Unusual Grants: For an organization described in line 10, 11, or 12 that received any unusual grants during 2002 through 2005, prepare a list for your records to show, for each year, the name of the contributor, the date and amount of the grant, and a brief description of the nature of the grant. Do not file this list with your return. Do not include these grants in line 15

NONE

**Part V Private School Questionnaire** (See page 9 of the instructions )

N/A

**(To be completed ONLY by schools that checked the box on line 6 in Part IV)**

		Yes	No
29	Does the organization have a racially nondiscriminatory policy toward students by statement in its charter, bylaws, other governing instrument, or in a resolution of its governing body?		
30	Does the organization include a statement of its racially nondiscriminatory policy toward students in all its brochures, catalogues, and other written communications with the public dealing with student admissions, programs, and scholarships?		
31	Has the organization publicized its racially nondiscriminatory policy through newspaper or broadcast media during the period of solicitation for students, or during the registration period if it has no solicitation program, in a way that makes the policy known to all parts of the general community it serves? If "Yes," please describe, if "No," please explain (If you need more space, attach a separate statement )		
_____			
_____			
_____			
32	Does the organization maintain the following		
a	Records indicating the racial composition of the student body, faculty, and administrative staff?		
b	Records documenting that scholarships and other financial assistance are awarded on a racially nondiscriminatory basis?		
c	Copies of all catalogues, brochures, announcements, and other written communications to the public dealing with student admissions, programs, and scholarships?		
d	Copies of all material used by the organization or on its behalf to solicit contributions? If you answered "No" to any of the above, please explain (If you need more space, attach a separate statement )		
_____			
33	Does the organization discriminate by race in any way with respect to		
a	Students' rights or privileges?		
b	Admissions policies?		
c	Employment of faculty or administrative staff?		
d	Scholarships or other financial assistance?		
e	Educational policies?		
f	Use of facilities?		
g	Athletic programs?		
h	Other extracurricular activities? If you answered "Yes" to any of the above, please explain (If you need more space, attach a separate statement )		
_____			
_____			
34 a	Does the organization receive any financial aid or assistance from a governmental agency? .		
b	Has the organization's right to such aid ever been revoked or suspended? If you answered "Yes" to either 34a or b, please explain using an attached statement		
35	Does the organization certify that it has complied with the applicable requirements of sections 4 01 through 4 05 of Rev Proc 75-50, 1975-2 C B 587, covering racial nondiscrimination? If "No," attach an explanation		

**Part VI-A Lobbying Expenditures by Electing Public Charities** (See page 10 of the instructions )

N/A

(To be completed ONLY by an eligible organization that filed Form 5768)

Check  **a** if the organization belongs to an affiliated group      Check  **b** if you checked "a" and "limited control" provisions apply

Limits on Lobbying Expenditures (The term "expenditures" means amounts paid or incurred )		(a)	(b)
		Affiliated group totals	To be completed for all electing organizations
		N/A	
<b>36</b> Total lobbying expenditures to influence public opinion (grassroots lobbying)	<b>36</b>		
<b>37</b> Total lobbying expenditures to influence a legislative body (direct lobbying)	<b>37</b>		
<b>38</b> Total lobbying expenditures (add lines 36 and 37)	<b>38</b>		
<b>39</b> Other exempt purpose expenditures	<b>39</b>		
<b>40</b> Total exempt purpose expenditures (add lines 38 and 39)	<b>40</b>		
<b>41</b> Lobbying nontaxable amount Enter the amount from the following table -	} <b>41</b>		
<b>If the amount on line 40 is -</b> <b>The lobbying nontaxable amount is -</b>			
Not over \$500,000                                      20% of the amount on line 40			
Over \$500,000 but not over \$1,000,000              \$100,000 plus 15% of the excess over \$500,000			
Over \$1,000,000 but not over \$1,500,000              \$175,000 plus 10% of the excess over \$1,000,000			
Over \$1,500,000 but not over \$17,000,000              \$225,000 plus 5% of the excess over \$1,500,000			
Over \$17,000,000                                      \$1,000,000			
<b>42</b> Grassroots nontaxable amount (enter 25% of line 41)	<b>42</b>		
<b>43</b> Subtract line 42 from line 36 Enter -0- if line 42 is more than line 36	<b>43</b>		
<b>44</b> Subtract line 41 from line 38 Enter -0- if line 41 is more than line 38	<b>44</b>		

**Caution:** If there is an amount on either line 43 or line 44, you must file Form 4720.

**4-Year Averaging Period Under Section 501(h)**

(Some organizations that made a section 501(h) election do not have to complete all of the five columns below See the instructions for lines 45 through 50 on page 13 of the instructions )

Calendar year (or fiscal year beginning in)	Lobbying Expenditures During 4-Year Averaging Period				N/A
	(a) 2006	(b) 2005	(c) 2004	(d) 2003	(e) Total
<b>45</b> Lobbying nontaxable amount					0.
<b>46</b> Lobbying ceiling amount (150% of line 45(e))					0.
<b>47</b> Total lobbying expenditures					0.
<b>48</b> Grassroots nontaxable amount					0.
<b>49</b> Grassroots ceiling amount (150% of line 48(e))					0.
<b>50</b> Grassroots lobbying expenditures					0.

**Part VI-B Lobbying Activity by Nonelecting Public Charities**

(For reporting only by organizations that did not complete Part VI-A) (See page 13 of the instructions )

N/A

During the year, did the organization attempt to influence national, state or local legislation, including any attempt to influence public opinion on a legislative matter or referendum, through the use of	Yes	No	Amount
<b>a</b> Volunteers			
<b>b</b> Paid staff or management (Include compensation in expenses reported on lines c through h.)			
<b>c</b> Media advertisements			
<b>d</b> Mailings to members, legislators, or the public			
<b>e</b> Publications, or published or broadcast statements			
<b>f</b> Grants to other organizations for lobbying purposes			
<b>g</b> Direct contact with legislators, their staffs, government officials, or a legislative body			
<b>h</b> Rallies, demonstrations, seminars, conventions, speeches, lectures, or any other means			
<b>i</b> Total lobbying expenditures (Add lines c through h.)			0.

If "Yes" to any of the above, also attach a statement giving a detailed description of the lobbying activities



2006 DEPRECIATION AND AMORTIZATION REPORT  
FORM 990 PAGE 2

990

Asset No	Description	Date Acquired	Method	Life	Line No	Unadjusted Cost Or Basis	Bus % Excl	* Reduction In Basis	Basis For Depreciation	Accumulated Depreciation	Current Sec 179	Current Year Deduction
	LAND											
9	LAND	033197		.000	16	220,769.			220,769.			0.
142	BROOK STABILIZATION	060104	ADS	15.00	17	4,402.			4,402.	440.		293.
	* 990 PAGE 2 TOTAL -											
	LAND					225,171.		0.	225,171.	440.	0.	293.
	BUILDING											
56	SEWER SYSTEM	033197	ADS	40.00	17	212,600.			212,600.	46,728.		5,315.
57	BUILDINGS	033197	ADS	40.00	17	310,800.			310,800.	68,305.		7,770.
58	CABIN-ROOFING	041097	ADS	40.00	17	4,400.			4,400.	958.		110.
60	DINING ROOM RENOVATION	061000	ADS	40.00	17	21,717.			21,717.	3,009.		543.
61	STORAGE SHED	060198	ADS	40.00	17	1,399.			1,399.	264.		35.
74	DINING ROOM	031099	ADS	40.00	17	4,941.			4,941.	842.		124.
75	POWER UPGRADE	071099	ADS	40.00	17	71,938.			71,938.	11,644.		1,798.
76	BUILDING IMPROVEMENTS	061599	ADS	40.00	17	17,272.			17,272.	2,826.		432.
77	DINING ROOM	060101	ADS	40.00	17	925,388.			925,388.	105,475.		23,135.
78	NEW ROOF	042700	ADS	40.00	17	4,995.			4,995.	714.		125.
79	NEW ROOF	091300	ADS	40.00	17	9,950.			9,950.	1,318.		249.
81	OVERHEAD DOOR	102600	ADS	15.00	17	1,490.			1,490.	545.		99.
87	REEROOF THREE CABINS	060101	ADS	40.00	17	3,700.			3,700.	422.		93.

528102  
07-28-06

(D) - Asset disposed

\* ITC, Section 179, Salvage, Bonus, Commercial Revitalization Deduction, GO Zone

Asset No	Description	Date Acquired	Method	Life	Line No	Unadjusted Cost Or Basis	Bus % Excl	* Reduction In Basis	Basis For Depreciation	Accumulated Depreciation	Current Sec 179	Current Year Deduction
117	WOMEN'S BATH	060102	ADS	40.00	17	85,631.			85,631.	7,583.		2,141.
120	ELECTRICAL UPGRADE	061002	ADS	40.00	17	9,420.			9,420.	836.		236.
121	STORAGE SHED	080102	ADS	40.00	17	1,299.			1,299.	108.		32.
124	SEWER HOOKUP	060102	ADS	7.00	17	2,474.			2,474.	883.		353.
125	CAMPER BATHHOUSE	061004	ADS	40.00	17	348,833.			348,833.	13,445.		8,721.
126	THEATRE BUILDING	061003	ADS	40.00	17	32,511.			32,511.	2,066.		813.
135	BUILDING ADDITION - BATH	060104	ADS	40.00	17	16,610.			16,610.	640.		415.
143	CABIN ROOFING	090104	ADS	40.00	17	7,184.			7,184.	232.		180.
149	LARGE RIDING RING FENCE	060105	ADS	7.00	17	7,696.			7,696.	550.		1,099.
150	WATER CONNECTION	060106	ADS	40.00	20C	21,715.			21,715.			294.
153	WATER HOOK-UP FD#2	070106	ADS	40.00	20C	43,768.			43,768.			502.
	* 990 PAGE 2 TOTAL - BUILDING					2,167,731.		0.	2,167,731.	269,393.	0.	54,614.
	HORSE/TACK											
10	MOMENT - HORSE	033197	ADS	7.00	17	1,750.			1,750.	1,750.		0.
11	TACK	033197	ADS	7.00	17	4,300.			4,300.	4,300.		0.
12	DELTA - HORSE	033197	ADS	5.00	17	2,200.			2,200.	2,200.		0.
13	SADDLES	033197	ADS	5.00	17	3,600.			3,600.	3,600.		0.
14(D)	OAKLEY - HORSE	033197	ADS	5.00	17	650.			650.	650.		0.

528102 07-28-06 (D) - Asset disposed \* ITC, Section 179, Salvage, Bonus, Commercial Revitalization Deduction, GO Zone

2006 DEPRECIATION AND AMORTIZATION REPORT  
 FORM 990 PAGE 2

990

Asset No	Description	Date Acquired	Method	Life	Line No	Unadjusted Cost Or Basis	Bus % Excl	* Reduction In Basis	Basis For Depreciation	Accumulated Depreciation	Current Sec 179	Current Year Deduction
15(D)	GOLIATH - HORSE	033197	ADS	5.00	17	1,900.			1,900.	1,900.		0.
16	BRIDLES	033197	ADS	7.00	17	150.			150.	150.		0.
59	HORSE JUMP	061097	ADS	7.00	17	2,538.			2,538.	2,538.		0.
63	SADDLES	061598	ADS	7.00	17	2,955.			2,955.	2,955.		0.
73	BUD - HORSE	010100	ADS	7.00	17	1,200.			1,200.	941.		171.
114	BELVEDERE - HORSE	060101	ADS	5.00	17	1,400.			1,400.	1,260.		140.
118	TONKA - HORSE	060102	ADS	5.00	17	1,900.			1,900.	1,330.		380.
127	RIDING RING	061004	ADS	7.00	17	44,618.			44,618.	9,561.		6,374.
154	HORSE - PUMPKIN	081406	ADS	7.00	20A	3,200.			3,200.			229.
	* 990 PAGE 2 TOTAL - HORSE/TACK					72,361.		0.	72,361.	33,135.	0.	7,294.
	MARINE											
17	BOSTON WHALER	033197	ADS	7.00	17	3,000.			3,000.	3,000.		0.
18	FLYING JR BOAT (2)	033197	ADS	7.00	17	10,000.			10,000.	10,000.		0.
19	SKI DOCK	033197	ADS	7.00	17	800.			800.	800.		0.
20	SAIL BOAT	033197	ADS	7.00	17	500.			500.	500.		0.
21	WINDSURFER	033197	ADS	7.00	17	600.			600.	600.		0.
22	DOCKS	033197	ADS	7.00	17	3,400.			3,400.	3,400.		0.
23	ROW BOAT (2)	033197	ADS	7.00	17	350.			350.	350.		0.

528102 07-28-06 (D) - Asset disposed \* ITC, Section 179, Salvage, Bonus, Commercial Revitalization Deduction, GO Zone

2006 DEPRECIATION AND AMORTIZATION REPORT  
FORM 990 PAGE 2

990

Asset No	Description	Date Acquired	Method	Life	Line No	Unadjusted Cost Or Basis	Bus % Excl	* Reduction In Basis	Basis For Depreciation	Accumulated Depreciation	Current Sec 179	Current Year Deduction
24	SAIL BOARD	033197	ADS	7.00	17	500.			500.	500.		0.
25	SWIM DOCK	033197	ADS	7.00	17	1,700.			1,700.	1,700.		0.
26	DIVING DOCK	033197	ADS	7.00	17	3,000.			3,000.	3,000.		0.
27	SAIL BOATS (3)	033197	ADS	7.00	17	7,000.			7,000.	7,000.		0.
28	SAILS	033197	ADS	7.00	17	2,000.			2,000.	2,000.		0.
29	CANOEES (8)	033197	ADS	7.00	17	800.			800.	800.		0.
30	SKI BOAT	033197	ADS	7.00	17	11,000.			11,000.	11,000.		0.
31	16' HOBILE & TRAILER	061997	ADS	7.00	17	4,000.			4,000.	4,000.		0.
32	LAZER SAIL BOAT	061997	ADS	7.00	17	2,500.			2,500.	2,500.		0.
33	1997 ALUM LEDGER (2)	110197	ADS	7.00	17	1,200.			1,200.	1,200.		0.
714	KAYAKS	061199	ADS	7.00	17	2,024.			2,024.	1,879.		145.
842	KAYAKS 25 HP EVINRODE	053000	ADS	7.00	17	1,255.			1,255.	985.		179.
86	OUTBOARD 1969 21' LANCER	082200	ADS	5.00	17	2,700.			2,700.	2,700.		0.
88	W/TRAILER	053101	ADS	7.00	17	5,500.			5,500.	3,537.		786.
89	34' TRIP BOAT	060103	ADS	7.00	17	89,658.			89,658.	32,020.		12,808.
136	DIVING BOARD & STAND	060104	ADS	7.00	17	8,114.			8,114.	1,739.		1,159.
137	BOAT 88 MASTERCRAFT SKI	060105	ADS	7.00	17	8,500.			8,500.	607.		1,214.
144	OUTBOARD TRAILER	060105	ADS	7.00	17	12,815.			12,815.	915.		1,831.

528102  
07-28-06

(D) - Asset disposed

\* ITC, Section 179, Salvage, Bonus, Commercial Revitalization Deduction, GO Zone

2006 DEPRECIATION AND AMORTIZATION REPORT  
FORM 990 PAGE 2

990

Asset No	Description	Date Acquired	Method	Life	Line No	Unadjusted Cost Or Basis	Bus % Excl	* Reduction In Basis	Basis For Depreciation	Accumulated Depreciation	Current Sec 179	Current Year Deduction
146	JUNIOR SAILBOAT - ROCKY	060105	ADS	7.00	17	2,000.			2,000.	143.		286.
147	JUNIOR SAILBOAT - BULLWINKLE	060106	ADS	7.00	20A	2,000.			2,000.			143.
151	WOODEN CANOE * 990 PAGE 2 TOTAL - MARINE	060106	ADS	7.00	20A	3,000.			3,000.			214.
	OUTSIDE EQUIPMENT					189,916.		0.	189,916.	96,875.	0.	18,765.
37	TRACTORS (2)	033197	ADS	7.00	17	6,000.			6,000.	6,000.		0.
66	CLOTHES DRYER	061598	ADS	7.00	17	2,800.			2,800.	2,800.		0.
69	BBQ GRILL	061598	ADS	7.00	17	2,591.			2,591.	2,591.		0.
90	USED RIFLE	092501	ADS	7.00	17	650.			650.	419.		93.
91	DRY HYDRANT	010102	ADS	15.00	17	17,019.			17,019.	3,972.		1,135.
113	SPLIT RAIL FENCE	060101	ADS	7.00	17	824.			824.	531.		118.
152	KUBOTA TRACTOR * 990 PAGE 2 TOTAL - OUTSIDE EQUIPMENT	061306	ADS	7.00	20A	13,401.			13,401.			957.
	INSIDE EQUIPMENT					43,285.		0.	43,285.	16,313.	0.	2,303.
38	STORE COMPUTER	033197	ADS	7.00	17	900.			900.	900.		0.
39	TC/VCR	033197	ADS	7.00	17	300.			300.	300.		0.
40	DRYER	033197	ADS	7.00	17	400.			400.	400.		0.
41	STOVE	033197	ADS	7.00	17	500.			500.	500.		0.

628102  
07-28-06

(D) - Asset disposed

\* ITC, Section 179, Salvage, Bonus, Commercial Revitalization Deduction, GO Zone

2006 DEPRECIATION AND AMORTIZATION REPORT  
FORM 990 PAGE 2

990

Asset No	Description	Date Acquired	Method	Life	Line No	Unadjusted Cost Or Basis	Bus % Excl	Reduction In Basis	Basis For Depreciation	Accumulated Depreciation	Current Sec 179	Current Year Deduction
42	GRILL	033197	ADS	7.00	17	1,000.			1,000.	1,000.		0.
43	FURNITURE	033197	ADS	7.00	17	1,000.			1,000.	1,000.		0.
44	TOASTER	033197	ADS	7.00	17	500.			500.	500.		0.
45	ICE MACHINE	033197	ADS	7.00	17	1,000.			1,000.	1,000.		0.
46	RANGE	033197	ADS	7.00	17	1,000.			1,000.	1,000.		0.
47	PROPANE GAS	033197	ADS	7.00	17	624.			624.	624.		0.
72	DRYER	070199	ADS	7.00	17	2,095.			2,095.	1,944.		151.
85	WASHING MACHINE	052200	ADS	7.00	17	675.			675.	528.		96.
92	LAMP SHADES	060101	ADS	7.00	17	1,426.			1,426.	918.		204.
93	DINING TABLES	060101	ADS	7.00	17	20,026.			20,026.	12,875.		2,861.
94	DINING CHAIRS	060101	ADS	7.00	17	1,651.			1,651.	1,062.		236.
95	RANGE, GRIDDLE & HOOD	060101	ADS	7.00	17	14,706.			14,706.	9,455.		2,101.
96	DISHWASHER & HOOD	060101	ADS	7.00	17	19,071.			19,071.	12,258.		2,724.
97	DISH TABLE	060101	ADS	7.00	17	4,071.			4,071.	2,619.		582.
98	PROOFING BOX	060101	ADS	7.00	17	1,730.			1,730.	1,112.		247.
99	WALKIN COOLER	060101	ADS	7.00	17	8,718.			8,718.	5,603.		1,245.
100	POT SINK	060101	ADS	7.00	17	1,244.			1,244.	801.		178.
101	VEGETABLE SINK	060101	ADS	7.00	17	410.			410.	266.		59.

628102  
07-28-06

(D) - Asset disposed

\* ITC, Section 179, Salvage, Bonus, Commercial Revitalization Deduction, GO Zone

Asset No	Description	Date Acquired	Method	Life	Line No	Unadjusted Cost Or Basis	Bus % Excl	Reduction In Basis	Basis For Depreciation	Accumulated Depreciation	Current Sec 179	Current Year Deduction
102	SERVING COUNTERS	060101	ADS	7.00	17	4,120.			4,120.	2,651.		589.
103	WORK TABLE	060101	ADS	7.00	17	259.			259.	167.		37.
104	POT RACK	060101	ADS	7.00	17	337.			337.	216.		48.
105	MISC HARDWARE	060101	ADS	7.00	17	822.			822.	527.		117.
106	SHELVING	060101	ADS	7.00	17	784.			784.	504.		112.
107	FREEZER -- HOBART	060101	ADS	7.00	17	3,250.			3,250.	2,088.		464.
108	MIXER - BER	060101	ADS	7.00	17	650.			650.	419.		93.
109	WASHING MACHINE	060101	ADS	7.00	17	649.			649.	419.		93.
110	UTILITY CARTS	060101	ADS	7.00	17	736.			736.	473.		105.
116	MISCELLANEOUS CROSLLEY WASHING MACHINE	060101	ADS	7.00	17	570.			570.	365.		81.
123	MACHINE	060102	ADS	7.00	17	504.			504.	252.		72.
	* 990 PAGE 2 TOTAL -- INSIDE EQUIPMENT					95,728.		0.	95,728.	64,746.	0.	12,495.
48	TRAILER VEHICLE	033197	ADS	5.00	17	250.			250.	250.		0.
138	1995 TOYOTA PICK UP	060104	ADS	5.00	17	3,500.			3,500.	1,050.		700.
	* 990 PAGE 2 TOTAL -- VEHICLE					3,750.		0.	3,750.	1,300.	0.	700.
49	OFFICE EQUIPMENT COMPUTERS	033197	ADS	5.00	17	5,300.			5,300.	5,300.		0.

628102 07-28-06 (D) - Asset disposed \* ITC, Section 179, Salvage, Bonus, Commercial Revitalization Deduction, GO Zone

2006 DEPRECIATION AND AMORTIZATION REPORT  
FORM 990 PAGE 2

990

Asset No	Description	Date Acquired	Method	Life	Line No	Unadjusted Cost Or Basis	Bus % Excl	* Reduction In Basis	Basis For Depreciation	Accumulated Depreciation	Current Sec 179	Current Year Deduction
50	PRINTER	033197	ADS	5.00	17	1,700.			1,700.	1,700.		0.
51	SOFTWARE	033197	ADS	5.00	17	2,000.			2,000.	2,000.		0.
52	FURNITURE	033197	ADS	7.00	17	200.			200.	200.		0.
53	COMPUTER	061097	ADS	5.00	17	1,455.			1,455.	1,455.		0.
67	COMPUTER	070198	ADS	5.00	17	2,956.			2,956.	2,956.		0.
68	FAX	061598	ADS	7.00	17	850.			850.	850.		0.
82	HP LAZER JET PRINTER	012800	ADS	5.00	17	715.			715.	715.		0.
83	DELL COMPUTER	112000	ADS	5.00	17	1,559.			1,559.	1,559.		0.
111	TELEPHONE NETWORK	060101	ADS	7.00	17	1,924.			1,924.	1,238.		275.
119	DELL DIMENSION 8200	010102	ADS	5.00	17	2,544.			2,544.	1,781.		509.
129	DELL COMPUTER (2)	060303	ADS	5.00	17	1,200.			1,200.	600.		240.
139	DELL COMPUTER	060104	ADS	5.00	17	1,283.			1,283.	385.		257.
155	PENTAX DIGITAL CAMERA	051006	ADS	7.00	20A	1,099.			1,099.			79.
	* 990 PAGE 2 TOTAL - OFFICE EQUIPMENT					24,785.		0.	24,785.	20,739.	0.	1,360.
	TENNIS											
34	TENNIS COURTS	033197	ADS	15.00	17	25,000.			25,000.	14,030.		1,667.
35	COURT FENCING	050197	ADS	7.00	17	2,637.			2,637.	2,637.		0.
36	COURT DRAINAGE	050197	ADS	15.00	17	4,450.			4,450.	2,500.		297.

628102  
07-28-06

(D) - Asset disposed

\* ITC, Section 179, Salvage, Bonus, Commercial Revitalization Deduction, GO Zone

2006 DEPRECIATION AND AMORTIZATION REPORT  
FORM 990 PAGE 2

990

Asset No	Description	Date Acquired	Method	Life	Line No	Unadjusted Cost Or Basis	Bus % Excl	* Reduction In Basis	Basis For Depreciation	Accumulated Depreciation	Current Sec 179	Current Year Deduction
115	TENNIS COURTS	060101	ADS	7.00	17	6,172.			6,172.	3,969.		882.
122	TENNIS COURT ROLLER	060102	ADS	7.00	17	1,700.			1,700.	850.		243.
128	TENNIS COURT FENCE	061003	ADS	7.00	17	1,370.			1,370.	490.		196.
	* 990 PAGE 2 TOTAL -											
	TENNIS					41,329.		0.	41,329.	24,476.	0.	3,285.
	CABIN FURNITURE & EQUIPMENT											
54	CABIN FURNITURE	033197	ADS	7.00	17	10,000.			10,000.	10,000.		0.
62	DINING ROOM CHAIRS	061598	ADS	7.00	17	839.			839.	839.		0.
64	(D)MATTRESSES	061598	ADS	7.00	17	967.			967.	967.		0.
70	MATTRESSES	062999	ADS	7.00	17	663.			663.	618.		45.
80	MATRESS COVERS	060200	ADS	7.00	17	966.			966.	759.		138.
112	MATTRESSES	060101	ADS	5.00	17	1,585.			1,585.	1,427.		158.
131	CHAIRS (30)	061503	ADS	7.00	17	1,304.			1,304.	465.		186.
132	MATTRESSES (12)	031503	ADS	5.00	17	909.			909.	455.		182.
141	NEW MATTRESSES (25)	060104	ADS	5.00	17	1,554.			1,554.	466.		311.
	* 990 PAGE 2 TOTAL -											
	CABIN FURNITURE & EQUIPMENT					18,787.		0.	18,787.	15,996.	0.	1,020.
	THEATRE BUILDING FURNITURE AND EQUIPMENT											
55	THEATRE EQUIPMENT	033197	ADS	7.00	17	2,000.			2,000.	2,000.		0.

628102  
07-28-06

(D) - Asset disposed

\* ITC, Section 179, Salvage, Bonus, Commercial Revitalization Deduction, GO Zone

Asset No	Description	Date Acquired	Method	Life	Line No	Unadjusted Cost Or Basis	Bus % Excl	* Reduction In Basis	Basis For Depreciation	Accumulated Depreciation	Current Sec 179	Current Year Deduction
65	PIANO/KEY BOARD	061598	ADS	7.00	17	4,980.			4,980.	4,980.		0.
130	THEATRE EQUIPMENT	061503	ADS	7.00	17	12,722.			12,722.	4,543.		1,817.
140	THEATRE LIGHT GRID	060104	ADS	10.00	17	9,531.			9,531.	1,430.		953.
148	SUSPENSION	060105	ADS	7.00	17	2,995.			2,995.	214.		428.
156	DIGITAL PIANO	061506	ADS	7.00	20A	3,413.			3,413.			244.
	MATTRESS AND BOX											
	SPRINGS											
	* 990 PAGE 2 TOTAL -											
	FURNITURE AND EQUIPME					35,641.		0.	35,641.	13,167.	0.	3,442.
	* GRAND TOTAL 990 PAGE					2,918,484.		0.	2,918,484.	556,580.	0.	105,571.
	2 DEPR											

628102 07-28-06 (D) - Asset disposed \* ITC, Section 179, Salvage, Bonus, Commercial Revitalization Deduction, GO Zone 29

## FOOTNOTES

STATEMENT 1

## DEPARTMENT EXPENSES:

CAMPER STORE	30,818.
RIDING DEPARTMENT:	
HORSE RENT	20,850.
BARN EXPENSE	49,801.
	70,651.
THEATRE DEPARTMENT:	18,462.
KITCHEN:	
FOOD	80,287.
SUPPLIES	5,935.
GENERAL	1,129.
	97,351.
SPORTS & CRAFTS	41,791.
INFIRMATY	3,138.
SPECIAL ACTIVITIES/TRIPS	16,789.
ALUMNI CAMP/ACTIVITIES	4,218.
TOTAL DEPARTMENT EXPENSE	283,218.

---

---

**FORM 990**                      **GAIN (LOSS) FROM PUBLICLY TRADED SECURITIES**                      **STATEMENT**                      **2**

---

<u>DESCRIPTION</u>	<u>GROSS SALES PRICE</u>	<u>COST OR OTHER BASIS</u>	<u>EXPENSE OF SALE</u>	<u>NET GAIN OR (LOSS)</u>
MARKETABLE SECURITIES	12,043.	11,919.	0.	124.
TO FORM 990, PART I, LINE 8	12,043.	11,919.	0.	124.

---



---

FORM 990	GAIN (LOSS) FROM SALE OF OTHER ASSETS	STATEMENT	3
----------	---------------------------------------	-----------	---

---

DESCRIPTION	DATE ACQUIRED	DATE SOLD	METHOD ACQUIRED		
HORSE OAKLEY	VARIOUS	VARIOUS	DONATED		
NAME OF BUYER	GROSS SALES PRICE	COST OR OTHER BASIS	EXPENSE OF SALE	DEPREC	NET GAIN OR (LOSS)
	1.	650.	0.	650.	1.
TO FM 990, PART I, LN 8	1.	650.	0.	650.	1.

---



---



---



---

FORM 990	OTHER EXPENSES	STATEMENT	4
----------	----------------	-----------	---

---

DESCRIPTION	(A) TOTAL	(B) PROGRAM SERVICES	(C) MANAGEMENT AND GENERAL	(D) FUNDRAISING
DEPARTMENT EXPENSE	283,218.	283,218.		
ADVERTISING & PROMOTION	28,087.	25,493.		2,594.
DUES & SUBSCRIPTIONS	4,662.	4,662.		
CREDIT CARD EXPENSES	20,002.		20,002.	
INSURANCE	89,492.	89,492.		
LICENSES & FEES	102.		102.	
MISCELLANEOUS	47,373.	5,457.		41,916.
BANK CHARGES	973.		973.	
OFFICE SUPPLIES & EXPENSES	21,846.	17,476.	2,185.	2,185.
TRANSPORTATION	20,157.	20,157.		
CORPORATE EXPENSE	4,110.	4,110.		
EDUCATION TRAINING	2,015.	2,015.		
TOTAL TO FM 990, LN 43	522,037.	452,080.	23,262.	46,695.

---



---



CANOES (8)	800.	800.	0.
SKI BOAT	11,000.	11,000.	0.
16' HOBILE & TRAILER	4,000.	4,000.	0.
LAZER SAIL BOAT	2,500.	2,500.	0.
1997 ALUM LEDGER (2)	1,200.	1,200.	0.
TENNIS COURTS	25,000.	15,697.	9,303.
COURT FENCING	2,637.	2,637.	0.
COURT DRAINAGE	4,450.	2,797.	1,653.
TRACTORS (2)	6,000.	6,000.	0.
STORE COMPUTER	900.	900.	0.
TC/VCR	300.	300.	0.
DRYER	400.	400.	0.
STOVE	500.	500.	0.
GRILL	1,000.	1,000.	0.
FURNITURE	1,000.	1,000.	0.
TOASTER	500.	500.	0.
ICE MACHINE	1,000.	1,000.	0.
RANGE	1,000.	1,000.	0.
PROPANE GAS	624.	624.	0.
TRAILER	250.	250.	0.
COMPUTERS	5,300.	5,300.	0.
PRINTER	1,700.	1,700.	0.
SOFTWARE	2,000.	2,000.	0.
FURNITURE	200.	200.	0.
COMPUTER	1,455.	1,455.	0.
CABIN FURNITURE	10,000.	10,000.	0.
THEATRE EQUIPMENT	2,000.	2,000.	0.
SEWER SYSTEM	212,600.	52,043.	160,557.
BUILDINGS	310,800.	76,075.	234,725.
CABIN-ROOFING	4,400.	1,068.	3,332.
HORSE JUMP	2,538.	2,538.	0.
DINING ROOM RENOVATION	21,717.	3,552.	18,165.
STORAGE SHED	1,399.	299.	1,100.
DINING ROOM CHAIRS	839.	839.	0.
SADDLES	2,955.	2,955.	0.
PIANO/KEY BOARD	4,980.	4,980.	0.
CLOTHES DRYER	2,800.	2,800.	0.
COMPUTER	2,956.	2,956.	0.
FAX	850.	850.	0.
BBQ GRILL	2,591.	2,591.	0.
MATTRESSES	663.	663.	0.
4 KAYAKS	2,024.	2,024.	0.
DRYER	2,095.	2,095.	0.
BUD - HORSE	1,200.	1,112.	88.
DINING ROOM	4,941.	966.	3,975.
POWER UPGRADE	71,938.	13,442.	58,496.
BUILDING IMPROVEMENTS	17,272.	3,258.	14,014.
DINING ROOM	925,388.	128,610.	796,778.
NEW ROOF	4,995.	839.	4,156.
NEW ROOF	9,950.	1,567.	8,383.
MATTRESS COVERS	966.	897.	69.
OVERHEAD DOOR	1,490.	644.	846.
HP LAZER JET PRINTER	715.	715.	0.

DELL COMPUTER	1,559.	1,559.	0.
2 KAYAKS	1,255.	1,164.	91.
WASHING MACHINE	675.	624.	51.
25 HP EVINRODE OUTBOARD	2,700.	2,700.	0.
REROOF THREE CABINS	3,700.	515.	3,185.
1969 21' LANCER W/TRAILER	5,500.	4,323.	1,177.
34' TRIP BOAT	89,658.	44,828.	44,830.
USED RIFLE	650.	512.	138.
DRY HYDRANT	17,019.	5,107.	11,912.
LAMP SHADES	1,426.	1,122.	304.
DINING TABLES	20,026.	15,736.	4,290.
DINING CHAIRS	1,651.	1,298.	353.
RANGE, GRIDDLE & HOOD	14,706.	11,556.	3,150.
DISHWASHER & HOOD	19,071.	14,982.	4,089.
DISH TABLE	4,071.	3,201.	870.
PROOFING BOX	1,730.	1,359.	371.
WALKIN COOLER	8,718.	6,848.	1,870.
POT SINK	1,244.	979.	265.
VEGETABLE SINK	410.	325.	85.
SERVING COUNTERS	4,120.	3,240.	880.
WORK TABLE	259.	204.	55.
POT RACK	337.	264.	73.
MISC HARDWARE	822.	644.	178.
SHELVING	784.	616.	168.
FREEZER - HOBART	3,250.	2,552.	698.
MIXER - BER	650.	512.	138.
WASHING MACHINE	649.	512.	137.
UTILITY CARTS	736.	578.	158.
TELEPHONE NETWORK	1,924.	1,513.	411.
MATTRESSES	1,585.	1,585.	0.
SPLIT RAIL FENCE	824.	649.	175.
BELVEDERE - HORSE	1,400.	1,400.	0.
TENNIS COURTS	6,172.	4,851.	1,321.
MISCELLANEOUS	570.	446.	124.
WOMEN'S BATH	85,631.	9,724.	75,907.
TONKA - HORSE	1,900.	1,710.	190.
DELL DIMENSION 8200	2,544.	2,290.	254.
ELECTRICAL UPGRADE	9,420.	1,072.	8,348.
STORAGE SHED	1,299.	140.	1,159.
TENNIS COURT ROLLER	1,700.	1,093.	607.
CROSLEY WASHING MACHINE	504.	324.	180.
SEWER HOOKUP	2,474.	1,236.	1,238.
CAMPER BATHHOUSE	348,833.	22,166.	326,667.
THEATRE BUILDING	32,511.	2,879.	29,632.
RIDING RING	44,618.	15,935.	28,683.
TENNIS COURT FENCE	1,370.	686.	684.
DELL COMPUTER (2)	1,200.	840.	360.
THEATRE EQUIPMENT	12,722.	6,360.	6,362.
CHAIRS (30)	1,304.	651.	653.
MATTRESSES (12)	909.	637.	272.
BUILDING ADDITION - BATH	16,610.	1,055.	15,555.
DIVING BOARD & STAND	8,114.	2,898.	5,216.
88 MASTERCRAFT SKI BOAT	8,500.	1,821.	6,679.

1995 TOYOTA PICK UP	3,500.	1,750.	1,750.
DELL COMPUTER	1,283.	642.	641.
THEATRE LIGHT GRID SUSPENSION	9,531.	2,383.	7,148.
NEW MATTRESSES (25)	1,554.	777.	777.
BROOK STABILIZATION	4,402.	733.	3,669.
CABIN ROOFING	7,184.	412.	6,772.
95 BOSTON WHALER OUTBOARD TRAILER	12,815.	2,746.	10,069.
JUNIOR SAILBOAT - ROCKY	2,000.	429.	1,571.
JUNIOR SAILBOAT - BULLWINKLE	2,000.	143.	1,857.
DIGITAL PIANO	2,995.	642.	2,353.
LARGE RIDING RING FENCE	7,696.	1,649.	6,047.
WATER CONNECTION	21,715.	294.	21,421.
WOODEN CANOE	3,000.	214.	2,786.
KUBOTA TRACTOR	13,401.	957.	12,444.
WATER HOOK-UP FD#2	43,768.	502.	43,266.
HORSE - PUMPKIN	3,200.	229.	2,971.
PENTAX DIGITAL CAMERA	1,099.	79.	1,020.
MATTRESS AND BOX SPRINGS	3,413.	244.	3,169.
<b>TOTAL TO FORM 990, PART IV, LN 57</b>	<b>2,914,967.</b>	<b>658,634.</b>	<b>2,256,333.</b>

FORM 990 NON-GOVERNMENT SECURITIES STATEMENT 7

SECURITY DESCRIPTION	COST/FMV	CORPORATE STOCKS	CORPORATE BONDS	OTHER PUBLICLY TRADED SECURITIES	TOTAL NON-GOV'T SECURITIES
BROKERAGE ACCOUNT	FMV	17,446.			17,446.
TO FORM 990, LINE 54A, COL B		17,446.			17,446.

FORM 990 PART V-A - LIST OF CURRENT OFFICERS, DIRECTORS, TRUSTEES AND KEY EMPLOYEES STATEMENT 8

NAME AND ADDRESS	TITLE AND AVRG HRS/WK	COMPEN- SATION	EMPLOYEE BEN PLAN CONTRIB	EXPENSE ACCOUNT
KIMBERLY MCMANUS 17 MARKET STREET LYNE, NH 03768	PRESIDENT 0.00		0.	0.
GREGG DONOGHUE 100 ARCH STREET HOLLISTON, MA 01746	DIRECTOR 0.00		0.	0.
WILLIAM NEILSON 25 WILSON STREET BURLINGTON, VT 05401	TREASURER 40.00	73,400.	0.	0.
ELENA BARR BAUM 1429 SOUTH VEAUX LOOP NORFOLK, VA 23509	SECRETARY 0.00		0.	0.
EMILY ORBEN OBE EVENS LANE SETAUKET, NY 11733	DIRECTOR 0.00		0.	0.
GREG SNEDEKER 26 TRENHOLM WAY GILL, MA 01376	DIRECTOR 0.00		0.	0.
JENNIFER MAJANGOS SPENCER 8505 KINGS COVE DRIVE SALT LAKE CITY, UT 84121	DIRECTOR 0.00		0.	0.
MACY WESSON 2501 SANDY COURT MARIETTA, GA 03066	DIRECTOR 0.00		0.	0.
BOBBI COLLINS DEGNAN 122 WEST GRAND FLORA DRIVE WALLACE, NC 28466	DIRECTOR 0.00		0.	0.
LISA GREENWALD 170 E 83RD ST #7M NEW YORK, NY 10028	DIRECTOR 0.00		0.	0.
DOROTHY SCHMALZ 15023 BEACON RIDGE DR SENACA SC 29678	VICE PRESIDENT 0.00		0.	0.



SCHEDULE A

EXPLANATION OF TRANSACTIONS  
PART III, LINE 2D

STATEMENT 10

DIRECTOR OF CAMP OPERATIONS, ALSO ON BOARD OF DIRECTORS. COMPENSATED \$73,400.

SCHEDULE A	OTHER INCOME			STATEMENT 11
DESCRIPTION	2005 AMOUNT	2004 AMOUNT	2003 AMOUNT	2002 AMOUNT
SPECIAL EVENTS	0.	4,243.	-1,902.	4,278.
SALE ASSETS	-4,242.	-614.	-453.	0.
TOTAL TO SCHEDULE A, LINE 22	-4,242.	3,629.	-2,355.	4,278.

**Depreciation and Amortization** 990  
 (Including Information on Listed Property)

▶ See separate instructions. ▶ Attach to your tax return.

BROWN LEDGE FOUNDATION

FORM 990 PAGE 2

Identifying number  
 04-3351055

**Part I Election To Expense Certain Property Under Section 179** Note: If you have any listed property, complete Part V before you complete Part I.

1	Maximum amount. See the instructions for a higher limit for certain businesses	1	108,000.
2	Total cost of section 179 property placed in service (see instructions)	2	
3	Threshold cost of section 179 property before reduction in limitation	3	430,000.
4	Reduction in limitation. Subtract line 3 from line 2. If zero or less, enter -0-	4	
5	Dollar limitation for tax year. Subtract line 4 from line 1. If zero or less, enter -0-. If married filing separately, see instructions	5	
6	(a) Description of property	(b) Cost (business use only)	(c) Elected cost
7	Listed property. Enter the amount from line 29	7	
8	Total elected cost of section 179 property. Add amounts in column (c), lines 6 and 7	8	
9	Tentative deduction. Enter the smaller of line 5 or line 8	9	
10	Carryover of disallowed deduction from line 13 of your 2005 Form 4562	10	
11	Business income limitation. Enter the smaller of business income (not less than zero) or line 5	11	
12	Section 179 expense deduction. Add lines 9 and 10, but do not enter more than line 11	12	
13	Carryover of disallowed deduction to 2007. Add lines 9 and 10, less line 12	13	

Note: Do not use Part II or Part III below for listed property. Instead, use Part V.

**Part II Special Depreciation Allowance and Other Depreciation (Do not include listed property.)**

14	Special allowance for qualified New York Liberty or Gulf Opportunity Zone property (other than listed property) placed in service during the tax year	14	
15	Property subject to section 168(f)(1) election	15	
16	Other depreciation (including ACRS)	16	

**Part III MACRS Depreciation (Do not include listed property.) (See instructions.)**

**Section A**

17	MACRS deductions for assets placed in service in tax years beginning before 2006	17	102,909.
18	If you are electing to group any assets placed in service during the tax year into one or more general asset accounts, check here		<input type="checkbox"/>

**Section B - Assets Placed in Service During 2006 Tax Year Using the General Depreciation System**

(a) Classification of property	(b) Month and year placed in service	(c) Basis for depreciation (business/investment use only - see instructions)	(d) Recovery period	(e) Convention	(f) Method	(g) Depreciation deduction
19a 3-year property						
b 5-year property						
c 7-year property						
d 10-year property						
e 15-year property						
f 20-year property						
g 25-year property			25 yrs.		S/L	
h Residential rental property	/		27.5 yrs.	MM	S/L	
i Nonresidential real property	/		39 yrs.	MM	S/L	
	/			MM	S/L	

**Section C - Assets Placed in Service During 2006 Tax Year Using the Alternative Depreciation System**

20a Class life		26,113.	VARIABLES	HY	S/L	1,866.
b 12-year			12 yrs.		S/L	
c 40-year	07/06	65,483.	40 yrs.	MM	S/L	796.

**Part IV Summary (see instructions)**

21	Listed property. Enter amount from line 28	21	
22	Total. Add amounts from line 12, lines 14 through 17, lines 19 and 20 in column (g), and line 21. Enter here and on the appropriate lines of your return. Partnerships and S corporations - see instr.	22	105,571.
23	For assets shown above and placed in service during the current year, enter the portion of the basis attributable to section 263A costs	23	

**Part V Listed Property** (Include automobiles, certain other vehicles, cellular telephones, certain computers, and property used for entertainment, recreation, or amusement.)  
**Note:** For any vehicle for which you are using the standard mileage rate or deducting lease expense, complete only 24a, 24b, columns (a) through (c) of Section A, all of Section B, and Section C if applicable.

**Section A - Depreciation and Other Information (Caution: See the instructions for limits for passenger automobiles.)**

**24a** Do you have evidence to support the business/investment use claimed?  Yes  No **24b** If "Yes," is the evidence written?  Yes  No

(a) Type of property (list vehicles first)	(b) Date placed in service	(c) Business/investment use percentage	(d) Cost or other basis	(e) Basis for depreciation (business/investment use only)	(f) Recovery period	(g) Method/Convention	(h) Depreciation deduction	(i) Elected section 179 cost
<b>25</b> Special allowance for qualified New York Liberty or Gulf Opportunity Zone property placed in service during the tax year and used more than 50% in a qualified business use							<b>25</b>	
<b>26</b> Property used more than 50% in a qualified business use.								
		%						
		%						
		%						
<b>27</b> Property used 50% or less in a qualified business use:								
		%				S/L -		
		%				S/L -		
		%				S/L -		
<b>28</b> Add amounts in column (h), lines 25 through 27. Enter here and on line 21, page 1							<b>28</b>	
<b>29</b> Add amounts in column (i), line 26. Enter here and on line 7, page 1								<b>29</b>

**Section B - Information on Use of Vehicles**

Complete this section for vehicles used by a sole proprietor, partner, or other "more than 5% owner," or related person. If you provided vehicles to your employees, first answer the questions in Section C to see if you meet an exception to completing this section for those vehicles.

	(a) Vehicle		(b) Vehicle		(c) Vehicle		(d) Vehicle		(e) Vehicle		(f) Vehicle	
	Yes	No	Yes	No	Yes	No	Yes	No	Yes	No	Yes	No
<b>30</b> Total business/investment miles driven during the year (do not include commuting miles)												
<b>31</b> Total commuting miles driven during the year												
<b>32</b> Total other personal (noncommuting) miles driven												
<b>33</b> Total miles driven during the year. Add lines 30 through 32												
<b>34</b> Was the vehicle available for personal use during off-duty hours?												
<b>35</b> Was the vehicle used primarily by a more than 5% owner or related person?												
<b>36</b> Is another vehicle available for personal use?												

**Section C - Questions for Employers Who Provide Vehicles for Use by Their Employees**

Answer these questions to determine if you meet an exception to completing Section B for vehicles used by employees who are not more than 5% owners or related persons.

	Yes	No
<b>37</b> Do you maintain a written policy statement that prohibits all personal use of vehicles, including commuting, by your employees?		
<b>38</b> Do you maintain a written policy statement that prohibits personal use of vehicles, except commuting, by your employees? See the instructions for vehicles used by corporate officers, directors, or 1% or more owners		
<b>39</b> Do you treat all use of vehicles by employees as personal use?		
<b>40</b> Do you provide more than five vehicles to your employees, obtain information from your employees about the use of the vehicles, and retain the information received?		
<b>41</b> Do you meet the requirements concerning qualified automobile demonstration use?		

**Note:** If your answer to 37, 38, 39, 40, or 41 is "Yes," do not complete Section B for the covered vehicles.

**Part VI Amortization**

(a) Description of costs	(b) Date amortization begins	(c) Amortizable amount	(d) Code section	(e) Amortization period or percentage	(f) Amortization for this year
<b>42</b> Amortization of costs that begins during your 2006 tax year:					
<b>43</b> Amortization of costs that began before your 2006 tax year					<b>43</b>
<b>44</b> Total. Add amounts in column (f). See the instructions for where to report					<b>44</b>