

Return of Organization Exempt from Income Tax

2003

Under section 501(c), 527, or 4947(a)(1) of the Internal Revenue Code (except black lung benefit trust or private foundation)

Open to Public Inspection

Department of the Treasury Internal Revenue Service

The organization may have to use a copy of this return to satisfy state reporting requirements

A For the 2003 calendar year, or tax year beginning 8/01, 2003, and ending 7/31, 2004

- B Check if applicable: Address change, Name change, Initial return, Final return, Amended return, Application pending

DISCOVERY CENTER OF SPRINGFIELD, INC
438 E ST LOUIS
SPRINGFIELD, MO 65806

D Employer Identification Number 43-1568214
E Telephone number 417-862-9910
F Accounting method: Cash, Accrual, Other (specify)

Section 501(c)(3) organizations and 4947(a)(1) nonexempt charitable trusts must attach a completed Schedule A (Form 990 or 990-EZ).

- H and I are not applicable to section 527 organizations
H (a) Is this a group return for affiliates?
H (b) If 'Yes,' enter number of affiliates
H (c) Are all affiliates included?
H (d) Is this a separate return filed by an organization covered by a group ruling?
I Group Exemption Number
M Check if the organization is not required to attach Schedule B

G Web site: N/A

J Organization type (check only one) 501(c) 3

K Check here if the organization's gross receipts are normally not more than \$25,000. The organization need not file a return with the IRS; but if the organization received a Form 990 Package in the mail, it should file a return without financial data. Some states require a complete return.

L Gross receipts: Add lines 6b, 8b, 9b, and 10b to line 12 1,595,833.

Part I Revenue, Expenses, and Changes in Net Assets or Fund Balances (See Instructions)

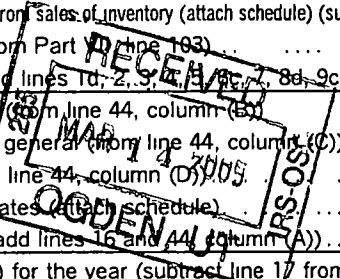
Table with 21 rows and 4 columns: Line number, Description, Sub-line, Amount. Includes sections for Revenue (lines 1-12) and Expenses (lines 13-17), ending with Net Assets (lines 18-21).

SCANNED MAR 24 2005

REVENUE

EXPENSES

ASSETS



Handwritten number 22

**Part II Statement of Functional Expenses** All organizations must complete column (A). Columns (B), (C), and (D) are required for section 501(c)(3) and (4) organizations and section 4947(a)(1) nonexempt charitable trusts but optional for others.

Do not include amounts reported on line 6b, 8b, 9b, 10b, or 16 of Part I		(A) Total	(B) Program services	(C) Management and general	(D) Fundraising
22	Grants and allocations (att sch) (cash \$ _____ non-cash \$ _____)	22			
23	Specific assistance to individuals (att sch)	23			
24	Benefits paid to or for members (att sch)	24			
25	Compensation of officers, directors, etc.	25	43,910.		
26	Other salaries and wages	26	407,055.	326,830.	57,894.
27	Pension plan contributions	27			22,331.
28	Other employee benefits	28	24,881.	19,977.	3,539.
29	Payroll taxes	29	31,732.	25,478.	4,513.
30	Professional fundraising fees	30			1,741.
31	Accounting fees	31	33,303.	27,628.	5,675.
32	Legal fees	32			
33	Supplies	33	2,742.	2,467.	275.
34	Telephone	34	10,760.	9,203.	1,447.
35	Postage and shipping	35	4,521.	2,858.	762.
36	Occupancy	36			901.
37	Equipment rental and maintenance	37			
38	Printing and publications	38	7,081.	5,685.	640.
39	Travel	39	13,570.	13,294.	276.
40	Conferences, conventions, and meetings	40			
41	Interest	41	3,423.	3,423.	
42	Depreciation, depletion, etc (attach schedule)	42	180,613.	175,182.	5,431.
43	Other expenses not covered above (itemize):				
a	See Statement 3	43a	244,090.	205,736.	22,930.
b		43b			
c		43c			
d		43d			
e		43e			
44	Total functional expenses (add lines 22 - 43). Organizations completing columns (B) - (D), carry these totals to lines 13 - 15	44	1,007,681.	817,761.	103,382.
					42,628.

Joint Costs. Check  if you are following SOP 98-2.

Are any joint costs from a combined educational campaign and fundraising solicitation reported in (B) Program services?  Yes  No  
 If 'Yes,' enter (i) the aggregate amount of these joint costs \$ \_\_\_\_\_, (ii) the amount allocated to Program services \$ \_\_\_\_\_; (iii) the amount allocated to Management and general \$ \_\_\_\_\_; and (iv) the amount allocated to Fundraising \$ \_\_\_\_\_

**Part III Statement of Program Service Accomplishments**

What is the organization's primary exempt purpose? <u>EDUCATION</u>	Program Service Expenses (Required for 501(c)(3) and (4) organizations and 4947(a)(1) trusts, but optional for others)
a <u>INTERACTIVE EXHIBITS WHICH COMBINE SCIENCE, TECHNOLOGY, ARTS, HUMANITIES AND HEALTH TO PROVIDE LEARNING EXPERIENCES FOR FAMILIES</u> (Grants and allocations \$ _____)	817,761.
b _____ (Grants and allocations \$ _____)	
c _____ (Grants and allocations \$ _____)	
d _____ (Grants and allocations \$ _____)	
e Other program services (Grants and allocations \$ _____)	
f Total of Program Service Expenses (should equal line 44, column (B), Program services)	817,761.

**Part IV Balance Sheets** (See Instructions)

**Note:** Where required, attached schedules and amounts within the description column should be for end-of-year amounts only.

		(A) Beginning of year		(B) End of year
ASSETS	45 Cash — non-interest-bearing	341,057.	45	699,055.
	46 Savings and temporary cash investments		46	
	47a Accounts receivable		47a	
	b Less: allowance for doubtful accounts		47b	47c
	48a Pledges receivable	629,294.	48a	
	b Less: allowance for doubtful accounts		48b	48c
	49 Grants receivable		49	629,294.
	50 Receivables from officers, directors, trustees, and key employees (attach schedule)		50	
	51a Other notes & loans receivable (attach sch)		51a	
	b Less: allowance for doubtful accounts		51b	51c
	52 Inventories for sale or use	12,294.	52	16,070.
	53 Prepaid expenses and deferred charges	17,098.	53	23,592.
	54 Investments — securities (attach schedule)	4,500.	54	4,500.
	55a Investments — land, buildings, & equipment: basis		55a	
	b Less: accumulated depreciation (attach schedule)		55b	55c
	56 Investments — other (attach schedule)		56	
	57a Land, buildings, and equipment: basis	4,476,215.	57a	
	b Less: accumulated depreciation (attach schedule) .. Statement 4	1,260,469.	57b	57c
	58 Other assets (describe ▶ See Statement 5)	190,098.	58	3,215,746.
59 <b>Total assets</b> (add lines 45 through 58) (must equal line 74)	4,223,551.	59	4,860,339.	
LIABILITIES	60 Accounts payable and accrued expenses	45,492.	60	45,150.
	61 Grants payable		61	
	62 Deferred revenue	19,537.	62	21,740.
	63 Loans from officers, directors, trustees, and key employees (attach schedule)		63	
	64a Tax-exempt bond liabilities (attach schedule)		64a	
	b Mortgages and other notes payable (attach schedule)	346,729.	64b	365,986.
	65 Other liabilities (describe ▶ See Statement 6)	17,583.	65	20,351.
66 <b>Total liabilities</b> (add lines 60 through 65)	429,341.	66	453,227.	
NET ASSETS OR FUND BALANCES	<b>Organizations that follow SFAS 117, check here</b> <input checked="" type="checkbox"/> and complete lines 67 through 69 and lines 73 and 74.			
	67 Unrestricted	3,092,976.	67	3,472,550.
	68 Temporarily restricted	701,234.	68	934,562.
	69 Permanently restricted		69	
	<b>Organizations that do not follow SFAS 117, check here</b> <input type="checkbox"/> and complete lines 70 through 74.			
	70 Capital stock, trust principal, or current funds		70	
	71 Paid-in or capital surplus, or land, building, and equipment fund		71	
	72 Retained earnings, endowment, accumulated income, or other funds		72	
73 <b>Total net assets or fund balances</b> (add lines 67 through 69 or lines 70 through 72; column (A) must equal line 19; column (B) must equal line 21)	3,794,210.	73	4,407,112.	
74 <b>Total liabilities and net assets/fund balances</b> (add lines 66 and 73)	4,223,551.	74	4,860,339.	

Form 990 is available for public inspection and, for some people, serves as the primary or sole source of information about a particular organization. How the public perceives an organization in such cases may be determined by the information presented on its return. Therefore, please make sure the return is complete and accurate and fully describes, in Part III, the organization's programs and accomplishments.

BAA

**Part IV-A Reconciliation of Revenue per Audited Financial Statements with Revenue per Return (See instructions.)**

a	Total revenue, gains, and other support per audited financial statements . . . . .	a	1,576,673.
b	Amounts included on line a but not on line 12, Form 990:		
(1)	Net unrealized gains on investments . . . \$		
(2)	Donated services and use of facilities . . . \$		
(3)	Recoveries of prior year grants . . . . . \$		
(4)	Other (specify):		
	----- \$		
	Add amounts on lines (1) through (4) . . . ▶	b	
c	Line a minus line b . . . . . ▶	c	1,576,673.
d	Amounts included on line 12, Form 990 but not on line a:		
(1)	Investment expenses not included on line 6b, Form 990 . . . \$		
(2)	Other (specify):		
	----- \$		
	Add amounts on lines (1) and (2) . . . ▶	d	
e	Total revenue per line 12, Form 990 (line c plus line d) ▶	e	1,576,673.

**Part IV-B Reconciliation of Expenses per Audited Financial Statements with Expenses per Return**

a	Total expenses and losses per audited financial statements . . . . .	a	963,771.
b	Amounts included on line a but not on line 17, Form 990:		
(1)	Donated services and use of facilities . . . . \$		
(2)	Prior year adjustments reported on line 20, Form 990 . . . \$		
(3)	Losses reported on line 20, Form 990 . . . . . \$		
(4)	Other (specify):		
	----- \$		
	Add amounts on lines (1) through (4) . . . ▶	b	
c	Line a minus line b . . . . . ▶	c	963,771.
d	Amounts included on line 17, Form 990 but not on line a:		
(1)	Investment expenses not included on line 6b, Form 990 . . . \$		
(2)	Other (specify):		
	----- \$		
	Add amounts on lines (1) and (2) . . . ▶	d	
e	Total expenses per line 17, Form 990 (line c plus line d) . . . . . ▶	e	963,771.

**Part V List of Officers, Directors, Trustees, and Key Employees (List each one even if not compensated; see instructions.)**

(A) Name and address	(B) Title and average hours per week devoted to position	(C) Compensation (if not paid, enter -0-)	(D) Contributions to employee benefit plans and deferred compensation	(E) Expense account and other allowances
MICHAEL CORDONNIER 3711 E. SUNSHINE SPRINGFIELD, MO 65804	Past President 2	0.	0.	0.
JULIE BROWN 1949 E. SUNSHINE SPRINGFIELD, MO 65804	President 2	0.	0.	0.
SHAWN HARRIS 1234 E CHEROKEE SPRINGFIELD, MO 65804	Pres Elect None	0.	0.	0.
BILL MILLER 2003 E SUNSHINE SPRINGFIELD, MO 65804	Treasurer 2	0.	0.	0.
LISA OFFICER 820 E. PRIMROSE SPRINGFIELD, MO	Secretary 2	0.	0.	0.
EMILY FOX 438 ST LOUIS ST Springfield, MO 65806	CEO 2	43,910.	1,317.	0.

75 Did any officer, director, trustee, or key employee receive aggregate compensation of more than \$100,000 from your organization and all related organizations, of which more than \$10,000 was provided by the related organizations?  Yes  No  
If 'Yes,' attach schedule - see instructions

**Part VI Other Information** (See instructions)

		Yes	No
76	Did the organization engage in any activity not previously reported to the IRS? If 'Yes,' attach a detailed description of each activity		X
77	Were any changes made in the organizing or governing documents but not reported to the IRS? If 'Yes,' attach a conformed copy of the changes.		X
78a	Did the organization have unrelated business gross income of \$1,000 or more during the year covered by this return?	X	
78b	If 'Yes,' has it filed a tax return on Form 990-T for this year?		X
79	Was there a liquidation, dissolution, termination, or substantial contraction during the year? If 'Yes,' attach a statement.		X
80a	Is the organization related (other than by association with a statewide or nationwide organization) through common membership, governing bodies, trustees, officers, etc, to any other exempt or nonexempt organization?		X
81a	Enter direct and indirect political expenditures. See line 81 instructions		
81b	Did the organization file Form 1120-POL for this year?		X
82a	Did the organization receive donated services or the use of materials, equipment, or facilities at no charge or at substantially less than fair rental value?		X
82b	If 'Yes,' you may indicate the value of these items here. Do not include this amount as revenue in Part I or as an expense in Part II. (See instructions in Part III.)		
83a	Did the organization comply with the public inspection requirements for returns and exemption applications?	X	
83b	Did the organization comply with the disclosure requirements relating to quid pro quo contributions?	X	
84a	Did the organization solicit any contributions or gifts that were not tax deductible?		X
84b	If 'Yes,' did the organization include with every solicitation an express statement that such contributions or gifts were not tax deductible?		N/A
85a	501(c)(4), (5), or (6) organizations. Were substantially all dues nondeductible by members?		N/A
85b	Did the organization make only in-house lobbying expenditures of \$2,000 or less?		N/A
85c	Dues, assessments, and similar amounts from members.		N/A
85d	Section 162(e) lobbying and political expenditures.		N/A
85e	Aggregate nondeductible amount of section 6033(e)(1)(A) dues notices.		N/A
85f	Taxable amount of lobbying and political expenditures (line 85d less 85e)		N/A
85g	Does the organization elect to pay the section 6033(e) tax on the amount on line 85f?		N/A
85h	If section 6033(e)(1)(A) dues notices were sent, does the organization agree to add the amount on line 85f to its reasonable estimate of dues allocable to nondeductible lobbying and political expenditures for the following tax year?		N/A
86a	501(c)(7) organizations. Enter: a Initiation fees and capital contributions included on line 12		N/A
86b	Gross receipts, included on line 12, for public use of club facilities		N/A
87a	501(c)(12) organizations. Enter. a Gross income from members or shareholders		N/A
87b	Gross income from other sources (Do not net amounts due or paid to other sources against amounts due or received from them.)		N/A
88	At any time during the year, did the organization own a 50% or greater interest in a taxable corporation or partnership, or an entity disregarded as separate from the organization under Regulations sections 301.7701-2 and 301.7701-3? If 'Yes,' complete Part IX		X
89a	501(c)(3) organizations. Enter: Amount of tax imposed on the organization during the year under: section 4911 0. ; section 4912 0. ; section 4955 0.		
89b	501(c)(3) and 501(c)(4) organizations. Did the organization engage in any section 4958 excess benefit transaction during the year or did it become aware of an excess benefit transaction from a prior year? If 'Yes,' attach a statement explaining each transaction		X
	c Enter: Amount of tax imposed on the organization managers or disqualified persons during the year under sections 4912, 4955, and 4958		0.
	d Enter: Amount of tax on line 89c, above, reimbursed by the organization		0.
90a	List the states with which a copy of this return is filed		None
90b	Number of employees employed in the pay period that includes March 12, 2003 (See instructions.)		20
91	The books are in care of DISCOVERY CENTER Telephone number 417-862-9910 Located at 438 E ST LOUIS ZIP + 4 65806		
92	Section 4947(a)(1) nonexempt charitable trusts filing Form 990 in lieu of Form 1041 - Check here and enter the amount of tax-exempt interest received or accrued during the tax year		N/A

**Part VII Analysis of Income-Producing Activities** (See instructions.)

Note: Enter gross amounts unless otherwise indicated.

	Unrelated business income		Excluded by section 512, 513, or 514		(E) Related or exempt function income
	(A) Business code	(B) Amount	(C) Exclusion code	(D) Amount	
93 Program service revenue:					
a PROGRAM ADMISSIONS					147,905.
b _____					
c _____					
d _____					
e _____					
f Medicare/Medicaid payments					
g Fees & contracts from government agencies					
94 Membership dues and assessments					
95 Interest on savings & temporary cash invmnts	14	4,459.			
96 Dividends & interest from securities					
97 Net rental income or (loss) from real estate:					
a debt-financed property					
b not debt-financed property					4,898.
98 Net rental income or (loss) from pers prop.					
99 Other investment income					
100 Gain or (loss) from sales of assets other than inventory					
101 Net income or (loss) from special events					75,877.
102 Gross profit or (loss) from sales of inventory					9,267.
103 Other revenue: a _____					
b _____					1,965.
c _____					
d _____					
e _____					
104 Subtotal (add columns (B), (D), and (E))		4,459.			239,912.
105 Total (add line 104, columns (B), (D), and (E))					244,371.

Note: Line 105 plus line 1d, Part I, should equal the amount on line 12, Part I

**Part VIII Relationship of Activities to the Accomplishment of Exempt Purposes** (See instructions.)

Line No.	Explain how each activity for which income is reported in column (E) of Part VII contributed importantly to the accomplishment of the organization's exempt purposes (other than by providing funds for such purposes).
93	INTERACTIVE EXHIBITS WHICH COMBINE SCIENCE, TECHNOLOGY, ARTS HUMANITIES AND HEALTH TO PROVIDE LEARNING EXPERIENCES FOR FAMILIES

**Part IX Information Regarding Taxable Subsidiaries and Disregarded Entities** (See instructions.)

(A) Name, address, and EIN of corporation, partnership, or disregarded entity	(B) Percentage of ownership interest	(C) Nature of activities	(D) Total income	(E) End-of-year assets
N/A	0%			
	0%			
	0%			
	0%			

**Part X Information Regarding Transfers Associated with Personal Benefit Contracts** (See instructions.)

- a Did the organization, during the year, receive any funds, directly or indirectly, to pay premiums on a personal benefit contract?  Yes  No
- b Did the organization, during the year, pay premiums, directly or indirectly, on a personal benefit contract?  Yes  No

Note: If 'Yes' to (b), file Form 8870 and Form 4720 (see instructions).

Please Under penalties of perjury, I declare that I have examined this return, including accompanying schedules and statements, and to the best of my knowledge and belief, it is true, correct, and complete. Declaration of preparer (other than officer) is based on all information of which preparer has any knowledge.  
 ▶ *Emilia*, CEO Date *3-8-05*

**SCHEDULE A**  
(Form 990 or 990-EZ)

Department of the Treasury  
Internal Revenue Service

**Organization Exempt Under  
Section 501(c)(3)**

(Except Private Foundation) and Section 501(e), 501(f), 501(k),  
501(n), or Section 4947(a)(1) Nonexempt Charitable Trust  
Supplementary Information — (See separate instructions.)

▶ **MUST be completed by the above organizations and attached to their Form 990 or 990-EZ.**

OMB No. 1545-0047

**2003**

Name of the organization: **DISCOVERY CENTER OF SPRINGFIELD, INC**  
Employer identification number: **43-1568214**

**Part I Compensation of the Five Highest Paid Employees Other Than Officers, Directors, and Trustees**  
(See instructions. List each one. If there are none, enter 'None.')

(a) Name and address of each employee paid more than \$50,000	(b) Title and average hours per week devoted to position	(c) Compensation	(d) Contributions to employee benefit plans and deferred compensation	(e) Expense account and other allowances
None				
Total number of other employees paid over \$50,000		0		

**Part II Compensation of the Five Highest Paid Independent Contractors for Professional Services**  
(See instructions. List each one (whether individuals or firms). If there are none, enter 'None.')

(a) Name and address of each independent contractor paid more than \$50,000	(b) Type of service	(c) Compensation
None		
Total number of others receiving over \$50,000 for professional services		0

**Part III** Statements About Activities (See instructions.)

	Yes	No
1 During the year, has the organization attempted to influence national, state, or local legislation, including any attempt to influence public opinion on a legislative matter or referendum? If 'Yes,' enter the total expenses paid or incurred in connection with the lobbying activities... ▶ \$ <u>N/A</u> (Must equal amounts on line 38, Part VI-A, or line i of Part VI-B.)		X
Organizations that made an election under section 501(h) by filing Form 5768 must complete Part VI-A. Other organizations checking 'Yes,' must complete Part VI-B AND attach a statement giving a detailed description of the lobbying activities.		
2 During the year, has the organization, either directly or indirectly, engaged in any of the following acts with any substantial contributors, trustees, directors, officers, creators, key employees, or members of their families, or with any taxable organization with which any such person is affiliated as an officer, director, trustee, majority owner, or principal beneficiary? (If the answer to any question is 'Yes,' attach a detailed statement explaining the transactions.)		
a Sale, exchange, or leasing of property?		X
b Lending of money or other extension of credit?		X
c Furnishing of goods, services, or facilities?		X
d Payment of compensation (or payment or reimbursement of expenses if more than \$1,000)?		X
e Transfer of any part of its income or assets?		X
3a Do you make grants for scholarships, fellowships, student loans, etc? (If 'Yes,' attach an explanation of how you determine that recipients qualify to receive payments.)		X
b Do you have a section 403(b) annuity plan for your employees?		X
4 Did you maintain any separate account for participating donors where donors have the right to provide advice on the use or distribution of funds?		X

**Part IV** Reason for Non-Private Foundation Status (See instructions.)

The organization is not a private foundation because it is: (Please check only **ONE** applicable box.)

- 5  A church, convention of churches, or association of churches. Section 170(b)(1)(A)(i).
- 6  A school. Section 170(b)(1)(A)(ii). (Also complete Part V.)
- 7  A hospital or a cooperative hospital service organization. Section 170(b)(1)(A)(iii).
- 8  A Federal, state, or local government or governmental unit. Section 170(b)(1)(A)(v).
- 9  A medical research organization operated in conjunction with a hospital. Section 170(b)(1)(A)(iii). **Enter the hospital's name, city, and state ▶** \_\_\_\_\_
- 10  An organization operated for the benefit of a college or university owned or operated by a governmental unit. Section 170(b)(1)(A)(iv). (Also complete the **Support Schedule** in Part IV-A.)
- 11a  An organization that normally receives a substantial part of its support from a governmental unit or from the general public. Section 170(b)(1)(A)(vi). (Also complete the **Support Schedule** in Part IV-A.)
- 11b  A community trust. Section 170(b)(1)(A)(vi). (Also complete the **Support Schedule** in Part IV-A.)
- 12  An organization that normally receives: (1) more than 33-1/3% of its support from contributions, membership fees, and gross receipts from activities related to its charitable, etc, functions - subject to certain exceptions, and (2) no more than 33-1/3% of its support from gross investment income and unrelated business taxable income (less section 511 tax) from businesses acquired by the organization after June 30, 1975. See section 509(a)(2). (Also complete the **Support Schedule** in Part IV-A.)
- 13  An organization that is not controlled by any disqualified persons (other than foundation managers) and supports organizations described in (1) lines 5 through 12 above; or (2) section 501(c)(4), (5), or (6), if they meet the test of section 509(a)(2). (See section 509(a)(3).)

Provide the following information about the supported organizations (See instructions.)

(a) Name(s) of supported organization(s)	(b) Line number from above

- 14  An organization organized and operated to test for public safety. Section 509(a)(4). (See instructions.)

**Part IV-A Support Schedule** (Complete only if you checked a box on line 10, 11, or 12.) *Use cash method of accounting.*

**Note:** You may use the worksheet in the instructions for converting from the accrual to the cash method of accounting.

Calendar year (or fiscal year beginning in) . . . . .	(a) 2002	(b) 2001	(c) 2000	(d) 1999	(e) Total
<b>15</b> Gifts, grants, and contributions received. (Do not include unusual grants. See line 28) . . . . .	1,412,866.	721,544.	662,993.	352,372.	3,149,775.
<b>16</b> Membership fees received . . . . .				19,747.	19,747.
<b>17</b> Gross receipts from admissions, merchandise sold or services performed, or furnishing of facilities in any activity that is related to the organization's charitable, etc., purpose . . . . .	98,227.	137,386.	117,491.	182,628.	535,732.
<b>18</b> Gross income from interest, dividends, amounts received from payments on securities loans (section 512(a)(5)), rents, royalties, and unrelated business taxable income (less section 511 taxes) from businesses acquired by the organization after June 30, 1975 . . . . .	741.	889.	5,054.	1,630.	8,314.
<b>19</b> Net income from unrelated business activities not included in line 18 . . . . .					
<b>20</b> Tax revenues levied for the organization's benefit and either paid to it or expended on its behalf . . . . .					
<b>21</b> The value of services or facilities furnished to the organization by a governmental unit without charge. Do not include the value of services or facilities generally furnished to the public without charge . . . . .					
<b>22</b> Other income. Attach a schedule. Do not include gain or (loss) from sale of capital assets. See Stmt. 7 . . . . .	1,689.	1,919.	3,488.	3,902.	10,998.
<b>23</b> Total of lines 15 through 22 . . . . .	1,513,523.	861,738.	789,026.	560,279.	3,724,566.
<b>24</b> Line 23 minus line 17 . . . . .	1,415,296.	724,352.	671,535.	377,651.	3,188,834.
<b>25</b> Enter 1% of line 23 . . . . .	15,135.	8,617.	7,890.	5,603.	

**26 Organizations described on lines 10 or 11:** a Enter 2% of amount in column (e), line 24 . . . . . N/A **26a**

b Prepare a list for your records to show the name of and amount contributed by each person (other than a governmental unit or publicly supported organization) whose total gifts for 1999 through 2002 exceeded the amount shown in line 26a. Do not file this list with your return. Enter the total of all these excess amounts. . . . . **26b**

c Total support for section 509(a)(1) test: Enter line 24, column (e) . . . . . **26c**

d Add. Amounts from column (e) for lines: 18 \_\_\_\_\_ 19 \_\_\_\_\_ **26d**  
 22 \_\_\_\_\_ 26b \_\_\_\_\_

e Public support (line 26c minus line 26d total) . . . . . **26e**

f **Public support percentage (line 26e (numerator) divided by line 26c (denominator))** . . . . . **26f** %

**27 Organizations described on line 12:**

a For amounts included in lines 15, 16, and 17 that were received from a 'disqualified person,' prepare a list for your records to show the name of, and total amounts received in each year from, each 'disqualified person.' Do not file this list with your return. Enter the sum of such amounts for each year:  
 (2002) \_\_\_\_\_ 0. (2001) \_\_\_\_\_ 0. (2000) \_\_\_\_\_ 0. (1999) \_\_\_\_\_ 0.

b For any amount included in line 17 that was received from each person (other than 'disqualified persons'), prepare a list for your records to show the name of, and amount received for each year, that was more than the larger of (1) the amount on line 25 for the year or (2) \$5,000. (Include in the list organizations described in lines 5 through 11, as well as individuals.) Do not file this list with your return. After computing the difference between the amount received and the larger amount described in (1) or (2), enter the sum of these differences (the excess amounts) for each year.  
 (2002) \_\_\_\_\_ 0. (2001) \_\_\_\_\_ 0. (2000) \_\_\_\_\_ 0. (1999) \_\_\_\_\_ 0.

c Add: Amounts from column (e) for lines: 15 3,149,775. 16 19,747. **27c** 3,705,254.  
 17 535,732. 20 \_\_\_\_\_ 21 \_\_\_\_\_ **27d** 0.

d Add: Line 27a total . . . . . 0. and line 27b total . . . . . 0. **27e** 3,705,254.

e Public support (line 27c total minus line 27d total) . . . . . **27e**

f Total support for section 509(a)(2) test: Enter amount from line 23, column (e) **27f** 3,724,566.

g **Public support percentage (line 27e (numerator) divided by line 27f (denominator))** . . . . . **27g** 99.48 %

h **Investment income percentage (line 18, column (e) (numerator) divided by line 27f (denominator))** . . . . . **27h** 0.22 %

**28 Unusual Grants:** For an organization described in line 10, 11, or 12 that received any unusual grants during 1999 through 2002, prepare a list for your records to show, for each year, the name of the contributor, the date and amount of the grant, and a brief description of the nature of the grant. Do not file this list with your return. Do not include these grants in line 15

**Part V Private School Questionnaire** (See instructions.)  
 (To be completed ONLY by schools that checked the box on line 6 in Part IV)

		N/A	
		Yes	No
29	Does the organization have a racially nondiscriminatory policy toward students by statement in its charter, bylaws, other governing instrument, or in a resolution of its governing body?		
30	Does the organization include a statement of its racially nondiscriminatory policy toward students in all its brochures, catalogues, and other written communications with the public dealing with student admissions, programs, and scholarships?		
31	Has the organization publicized its racially nondiscriminatory policy through newspaper or broadcast media during the period of solicitation for students, or during the registration period if it has no solicitation program, in a way that makes the policy known to all parts of the general community it serves? If 'Yes,' please describe, if 'No,' please explain. (If you need more space, attach a separate statement.)		
-----			
-----			
32	Does the organization maintain the following:		
a	Records indicating the racial composition of the student body, faculty, and administrative staff?		
b	Records documenting that scholarships and other financial assistance are awarded on a racially nondiscriminatory basis?		
c	Copies of all catalogues, brochures, announcements, and other written communications to the public dealing with student admissions, programs, and scholarships?		
d	Copies of all material used by the organization or on its behalf to solicit contributions?		
If you answered 'No' to any of the above, please explain. (If you need more space, attach a separate statement.)			
-----			
33	Does the organization discriminate by race in any way with respect to:		
a	Students' rights or privileges?		
b	Admissions policies?		
c	Employment of faculty or administrative staff?		
d	Scholarships or other financial assistance?		
e	Educational policies?		
f	Use of facilities?		
g	Athletic programs?		
h	Other extracurricular activities?		
If you answered 'Yes' to any of the above, please explain. (If you need more space, attach a separate statement.)			
-----			
-----			
34a	Does the organization receive any financial aid or assistance from a governmental agency?		
b	Has the organization's right to such aid ever been revoked or suspended? If you answered 'Yes' to either 34a or b, please explain using an attached statement.		
35	Does the organization certify that it has complied with the applicable requirements of sections 4.01 through 4.05 of Rev Proc 75-50, 1975-2 C.B. 587, covering racial nondiscrimination? If 'No,' attach an explanation		

**Part VI-A Lobbying Expenditures by Electing Public Charities** (See instructions.)  
 (To be completed **ONLY** by an eligible organization that filed Form 5768)

N/A

Check  **a** if the organization belongs to an affiliated group Check  **b** if you checked 'a' and 'limited control' provisions apply.

<b>Limits on Lobbying Expenditures</b>		(a) Affiliated group totals	(b) To be completed for ALL electing organizations
(The term 'expenditures' means amounts paid or incurred.)			
36	Total lobbying expenditures to influence public opinion (grassroots lobbying) . . . . .	<b>36</b>	
37	Total lobbying expenditures to influence a legislative body (direct lobbying) . . . . .	<b>37</b>	
38	Total lobbying expenditures (add lines 36 and 37) . . . . .	<b>38</b>	
39	Other exempt purpose expenditures . . . . .	<b>39</b>	
40	Total exempt purpose expenditures (add lines 38 and 39) . . . . .	<b>40</b>	
41	Lobbying nontaxable amount. Enter the amount from the following table –		
	<b>If the amount on line 40 is –</b>		
	<b>The lobbying nontaxable amount is –</b>		
	Not over \$500,000 . . . . . 20% of the amount on line 40 . . . . .		
	Over \$500,000 but not over \$1,000,000 . . . . . \$100,000 plus 15% of the excess over \$500,000		
	Over \$1,000,000 but not over \$1,500,000 . . . . . \$175,000 plus 10% of the excess over \$1,000,000	<b>41</b>	
	Over \$1,500,000 but not over \$17,000,000 . . . . . \$225,000 plus 5% of the excess over \$1,500,000		
	Over \$17,000,000 . . . . . \$1,000,000 . . . . .		
42	Grassroots nontaxable amount (enter 25% of line 41) . . . . .	<b>42</b>	
43	Subtract line 42 from line 36. Enter -0- if line 42 is more than line 36 . . . . .	<b>43</b>	
44	Subtract line 41 from line 38. Enter -0- if line 41 is more than line 38 . . . . .	<b>44</b>	
<b>Caution:</b> If there is an amount on either line 43 or line 44, you must file Form 4720.			

**4 -Year Averaging Period Under Section 501(h)**

(Some organizations that made a section 501(h) election do not have to complete all of the five columns below.  
 See the instructions for lines 45 through 50.)

Calendar year (or fiscal year beginning in) ▶	Lobbying Expenditures During 4 -Year Averaging Period				
	(a) 2003	(b) 2002	(c) 2001	(d) 2000	(e) Total
45	Lobbying nontaxable amount . . . . .				
46	Lobbying ceiling amount (150% of line 45(e)) . . . . .				
47	Total lobbying expenditures . . . . .				
48	Grassroots non-taxable amount . . . . .				
49	Grassroots ceiling amount (150% of line 48(e)) . . . . .				
50	Grassroots lobbying expenditures . . . . .				

**Part VI-B Lobbying Activity by Nonelecting Public Charities** (See instructions.)  
 (For reporting only by organizations that did not complete Part VI-A)

N/A

During the year, did the organization attempt to influence national, state or local legislation, including any attempt to influence public opinion on a legislative matter or referendum, through the use of:

Yes	No	Amount

- a Volunteers . . . . .
- b Paid staff or management (Include compensation in expenses reported on lines c through h.) . . . . .
- c Media advertisements . . . . .
- d Mailings to members, legislators, or the public . . . . .
- e Publications, or published or broadcast statements . . . . .
- f Grants to other organizations for lobbying purposes . . . . .
- g Direct contact with legislators, their staffs, government officials, or a legislative body . . . . .
- h Rallies, demonstrations, seminars, conventions, speeches, lectures, or any other means . . . . .
- i Total lobbying expenditures (add lines c through h.) . . . . .

If 'Yes' to any of the above, also attach a statement giving a detailed description of the lobbying activities.



DISCOVERY CENTER OF SPRINGFIELD  
BOARD OF DIRECTORS  
2003 - 2004

Jim Bailey  
Schilling & Sellmeyer  
1031 W. Battlefield, Suite 121-B  
Springfield, MO. 65807

Gerry Lee  
City Utilities  
P.O. Box 551  
Springfield, MO 65801

Jan Baumgartner  
The Signature Bank  
2620 E Sunshine  
Springfield, MO 65804

Barbara Lyons  
3137 S. Patterson Ave.  
Springfield, MO 65804

Barbara Blaine  
GCMSA Representative  
1355 E Crystal Hill Ln  
Springfield, MO 65803

Evelyn Mangan  
Evelyn Gwin Mangan, P.C.  
4037 S. Fremont  
Springfield, MO 65804

Julie Brown - President  
Carnahan, Evans, Cantwell & Brown  
2805 S Ingram Mill  
Springfield, MO 65804

Bill Miller - Treas  
Kirkpatrick, Phillips & Miller  
2003 E. Sunshine  
Springfield, MO 65804

Karen Bult  
1322 E Stanford  
Springfield MO 65804

Cathy Mulford  
3714 E. Linwood Dr.  
Springfield, MO 65809

Howard Cavner  
United Ministries Center  
680 S. Florence  
Springfield, MO 65807

Lisa Officer - ~~Treas~~ SEC -  
McCullough, Officer & Company  
820 E. Primrose  
Springfield, MO 65807

Michael Cordonnier - Past Pres  
Lathrop & Gage, LLC  
1845 S. National  
Springfield, MO 65804

Randy Saul  
BKD  
901 St. Louis St  
Springfield, MO 65806

Bryan Fielder  
Springfield Engineering Co  
1528 E Trafficway  
Springfield, MO 65802

Debbie Shantz  
John Q Hammons Hotels & Resorts  
300 John Q Hammons Pkwy  
Springfield, MO 65806

DISCOVERY CENTER OF SPRINGFIELD  
BOARD OF DIRECTORS  
2003 - 2004

Brian Fogle  
Great Southern Bank  
P.O. Box 9009  
Springfield, MO 65808

Margaret Swango  
6529 N Farm Rd 171  
Springfield, MO 65803

Emily Fox CEO  
Discovery Center of Springfield  
438 St. Louis St.  
Springfield, MO 65806

Bruce Swisshelm  
Burger King  
2130 N. Glenstone  
Springfield, MO 65803

Shawn Harris - Pres Elec  
St. John's Health System  
1234 E. Cherokee  
Springfield, MO 65804

Katy Tynes  
5501 Four Wheel Lane  
Springfield, MO 65802



# ANNUAL REPORT

## 2004

Discovery  
Center



*Discovery Center of Springfield is an interactive, hands-on museum committed to inspiring people of all ages with a life-long love of learning and an appreciation of the world and our place in it.*


The Discovery Center has 3 floors of hands-on exhibits that weave together science, technology, art, and culture.

Traveling exhibits continue to be added at DCS.

**BodyWorks - Vital Science**, a rotating collaboration with St. Louis Science Center provides health info. **Healthy Pathways** guides children and families in a lifestyle game.

**Missouri Moths & Butterflies** - DCS took possession of a complete collection of these fascinating insects, along with tools for specimen conservation.

**Wonderland** - A giant Lego playhouse became an instant favorite.



Traveling exhibits continue to be important marketing tools and incentives for membership.

Surf the Wind/Kites to Kitty Hawk played through August 2003, followed by Bodies in Motion (explicating physics through the mechanics of the human body), Legacy of Heroes (celebrating orthopedic surgeons in WW2), Healthy Soil, Healthy Food, Healthy People, (making a case for sustainable agriculture), and Memory (exploring culture, identity, perception, and the brain). Funding for traveling exhibits remains a challenge.



**Distance Learning** brings science from DCS to the classroom via state-of-the-art videoconferencing technology. DCS continues to collaborate with Dickerson Park Zoo, and now Missouri Department of Conservation, to create new and exciting programming.

**ScienceWorks on the Road**, which benefited 1332 students in 11 schools, garners accolades from teachers: 'Our 3rd grade scored a MAP Index of 234 in science, which is 10 points above the state average and our highest score in the history of MAP testing.' ADDIE GAINES, KIRBYVILLE

**BodyWorks** is a series of age-appropriate, health education programs for all students, preschool through high school.

## EDUCATIONAL PROGRAMMING

**ScienceWorks**, housed in the Exploratory Lab, offers a variety of group programs in astronomy, physics, chemistry, earth science, ecology and forensics.

**The Exploratory Lab** also features a different science theme for visitors every month.

**After School Program** grant concluded this year. It reached 122 students from five agencies.

IMLS funding has concluded; however, the **ScienceSource** curriculum website is still available as an educational resource.

**Summer Workshops** engaged 305 students over 10 weeks in 42 different programs.

Volunteers are the driving force of DCS. From our volunteer Board of Directors to youth volunteers in the center, this collaboration makes it possible for DCS

## VOLUNTEERS

to provide quality exhibits and programming. Total volunteer

hours for the year were over 3500 (not including board hours, special event hours, or internships). Recruitment continues to grow monthly with a variety of interested people.

In the six and half years since its opening, Discovery Center of Springfield has established itself as a leader in the region for unique and engaging educational experiences.

## HISTORY

Although our history dates back to the late 1980s, with incorporation in 1991, the past six years have seen tremendous

growth and a continued focus on the future. Collaboration has been and always will be the key to the success of DCS. We thank the community, region, businesses, foundations, sponsors, and members that believe in the value of DCS and assist the Center in fulfilling its mission.

In a dramatic first for the city of Springfield, DCS announced that its 35,000 square foot expansion will be a U.S. Green Building Council LEED (Leadership in Energy and Environmental Design) certified building. This will impact the deconstruction of the old Trailways building, to begin August 2, from which we plan to reuse or recycle 75% of the materials.

## FUTURE

Design elements, materials, and mechanical systems of the new facility will be selected and developed with sustainability in mind. Exhibits will educate the public, school children, and the construction/design industry on all environmental, or "green", aspects of the building.

In addition to the "green" elements, visitors will have new exhibit areas to explore: a Flight exhibit hall, Water exhibit, Life Science hall, Geography/Culture hall, Outdoor Roof Garden, Immersion Theatre, Traveling exhibit space, two classrooms equipped with the latest technology, and much needed office space.

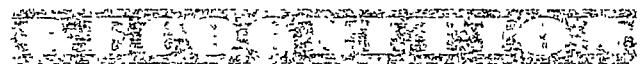
## NEW THIS YEAR

- Immersion Cinema in temporary quarters
- Afternoon summer workshops for pre-K children
- Geo-caching/GPS summer program
- Lithophone "musical stones"

- **Back to School** - Discovery Center collaborates with Salvation Army to bring more school supplies to students.
- **18th Annual Festival of Trees Benefit Auction** continues to grow. Community support in donations and patrons allowed the Center to raise \$55,000.

## SPECIAL EVENTS

- **Einstein on Ice** - DCS summer fundraiser was also fun and successful, raising \$2625 toward the new **Observation Beehive**, a partnership with Beekeepers Association of the Ozarks.
- **Splash** - 3rd year of collaboration with Watershed Committee of the Ozarks and City of Springfield Public Works
- **Public Works Day** - 3rd year collaborating with City of Springfield
- **Earth Day** - host for city-wide celebration involving many grass-roots organizations and public agencies
- **Healthy Kids Day Fun Run** - a collaboration with Hearts N Parks and Springfield Family Y



Emily Fox was named one of Springfield's most influential women by Springfield Business Journal.

**FY 2003-2004  
BOARD OF  
DIRECTORS**

Julie Brown

Shawn Harris

Lisa Officer

Bill Miller

Michael Cordonnier

Barbara Blaine

Jim Bailey

Jan Baumgartner

Karen Bult

Howard Cayner

Bryan Fielder

Brian Fogle

Gerry Lee

Barbie Lyons

Evelyn Mangan

Cathy Mulford

Randy Saul

Debbie Shantz

Margaret Swango

Bruce Swisshelm

Katy Tynes

**Programs & Operations**

Robert & Celeste Groca in memory of Dr. Holly E Mertel

City Utilities

Cindy Wyrsh

Brent & Barbie Davis

Southwestern Bell

Ozarks Section of the American Chemical Society

Albert B Fisher, Jr

Martha & Michael Cordonnier

Tim & Brooke O'Reilly

Hammon's Heart Institute

Jay & Maureen Burchfield

Patrice & Armin Wagman

Jerry & Linda Jared Family

Bucky & Rochelle Buckner

Carl & Kathy Price

Surf the Wind/Kites to Kitty Hawk

Springfield/Branson Regional Airport

Bodies in Motion

St. John's Clinic Orthopedic Specialists

Legacy of Heroes

Dr. & Mrs. Scott Swango

Dr. & Mrs. Hugh Harris

Orthopedic Specialists of Springfield

Dr. William & Christine Wester

Dr. David & Sally Rogers

Healthy Food, Healthy Soil, Healthy People

U.S. Environmental Protection Agency, Region VII

Christian County Soil & Water District

Greene County Soil & Water District

Barton County Soil & Water District

Lawrence County Soil & Water District

Southwest Missouri RC&D

Memory

Springfield Neurological & Spine Institute LLC

Cox NeuroHealth

Junior League of Springfield

SW MO Chapter of Alzheimer's Association

Pfizer Pharmaceuticals

Forest Pharmaceuticals

Novartis Pharmaceuticals

Big Mouth

Greene County Medical Society Alliance

Springfield Dental Society

Ronald McDonald House Charities of the Ozarks

American Dental Association

Dr. Leo Tokarczyk

Dr. Marc & Kelly Barnett

Dr. John Hume

Missouri Foundation for Health

Einstein on Ice

Andy's Frozen Custard

Signs Now

Airgas

Candy Trogolo

Ozarks Coca-Cola/Dr Pepper

Mears Floral

Healthy Kids Day Fun Run

St. John's Foundation for Community Health

St. John's Childrens Hospital

Hearts N Parks

Body Mechanics

Swisshelm Group

Price Cutter

Ozarks Coca-Cola/Dr. Pepper

Springfield YMCA

Wilkersons Commercial Flooring

Panera Bread

Reckitt Benckiser

LJ Scharnhorst, Inc.

Volunteer Appreciation Luncheon

Zio's Italian Kitchen

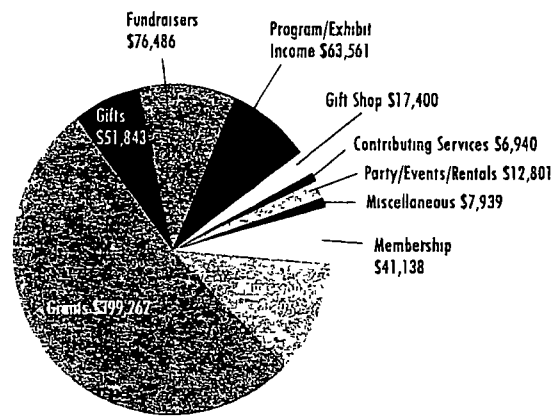
Price Cutter

Scholarship Fund

O'Reilly Family Foundation

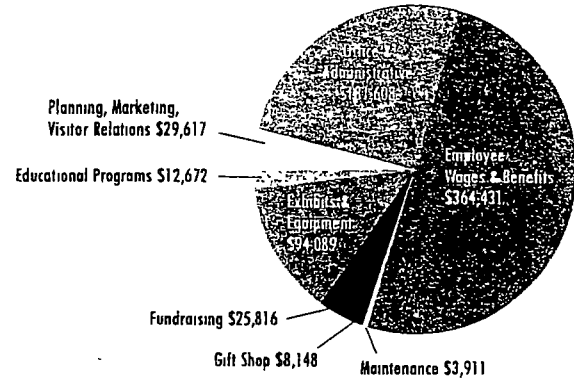
Binnie Clements Guild of First & Calvary Church

United States Department of Education



## REVENUE

## EXPENSES



Total attendance and visitors served was down 9% compared to the last years large growth of 28%. Most of the decline was due to a 21% drop in group visits (off 2,300 visitors). However, general admissions through the front door were up 12.3% over last year. Scholarships continue to contribute to our mission by allowing Free and Reduced Lunch program students into the center at no charge. This year 2099 were admitted, at a cost of \$8799 to the Discovery Center.

## ATTENDANCE

admissions through the front door were up 12.3% over last year. Scholarships continue to contribute to our mission by allowing Free and Reduced Lunch program students into the center at no charge. This year 2099 were admitted, at a cost of \$8799 to the Discovery Center.

Memberships increased 6% over last year. Renewal rates increased from 37% to 46%, and a new membership option with Immersion Cinema was added.

## MEMBERSHIPS

Corporate Members provide an important source of support. Current corporate members:

Empire Bank Professional Equipment Movers HK & W YellowBook USA

- Institute of Museum and Library Services
- US Department of Education - Technology
- Rotary Club of Springfield
  - ScienceWorks on the Road
- MetLife Foundation - Memory
- AT&T Cares Grant - AT&T Pioneers
- O'Reilly Family Foundation - Scholarship Fund
- William T. Kemper Foundation - Capital
- Community Foundation of the Ozarks
- VNA Foundation - Smoking Makes Me Ugly
- Missouri Department of Economic Development
  - Neighborhood Assistance Program,
  - Youth Opportunities Program
- Binnie Clements Guild - Scholarship Fund
- Musgrave Foundation - Capital
- Anonymous Foundation - Capital
- Turner Family Foundation - Capital
- J.E. & L.E. Mabee Foundation - Capital
- Schneider Family Foundation - Capital
- Junior League of Springfield
- Community Partnership of the Ozarks
- US Environmental Protection Agency, Region VII
  - Healthy Soil, Healthy Food, Healthy People

## GRANTS

## AWARDED

- Big Mouth BodyWorks exhibit
- Missouri Foundation for Health
- Greene County Medical Society Alliance
- American Dental Association
- Springfield Dental Society
- Ronald McDonald Charities

J.E. & L.E. Mabee Foundation  
EDI-HUD  
IMLS  
Hotel/Motel Tax

Anonymous Donor  
The Chase Foundation  
HK&W, Inc  
Harry Cooper Foundation  
EFCO Corporation  
Thomas & Kimberley Prater  
The Lezah Stenger Foundation

Anonymous Foundation  
Jeannette L. Musgrave Foundation  
Tal & Rosalie O'Reilly Wooten Family

DeWitt Associates  
Falcon Steel  
Matthew & Katherine Ting

Anonymous Donor  
Rob & Sally Bard  
Bob & Valerie Toombs  
William T. Kemper Foundation  
Community Foundation  
of the Ozarks  
SECO

Boyd Aluminum  
Jerry Bumgarner  
Schneider Foundation

Hugh & Jari Harris  
Empire Bank  
Bucky & Rochella Buckner  
Mark & Karen Bult  
Mike & Martha Cordonnier  
Lee & Liz Godwin  
Jerry & Linda Jared Family  
Dan & Barbie Lyons  
Bill & Marie Prater  
Carl & Kathy Price  
Diane & Wes Cooper  
Ozarks Coca-Cola/Dr Pepper  
Foundation

David & Jeanne Toombs  
Albert B. Fisher, Jr  
Bill & Ann Turner  
John & Kathy Stenberg  
Meeks Charitable Trust  
Meeks Lumber Yard  
Jack & Mary Sue Fox  
BKD Foundation  
Positronic Industries  
Scott & Margaret Swango  
Turner Family Foundation  
Jack & Ann Gentry

Jason & Julie Brown  
Sam & Jo Gardner  
Gerry & Lynne Leo  
Tre & Ann Neu  
MD Bonebrake  
Bill & Virginia Darr  
Tom & Kay Finnie  
David & Lisa Officer  
Charlotte & Scott McCoy  
Terry & Mary Kay Meek

Robert & Barbara Kipler  
Howard & Nadia Cavner  
Bud & Dixie Letsch  
John & Pat Ferguson  
Warford & Jane Ann Johnson  
Matthew & Katherine Ting  
Fawn Warner  
Frank & Judy Corry  
Brad & Cindy Wyrsh  
Scott & Stephanie Montgomery  
Larry & Rita Gurian  
Mark & Lori Nelson  
Huck & Tracy Roberts  
Tim & Brooke O'Reilly  
Ted Smith  
City Utilities  
Maggie Burton-Wilcox  
David & Chelly Gilbert  
Mark & Ann Carter  
Peter & Carol Browning  
Robert & Peg Carolla  
Michael & Shirley Collison  
Larry & Sandy Ellis  
Brian & Renee Fagle  
Shawn & Whitney Harris  
David & Tammy Jahnke  
Michael & Brenda Logsdon  
Tom & Evelyn Mangan  
Bruce & Patti Moore  
Bob & Cathy Mulford  
Cord & Martha Polen  
Pete Sanderson & Nancy Lahmer  
Whitlock, Selim & Keehn  
Emily & Steve Fox  
Wendy's  
Mike & Krystyna Clarke  
Jim & Charlene Jaeger  
Debbie Shantz  
Bill & Peggy Lindsey  
Mark & Daphne Anderson  
Kim Collison & Bruce D'Souza  
Yates & Janet Trotter  
Jeanette Unsell  
Jan & Gary Baumgartner  
Kirkpatrick, Phillips & Miller  
Jana Hutchens

Ramona & Fred McQueary  
City of Springfield  
Commerce Bank  
Calvin & Ann Hawkins  
Larry & Donna Snyder  
Jay & Maureen Burchfield  
Peter & Evelyn H'Doubler  
Steve & Emily Fox  
Mark & Mary Lightfoot  
Greg & Shelly Woods  
Jeff & Amy Wasson  
Heather & Peter Trinca  
Teresa & Richard Ollis  
Mike & Nancy White  
Arch & Tina Watson  
Jim & Nancy Mattax  
Armin & Patrice Wagman  
Bob & Cathy Mulford

Frank & Judy Corry  
Bob Schutz  
Anonymous  
Mr & Mrs Leray Heaton  
Todd & Betty Parnell  
Joe George  
David & Tammy Jahnke  
Jeff Bentley & Julie Griesemer  
Bassam & Leila Hadi  
Keith & Randy LaFerrriere

Lee & Patricia Walker  
Amy Lewis  
Tim Buffington  
Carl Caldwell  
Ed & Joyce Messerly  
Albert & Joanne Gordon  
Tanya & Sam Engler  
Lillian Delo Carter  
Harry & Nancy Chalfant  
Marjorie Peterson  
Doug & Susan McNeal

### Additional Gifts

Neil & Bev Stenger  
Brad Skidmore  
Julie Putman  
Jeff & Terianne Love  
Irene Jennings  
Gerald & Sandra Buyan  
John & Susan Boeckman  
Gloria Odem  
Elwin Matthews  
Teri McQueary  
James Downing & Nancy Hockett  
Scott Marrs  
Richard & Virginia Wilkinson  
Tamara DeWild  
Wally & Joyce Munden  
Donna Jones  
Dick & Ellen Chiles  
Evelyn Adamson  
Systematic Savings & Loan

Kurt Stahle, Stahle Farms, Inc  
Professional Equipment Movers  
Jim Tomnitz, MFA Agri Services  
Hiltrud Webber  
Parkinson's Group of Springfield  
Muscular Dystrophy Association  
Dr. Rich Garrad, SMSU  
Dr. Collette Witkowski, SMSU  
Dr. L. Michelle Bowe, SMSU  
SMSU's Cell and Molecular Biology  
Student Society  
Harry Gutroff  
John Swartley  
Jim Jaeger  
Max  
Don Hoover  
Ozark Cooperative Warehouse  
Green Seed Co.  
American Cancer Society  
Habitat ReStore  
Carson's Nursery  
McK  
Dr. Jack Steiert, SMSU  
Dr. Shawn Strong, SMSU  
IPA

MediaCom  
Brandon Beck, KY3  
Kirk Lemons, KY3  
Derek Brown  
TaeKwonDo USA & Karate for Kids  
Jasara & Oasis Dance Troupe  
Bruce O'Souza  
St. John's Emergency Medical  
Services  
Nathan Jones, Power Source  
Ozark Typewriter Company  
Sheri Giba  
SMSU Industrial Management  
students  
The NewKirk Agency  
Laura Crawford,  
Hammon's Heart Institute  
Akin's Natural Foods Market  
SMSU Student Dietetics Association  
Julie Oeser, YMCA  
Lynna Helvey,  
Missouri TaeKwonDo Centers  
Annette Evans  
Mary Bendure  
Meyer Center  
Stop the Pop,  
Springfield Dental Society  
American Heart Association  
Daphne Greenlee,  
Springfield Safe Kids Coalition  
Lori Minor, Traffic Safety Council  
Drury NASA Project  
St. John's Regional Healthcare Center  
Mary Cole, Whiteside Endoscopy  
Michael Barnes, Nuclear Imaging  
Noel Choang, Cochlear Implant  
Program  
Mattax, Neu, Prater Eye Center  
Medical Consulting Group  
Accuray  
Keith Bethurem,  
Timberline Wood Works  
Springfield City Utilities  
Springfield Engineering Company  
Mark Parkin, OnMedia  
KSMU  
Opfer Communications  
Peggy Lacomora, KY3  
Lawrence Photo  
Rob Frederick  
Xerox Document Solutions

### Gifts in Honor of:

Pam Herd & Linda Azeaz  
Mr & Mrs Jay Burchfield  
Mr. & Mrs. Doug Cassidy  
Mr. & Mrs. Steve Hood  
Mr & Mrs. Ken Keltner  
Mr. & Mrs. Bill Meek  
Mr. & Mrs. Bill Powell  
Paula Svils  
Rosalie Wooten  
Marjorie Peterson

### Gifts in Memory of:

Margaret Johnson  
Alma Grant  
Mary Hogan  
Manual Yabgarri  
Parker Moon

## DISCOVERY CENTER OF SPRINGFIELD, INC

43-1568214

Statement 1  
Form 990, Part I, Line 9  
Net Income (Loss) from Special Events

Special Events	Gross Receipts	Less Contributions	Gross Revenue	Less Direct Expenses	Net Income (Loss)
Festival of Trees	86,904.	0.	86,904.	11,027.	75,877.
Total	<u>\$ 86,904.</u>	<u>\$ 0.</u>	<u>\$ 86,904.</u>	<u>\$ 11,027.</u>	<u>\$ 75,877.</u>

Statement 2  
Form 990, Part I, Line 10  
Gross Profit (Loss) From Sales Of Inventory

MERCHANDISE	\$	17,400.
Gross Sales	\$	17,400.
Less Returns & Allowances		0.
Net Sales	\$	17,400.
Less Cost Of Goods Sold		8,133.
Gross Profit From Sales Of Inventory	\$	<u>9,267.</u>

Statement 3  
Form 990, Part II, Line 43  
Other Expenses

	(A) Total	(B) Program Services	(C) Management & General	(D) Fundraising
DUES	11,153.	6,913.	3,940.	300.
EXHIBIT FEES	89,726.	89,711.	15.	
GROUND	8,913.	8,022.	891.	
INSURANCE	31,142.	27,027.	4,115.	
MISC	4,275.	3,392.	883.	
OFFICE	13,596.	4,116.	9,480.	
PROGRAM SUPPLIES	7,001.	7,001.		
PUBLIC RELATIONS	36,686.	21,562.		15,124.
REPAIRS	5,538.	5,538.		
UTILITIES	36,060.	32,454.	3,606.	
Total	<u>\$ 244,090.</u>	<u>\$ 205,736.</u>	<u>\$ 22,930.</u>	<u>\$ 15,424.</u>

Statement 4  
Form 990, Part IV, Line 57  
Land, Buildings, and Equipment

Category	Basis	Accum. Deprec.	Book Value
Machinery and Equipment	\$ 1,666,757.	\$ 717,304.	\$ 949,453.
Buildings	2,511,085.	543,165.	1,967,920.
Land	298,373.		298,373.
Total	<u>\$ 4,476,215.</u>	<u>\$ 1,260,469.</u>	<u>\$ 3,215,746.</u>

DISCOVERY CENTER OF SPRINGFIELD, INC

43-1568214

**Computation of Cost of Goods Sold (Form 990)**

1. Inventory at start of year.....	12,294.
2. Purchases.....	11,909.
3. Cost of labor .....	0.
4. Additional 263A costs .....	0.
5. Other costs.....	0.
6. Total (Add lines 1 through 5).....	<u>24,203.</u>
7. Inventory at end of year.....	<u>16,070.</u>
8. Cost of goods sold (Subtract line 7 from line 6)..	<u><u>8,133.</u></u>

DCQS Discovery Center of Springfield, Inc.

11/09/2004 8:31 AM

**Book Group Summary 8/01/03 - 7/31/04**

Page 1

FYE: 7/31/2004

Group	Cost Beginning	Cost Acquisitions	Cost Disposals	Cost Ending	Depreciation Prior	Depreciation Additions	Depreciation Reductions	Depreciation Ending
Group 10-Buildings	2,511,086.00	0.00	0.00	2,511,086.00	480,024.41	63,140.63	0.00	543,165.04
Group 21-Furniture & E	231,328.00	77,104.00	0.00	308,432.00	71,490.09	34,898.16	0.00	106,388.25
Group 61-Exhibits	1,337,661.00	20,153.00	0.00	1,357,814.00	528,341.70	82,574.26	0.00	610,915.96
<b>Grand Total</b>	<b>4,080,075.00</b>	<b>97,257.00</b>	<b>0.00</b>	<b>4,177,332.00</b>	<b>1,079,856.20</b>	<b>180,613.05</b>	<b>0.00</b>	<b>1,260,469.25</b>

DCOS Discovery Center of Springfield, Inc.  
Book Asset Detail 8/01/03 - 7/31/04

FYE: 7/31/2004

Asset *	Property Description	Date In Service	Book Cost	Book Sec 179 Exp c	Book Sat Value	Book Prior Depreciation	Book Current Depreciation	Book End Depr	Book Net Book Value	Book Method	Book Period	
<b>Group: Group 10-Buildings</b>												
1	St. Louis Prop-Phase 1	2/15/93	416,693.00	0.00	0.00	109,379.99	10,417.33	119,797.32	296,895.68	S/L	40.0	
2	Haik Building	1/15/94	107,750.00	0.00	0.00	25,816.25	2,693.75	28,510.00	79,240.00	S/L	40.0	
3	Martin Building	1/15/94	61,787.00	0.00	0.00	14,805.04	1,544.68	16,349.72	45,437.28	S/L	40.0	
4	9/9/94 Improvements	1/15/94	420,754.00	0.00	0.00	100,806.55	10,518.85	111,325.40	309,428.60	S/L	40.0	
5	94/95 Improvements	1/15/95	258,328.00	0.00	0.00	55,431.60	6,458.20	61,889.80	196,438.20	S/L	40.0	
6	DeWitt-parking lot	10/31/95	33,817.00	0.00	0.00	6,550.29	845.43	7,395.72	26,421.28	S/L	40.0	
7	DeWitt-parking lot	12/31/95	11,581.00	0.00	0.00	2,197.59	289.53	2,487.12	9,093.88	S/L	40.0	
8	Modern Neon-sign	3/06/96	270.00	0.00	0.00	51.25	6.75	58.00	212.00	S/L	40.0	
9	Wilkersons-carpel	3/31/96	5,923.00	0.00	0.00	2,896.61	194.87	3,291.48	2,631.52	S/L	15.0	
10	Leons-bathroom counters	5/31/96	1,211.00	0.00	0.00	215.84	30.28	246.12	964.88	S/L	40.0	
11	Woods-bathroom plumbing	5/31/96	3,328.00	0.00	0.00	595.60	83.20	678.80	2,649.20	S/L	40.0	
12	Harding-bathroom mirrors	6/25/96	208.00	0.00	0.00	35.00	5.00	40.00	160.00	S/L	40.0	
13	Blair-phone/fax lines	7/31/96	297.00	0.00	0.00	50.29	7.43	57.72	239.28	S/L	40.0	
14	Rice-bathroom fixtures	7/31/96	600.00	0.00	0.00	105.00	15.00	120.00	480.00	S/L	40.0	
15	Rednon-shelving/fixtures	7/31/96	687.00	0.00	0.00	119.34	17.18	136.72	550.28	S/L	40.0	
16	Queen City-new roof	2/28/97	86,504.00	0.00	0.00	13,877.80	2,162.60	16,040.40	70,463.60	S/L	40.0	
17	97/98 Renovations	2/28/98	1,023,109.00	0.00	0.00	138,546.19	25,577.73	164,123.92	858,985.08	S/L	40.0	
18	Signs Now-signage	6/30/98	43.00	0.00	0.00	5.24	1.08	6.32	36.68	S/L	40.0	
19	DeWitt-final on renov.	10/31/98	40,634.00	0.00	0.00	4,825.55	1,015.85	5,841.40	34,792.60	S/L	40.0	
20	SECO-install water heater	12/31/98	550.00	0.00	0.00	63.25	13.75	77.00	473.00	S/L	40.0	
21	SECO-lav/water guards	1/31/99	541.00	0.00	0.00	61.59	13.53	75.12	465.88	S/L	40.0	
22	SECO-traffic cil. vents	2/28/99	787.00	0.00	0.00	87.04	19.68	106.72	680.28	S/L	40.0	
23	SECO-downspouts	2/28/99	4,080.00	0.00	0.00	451.00	102.00	553.00	3,527.00	S/L	40.0	
24	Landscaping	5/31/99	2,799.00	0.00	0.00	777.80	186.60	964.40	1,834.60	S/L	15.0	
25	Wellner-new awning	6/30/99	1,060.00	0.00	0.00	108.50	26.50	135.00	925.00	S/L	40.0	
26	DeWitt-derno wall presch.	11/30/99	1,160.00	0.00	0.00	106.00	29.00	135.00	1,025.00	S/L	40.0	
27	DeWitt-chem lab	11/30/99	19,265.00	0.00	0.00	1,765.89	481.63	2,247.52	17,017.48	S/L	40.0	
175	EXPLORATORY LAB UPGRADE	9/30/01	4,328.00	0.00	0.00	198.37	108.20	306.57	4,021.43	S/L	40.0	
180	Coin club remodeling	4/30/02	3,000.00	0.00	0.00	93.75	75.00	168.75	2,831.25	S/L	40.0	
			<b>2,511,086.00</b>	<b>0.00c</b>	<b>0.00</b>	<b>480,024.41</b>	<b>63,140.63</b>	<b>543,165.04</b>	<b>1,967,920.96</b>			
<b>Group 10-Buildings</b>												
<b>Group: Group 21-Furniture &amp; Equi</b>												
28	Fixtures	2/20/93	261.00	0.00	0.00	261.00	0.00	261.00	0.00	S/L	8.0	
29	Refrigerator	3/15/93	300.00	0.00	0.00	300.00	0.00	300.00	0.00	S/L	8.0	
30	234 chairs	7/19/93	2,687.00	0.00	0.00	2,687.00	0.00	2,687.00	0.00	S/L	8.0	
31	Fire extinguishers	11/30/93	510.00	0.00	0.00	510.00	0.00	510.00	0.00	S/L	8.0	
32	Tables	7/31/94	391.00	0.00	0.00	391.00	0.00	391.00	0.00	S/L	8.0	
33	Folding tables	4/30/95	298.00	0.00	0.00	298.00	0.00	298.00	0.00	S/L	8.0	
34	Laserwriter	9/20/94	1,723.00	0.00	0.00	1,723.00	0.00	1,723.00	0.00	S/L	8.0	
35	Copier	2/29/96	400.00	0.00	0.00	371.00	29.00	400.00	0.00	S/L	8.0	
36	Office equipment	2/29/96	350.00	0.00	0.00	325.25	24.75	350.00	0.00	S/L	8.0	
37	Bodyworks cabinets (4)	3/31/96	800.00	0.00	0.00	733.00	67.00	800.00	0.00	S/L	8.0	
38	Fax machine	6/25/96	404.00	0.00	0.00	359.50	44.50	404.00	0.00	S/L	8.0	
39	Service-wor/d-networking	12/31/96	205.00	0.00	0.00	169.89	25.63	195.52	9.48	S/L	8.0	
40	Telec-phones + install	4/30/97	18,272.00	0.00	0.00	14,275.00	2,284.00	16,559.00	1,713.00	S/L	8.0	
41	Moseleys-paper trimmer	4/30/97	143.00	0.00	0.00	111.64	17.88	129.52	13.48	S/L	8.0	
42	Office Plus-exec chair	6/30/97	139.00	0.00	0.00	104.14	17.38	121.52	17.48	S/L	8.0	

DCOS Discovery Center of Springfield, Inc.  
**Book Asset Detail 8/01/03 - 7/31/04**

FYE. 7/31/2004

Asset #	Property Description	Date In Service	Book Cost	Book Sec 179 Exp c	Book Sal Value	Book Prior Depreciation	Book Current Depreciation	Book End Depr	Book Net Book Value	Book Method	Book Period
<b>Group: Group 21-Furniture &amp; Equip (continued)</b>											
43	Model 5120 Xerox copier	6/30/97	3,198.00	0.00	0.00	2,432.25	399.75	2,832.00	366.00	S/L	8.0
44	Moseleys-office chair	8/31/97	139.00	0.00	0.00	102.14	17.38	119.52	19.48	S/L	8.0
45	NaO Equipment	11/30/97	308.00	0.00	0.00	213.50	37.50	251.00	49.00	S/L	8.0
46	Moseleys-furnishings	12/31/97	351.00	0.00	0.00	243.64	43.88	289.52	61.48	S/L	8.0
47	Kenco-fire extinguishers	1/31/98	160.00	0.00	0.00	110.00	20.00	130.00	30.00	S/L	8.0
48	Moseleys-calculator	1/31/98	99.00	0.00	0.00	67.14	12.38	79.52	19.48	S/L	8.0
49	Sherwin-Williams - ladder	1/31/98	416.00	0.00	0.00	286.00	52.00	338.00	78.00	S/L	8.0
50	ServiceWorld-computers	1/31/98	3,078.00	0.00	0.00	2,116.25	384.75	2,501.00	577.00	S/L	8.0
51	Sams-3 cash registers	1/31/98	509.00	0.00	0.00	350.89	63.63	414.52	94.48	S/L	8.0
52	Office computers (2)	7/31/98	3,229.00	0.00	0.00	2,018.89	403.63	2,422.52	806.48	S/L	8.0
53	Tape backup system-office	7/31/98	328.00	0.00	0.00	205.00	41.00	246.00	82.00	S/L	8.0
54	Computer Equipment	10/30/98	327.00	0.00	0.00	194.64	40.88	235.52	91.48	S/L	8.0
55	SW AV-projector	12/31/98	5,178.00	0.00	0.00	2,965.75	647.25	3,614.00	1,564.00	S/L	8.0
56	MAS90 accg software	8/31/99	2,088.00	0.00	0.00	2,088.00	0.00	2,088.00	0.00	S/L	3.0
57	Desk art	10/31/99	50.00	0.00	0.00	26.42	7.14	33.56	16.44	S/L	7.0
58	Computer/printer-Emily	10/31/99	1,882.00	0.00	0.00	1,882.00	0.00	1,882.00	0.00	S/L	3.0
59	Audio Acoustics-sound sys	12/31/99	540.00	0.00	0.00	241.50	67.50	309.00	231.00	S/L	8.0
60	Office 2000 software	2/29/00	346.00	0.00	0.00	346.00	0.00	346.00	0.00	S/L	3.0
61	Telec-2 new phones	2/29/00	549.00	0.00	0.00	234.89	68.63	303.52	245.48	S/L	8.0
62	Atlas/mation detect/lobby	7/19/00	104.00	0.00	0.00	62.40	20.80	83.20	20.80	S/L	5.0
63	Aironetack-2 tables	7/31/00	277.00	0.00	0.00	118.71	39.57	158.28	118.72	S/L	7.0
120	Multi Cultural	10/25/00	127.00	0.00	0.00	116.41	10.59	127.00	0.00	S/L	3.0
121	Lightening Room	10/31/00	393.00	0.00	0.00	135.10	49.13	184.23	208.77	S/L	8.0
122	Printer	10/31/00	680.00	0.00	0.00	318.75	85.00	318.75	361.25	S/L	8.0
123	Dell Computer	12/31/00	1,812.00	0.00	0.00	585.13	226.50	811.63	1,000.37	S/L	8.0
124	Gift Shop Fixtures	1/31/00	464.00	0.00	0.00	174.00	58.00	232.00	232.00	S/L	8.0
125	Sprinkler head	4/30/01	480.00	0.00	0.00	135.00	60.00	195.00	285.00	S/L	8.0
126	Computer	6/30/01	1,120.00	0.00	0.00	291.67	140.00	431.67	688.33	S/L	8.0
127	Telephone system	7/31/01	8,587.00	0.00	0.00	2,146.76	1,073.38	3,220.14	5,366.86	S/L	8.0
128	Bench	7/31/01	248.00	0.00	0.00	62.00	31.00	93.00	155.00	S/L	8.0
129	5 DELL DIMENSION 4300 PENTI	11/26/01	5,042.00	0.00	0.00	1,050.42	630.25	1,680.67	3,361.33	S/L	8.0
130	HOWSMANS 5 COMPUTER TAB	9/30/01	2,459.00	0.00	0.00	563.53	307.38	870.91	1,588.09	S/L	8.0
131	BEST BUY 17" PHILLIPS FLATS	8/31/01	260.00	0.00	0.00	62.29	32.50	94.79	165.21	S/L	8.0
132	1 DELL INSPIRON 8000 CHRISTI	1/23/02	2,298.00	0.00	0.00	430.88	287.25	718.13	1,579.87	S/L	8.0
133	DELL UPGRADE DESKTOP PO I	2/28/02	1,478.00	0.00	0.00	261.73	164.75	446.48	1,031.52	S/L	8.0
134	MOSELY'S SUP FOR RISERS FO	9/30/01	55.00	0.00	0.00	8.03	4.38	12.41	22.59	S/L	8.0
135	NETWORKS VIRUS SFTW WEB	4/30/02	15,925.00	0.00	0.00	2,488.29	1,990.63	4,478.92	11,446.08	S/L	8.0
136	INTRPID POLYCOM FX VC UN	2/28/02	14,492.00	0.00	0.00	2,566.29	1,811.50	4,377.79	10,114.21	S/L	8.0
137	INTRPID POLYCOM FX VC UN	8/31/01	10,497.00	0.00	0.00	2,514.91	1,312.13	3,827.04	6,669.96	S/L	8.0
138	2 BRETFORD TV CART W/STRA	8/31/01	784.00	0.00	0.00	187.83	98.00	285.83	498.17	S/L	8.0
139	SWAV PORTABLE STAND	1/31/02	99.00	0.00	0.00	18.57	12.38	30.95	68.05	S/L	8.0
140	SWAV SCAN CONVERTOR	1/31/02	298.00	0.00	0.00	55.88	37.25	93.13	204.87	S/L	8.0
141	SWAV COMPUTABLE HIGH SHI	1/31/02	89.00	0.00	0.00	16.69	11.13	27.82	61.18	S/L	8.0
142	SWAV VCR-S-VHS	1/31/02	229.00	0.00	0.00	42.94	28.63	71.57	157.43	S/L	8.0
143	SWAV 5"LCD MONITOR & BRA	1/31/02	464.00	0.00	0.00	87.00	58.00	145.00	319.00	S/L	8.0
144	BEST BUY-CABLE	10/23/01	15.00	0.00	0.00	3.29	1.88	5.17	9.83	S/L	8.0
145	LOWES-ELECTRICAL	1/31/02	56.00	0.00	0.00	10.50	7.00	17.50	38.50	S/L	8.0
146	NETWORKS COMPAQ SERVER	4/19/02	16,280.00	0.00	0.00	2,543.75	2,035.00	4,578.75	11,701.25	S/L	8.0
147	SWAV TEAM BOARD & STAND	1/31/02	2,700.00	0.00	0.00	506.25	337.50	843.75	1,856.25	S/L	8.0

11/09/2004 8:31 AM  
Page 3

DCOS Discovery Center of Springfield, Inc.  
Book Asset Detail 8/01/03 - 7/31/04

FYE: 7/31/2004

Asset #	Property Description	Date In Service	Book Cost	Book Sec 179 Exp c	Book Sal Value	Book Prior Depreciation	Book Current Depreciation	Book End Depr	Book Net Book Value	Book Method	Book Period
<b>Group: Group 21-Furniture &amp; Equip (continued)</b>											
148	SWAY TOSHIBA 1200 ANSI LUN	1/31/02	2,898.00	0.00	0.00	543.38	362.25	905.63	1,992.37	S/L	8.0
149	SWAY ELMO DOCUMENT CAM	1/31/02	2,729.00	0.00	0.00	311.69	341.13	852.82	1,876.18	S/L	8.0
150	DOCUMENT CAMERA UPGRAD	4/19/02	873.00	0.00	0.00	136.41	109.13	245.54	627.46	S/L	8.0
151	DEWITT EXPLORATORY LAB L	4/19/02	13,905.00	0.00	0.00	2,172.66	1,738.13	3,910.79	9,994.21	S/L	8.0
152	GRAINGER EXPLORATORY LAB	6/30/02	1,089.00	0.00	0.00	147.47	136.13	283.60	805.40	S/L	8.0
153	A-1 ELECTRICAL OUTLET INST	4/30/02	750.00	0.00	0.00	117.19	93.75	210.94	539.06	S/L	8.0
154	IOWSMAN 6 FALCON TABLES	5/30/02	4,365.00	0.00	0.00	636.57	545.63	1,182.20	3,182.80	S/L	8.0
155	AMERICAN PRINTER	5/22/02	1,265.00	0.00	0.00	184.48	158.13	342.61	922.39	S/L	8.0
156	DESKS & FILE CABINETS-OFFI	5/30/02	1,536.00	0.00	0.00	224.00	192.00	416.00	1,120.00	S/L	8.0
157	GATEWAY COMPUTER & PRIN	8/31/01	2,170.00	0.00	0.00	519.90	271.25	791.15	1,378.85	S/L	8.0
158	COMMUNICATIONS SOFTWARE	9/27/01	1,015.00	0.00	0.00	232.61	126.88	359.49	655.51	S/L	8.0
159	GLORIA JOHNSON SOFTWARE	9/27/01	318.00	0.00	0.00	72.88	39.75	112.63	205.37	S/L	8.0
160	ERICA PEZOLD-SOFTWARE	9/27/01	378.00	0.00	0.00	86.63	47.25	133.88	244.12	S/L	8.0
161	BEST BUY DIGITAL CAMERA &	9/30/01	2,270.00	0.00	0.00	520.21	283.75	803.96	1,466.04	S/L	8.0
162	BEST BUY PRINTER	10/23/01	30.00	0.00	0.00	6.56	3.75	10.31	19.69	S/L	8.0
163	3 DELL DESK TOP COMPUTERS	10/23/01	4,827.00	0.00	0.00	1,055.91	603.38	1,659.29	3,167.71	S/L	8.0
164	5 DELL DESK TOP COMPUTERS	10/23/01	5,802.00	0.00	0.00	1,269.19	725.25	1,994.44	3,807.56	S/L	8.0
165	NETWORKS SERVER	4/19/02	2,000.00	0.00	0.00	312.50	250.00	562.50	1,437.50	S/L	8.0
166	TELEC TELEPHONE	4/21/02	267.00	0.00	0.00	41.72	33.38	75.10	191.90	S/L	8.0
167	SPFD TECH WEB CAMERA	1/04/02	86.00	0.00	0.00	17.02	10.75	27.77	58.23	S/L	8.0
168	DELL COMPUTER	1/31/02	1,532.00	0.00	0.00	287.25	191.50	478.75	1,053.25	S/L	8.0
169	LOWES-DESK	1/31/02	56.00	0.00	0.00	7.00	7.00	17.50	38.50	S/L	8.0
170	SAMS-MONITOR,RISERS,MISC:	1/31/02	520.00	0.00	0.00	97.50	65.00	162.50	357.50	S/L	8.0
171	A-1 ELEC-EXPLORATORY LAB	2/28/02	205.00	0.00	0.00	36.31	25.63	61.94	143.06	S/L	8.0
172	NETWORKS WEB SERVER	4/19/02	2,382.00	0.00	0.00	372.19	297.75	669.94	1,712.06	S/L	8.0
173	A-1 ELECTRICAL WIRING	4/30/02	986.00	0.00	0.00	154.06	123.25	277.31	708.69	S/L	8.0
174	NETWORKS-SOFTWARE	4/30/02	495.00	0.00	0.00	77.35	61.88	139.23	355.77	S/L	8.0
176	Office partitions	12/01/01	3,309.00	0.00	0.00	689.38	413.63	1,103.01	2,205.99	S/L	8.0
177	Carpet in auditorium & Bdayroom	8/31/01	5,505.00	0.00	0.00	1,318.91	688.13	2,007.04	3,497.96	S/L	8.0
178	Water distiller	1/10/02	422.00	0.00	0.00	83.52	52.75	136.27	285.73	S/L	8.0
179	Xerox copier	8/14/01	5,695.00	0.00	0.00	1,423.76	711.88	2,135.64	3,559.36	S/L	8.0
194	Donor software	9/30/02	9,588.00	0.00	0.00	998.75	1,198.50	2,197.25	7,390.75	S/L	8.0
195	Freezer	7/22/03	267.00	0.00	0.00	0.00	31.38	33.38	233.62	S/L	8.0
196	Tables	7/29/03	8,846.00	0.00	0.00	0.00	1,105.75	1,105.75	7,740.25	S/L	8.0
197	2 desks	8/22/02	590.00	0.00	0.00	67.60	73.75	141.35	448.65	S/L	8.0
198	4 dell computers	9/11/02	4,180.00	0.00	0.00	766.33	836.00	1,602.33	2,577.67	S/L	8.0
199	mobile computer station	11/12/02	500.00	0.00	0.00	46.88	62.50	109.38	390.62	S/L	8.0
200	Printer	1/31/03	235.00	0.00	0.00	23.50	47.00	70.50	164.50	S/L	8.0
202	Immersion cinema equipment	10/15/03	53,118.00	0.00c	0.00	0.00	5,533.13	5,533.13	47,584.87	S/L	8.0
203	Explorecr PC/Equip	1/31/04	23,986.00	0.00c	0.00	0.00	1,499.13	1,499.13	22,486.87	S/L	8.0
<b>Group 21-Furniture &amp; Equip</b>			<b>308,432.00</b>	<b>0.00c</b>	<b>0.00</b>	<b>71,490.09</b>	<b>34,898.16</b>	<b>106,388.25</b>	<b>202,043.75</b>		
<b>Group: Group 61-Exhibits</b>											
64	Initial exhibits	4/16/92	58,015.00	0.00	0.00	58,015.00	0.00	58,015.00	0.00	S/L	8.0
65	Jason Audio/Visual Equip.	1/15/93	136,055.00	0.00	0.00	136,055.00	0.00	136,055.00	0.00	S/L	8.0
66	Chips & change exhibit	1/15/93	6,500.00	0.00	0.00	6,500.00	0.00	6,500.00	0.00	S/L	8.0
67	Ozark Fighting Back video	6/10/93	995.00	0.00	0.00	995.00	0.00	995.00	0.00	S/L	8.0

DCOS Discovery Center of Springfield, Inc.  
Book Asset Detail 8/01/03 - 7/31/04

FYE: 7/31/2004

Asset	Property Description	Date In Service	Book Cost	Book Sec 179 Exp c	Book Sal Value	Book Prior Depreciation	Book Current Depreciation	Book End Depr	Book Net Value	Book Method	Book Period
<b>Group: Group 61-Exhibits (continued)</b>											
68	RCHT-laser disk player	11/03/93	2,163.00	0.00	0.00	2,163.00	0.00	2,163.00	0.00	S/L	8.0
69	Jason Proj V Platform	2/28/94	11,675.00	0.00	0.00	11,675.00	0.00	11,675.00	0.00	S/L	8.0
70	Disc Club for girls exh.	3/20/94	10,181.00	0.00	0.00	10,181.00	0.00	10,181.00	0.00	S/L	8.0
71	Fixtures	2/28/95	546.00	0.00	0.00	546.00	0.00	546.00	0.00	S/L	8.0
72	St. Louis Zoo exhibit	4/30/95	5,500.00	0.00	0.00	5,500.00	0.00	5,500.00	0.00	S/L	8.0
73	Jason upgrade	5/31/95	8,475.00	0.00	0.00	8,475.00	0.00	8,475.00	0.00	S/L	8.0
74	Cumberland-Paleo exhibit	12/31/96	1,000.00	0.00	0.00	823.00	125.00	948.00	52.00	S/L	8.0
75	SveWrd-cpts Disc. Town	2/28/98	11,842.00	0.00	0.00	11,842.00	0.00	11,842.00	0.00	S/L	5.0
76	Innovations-Disc. Town	2/28/98	165,310.00	0.00	0.00	44,772.50	8,265.50	53,038.00	112,272.00	S/L	20.0
77	Gingko-Disc. Town design	2/28/98	32,377.00	0.00	0.00	8,769.55	1,618.85	10,388.40	21,988.60	S/L	20.0
78	Fed Protect-DT ATM	2/28/98	10,000.00	0.00	0.00	6,771.00	1,250.00	8,021.00	1,979.00	S/L	8.0
79	Graphic Impact-Disc Town	2/28/98	5,875.00	0.00	0.00	1,591.25	293.75	1,885.00	3,990.00	S/L	20.0
80	Grooms-Disc Town furn.	2/28/98	6,803.00	0.00	0.00	4,603.14	850.38	5,455.52	1,347.48	S/L	8.0
81	Disc Town props/misc	2/28/98	2,649.00	0.00	0.00	1,793.39	331.13	2,124.52	524.48	S/L	8.0
82	Hubbles-Paleo upgrade	2/28/98	839.00	0.00	0.00	568.64	104.88	673.52	165.48	S/L	8.0
83	SW A/V-Bodyworks equip.	2/28/98	64,089.00	0.00	0.00	43,393.39	8,011.13	51,404.52	12,684.48	S/L	8.0
84	Pentecost/Moore-B/W arch.	2/28/98	7,319.00	0.00	0.00	1,981.85	365.95	2,347.80	4,971.20	S/L	20.0
85	Planets display case	2/28/98	1,000.00	0.00	0.00	677.00	125.00	802.00	198.00	S/L	8.0
86	Chase-Energy Works	2/28/98	112,000.00	0.00	0.00	75,833.00	14,000.00	89,833.00	22,167.00	S/L	8.0
87	Casey-Traffic Control	2/28/98	6,993.00	0.00	0.00	1,894.95	349.65	2,244.60	4,748.40	S/L	20.0
88	Traffic Control constr.	2/28/98	9,022.00	0.00	0.00	2,463.30	451.10	2,894.40	6,127.60	S/L	20.0
89	COSI-Whisper/Cap Shadows	2/28/98	11,910.00	0.00	0.00	8,064.25	1,488.75	9,553.00	2,357.00	S/L	8.0
90	Woodman-Kiosks	2/28/98	1,250.00	0.00	0.00	843.75	156.25	1,002.00	248.00	S/L	8.0
91	Rock Stream-ball machine	2/28/98	9,245.00	0.00	0.00	6,260.89	1,155.63	7,416.52	1,828.48	S/L	8.0
92	Innovations-magnetic bds.	9/30/98	1,720.00	0.00	0.00	1,039.00	215.00	1,254.00	466.00	S/L	8.0
93	Prestige-kalidoscope	1/31/99	415.00	0.00	0.00	233.64	51.88	285.52	129.48	S/L	8.0
94	Inkjet Printer-news ofc.	2/28/99	304.00	0.00	0.00	168.00	38.00	206.00	98.00	S/L	8.0
95	funov -Eye Spy divrpant.	6/30/99	20,000.00	0.00	0.00	10,000.00	2,500.00	12,500.00	7,500.00	S/L	8.0
96	funov in Art-Eye Spy	9/30/99	13,293.00	0.00	0.00	6,369.89	1,661.63	8,031.52	5,261.48	S/L	8.0
97	Wonderland play station	9/30/99	1,820.00	0.00	0.00	872.50	227.50	1,100.00	720.00	S/L	8.0
98	Newspaper-printer	11/30/99	170.00	0.00	0.00	123.00	34.00	159.00	11.00	S/L	5.0
99	Stream Table	11/30/99	958.00	0.00	0.00	439.23	119.75	559.00	399.00	S/L	8.0
100	Wentzscopes	1/31/00	4,094.00	0.00	0.00	1,791.25	511.75	2,303.00	1,791.00	S/L	8.0
101	Hoffman Design-heartpump	1/31/00	8,500.00	0.00	0.00	3,718.50	1,062.50	4,781.00	3,719.00	S/L	8.0
102	Microscopes/fume hood/etc	5/31/00	2,183.00	0.00	0.00	863.64	272.88	1,136.52	1,046.48	S/L	8.0
103	Chi-Mo - China exhibit	6/30/00	4,500.00	0.00	0.00	1,734.50	562.50	2,297.00	2,203.00	S/L	8.0
104	Tesla posters	6/30/00	155.00	0.00	0.00	60.14	19.38	79.52	75.48	S/L	8.0
105	Hoffman-high island	6/30/00	4,390.00	0.00	0.00	1,692.25	548.75	2,241.00	2,149.00	S/L	8.0
106	Exploratory lab sign	8/31/00	2,085.00	0.00	0.00	760.17	260.63	1,020.80	1,064.20	S/L	8.0
107	Landfill kit with case-visual	9/30/00	1,837.00	0.00	0.00	650.61	229.63	880.24	956.76	S/L	8.0
108	lightening room	10/25/00	1,130.00	0.00	0.00	388.44	141.25	529.69	600.31	S/L	8.0
109	Mechanical advantage board	10/31/00	750.00	0.00	0.00	237.81	93.75	351.56	398.44	S/L	8.0
110	Bubble machine	12/31/00	2,574.00	0.00	0.00	831.19	321.75	1,152.94	1,421.06	S/L	8.0
111	Exhibit recognition	4/30/01	248.00	0.00	0.00	69.75	31.00	100.75	147.25	S/L	8.0
112	Hand	4/30/01	1,250.00	0.00	0.00	351.56	156.25	507.81	742.19	S/L	8.0
113	Printer	5/29/01	155.00	0.00	0.00	41.99	19.38	61.37	93.63	S/L	8.0
114	Ear/body works	5/31/01	7,385.00	0.00	0.00	2,000.11	923.13	2,923.24	4,461.76	S/L	8.0
115	Afterschool	6/15/01	513.00	0.00	0.00	138.95	64.13	203.08	309.92	S/L	8.0
116	Watershed	6/30/01	192,181.00	0.00	0.00	20,018.85	9,609.05	29,627.90	162,553.10	S/L	20.0

DCOS Discovery Center of Springfield, Inc.  
 11/09/2004 8:31 AM  
 Page 5

**Book Asset Detail 8/01/03 - 7/31/04**

FYE: 7/31/2004

Asset #	Property Description	Date In Service	Book Cost	Book Sec 179 Exp c	Book Sal Value	Book Prior Depreciation	Book Current Depreciation	Book End Depr.	Book Net Book Value	Book Method	Book Period	
<b>Group: Group 61-Exhibits (continued)</b>												
117	Plasma ball	6/22/01	950.00	0.00	0.00	247.40	118.75	366.15	583.85	S/L	8.0	
118	Mulif Cultural	6/22/01	35.00	0.00	0.00	24.31	10.69	35.00	0.00	S/L	3.0	
119	Pisces	7/31/01	20,070.00	0.00	0.00	5,017.50	2,508.75	7,526.25	12,543.75	S/L	8.0	
181	Hands exhibit	2/28/02	5,400.00	0.00	0.00	956.25	675.00	1,631.25	3,768.75	S/L	8.0	
182	Germes	1/01/02	1,403.00	0.00	0.00	277.68	175.38	453.06	949.94	S/L	8.0	
183	Senses	2/28/02	100.00	0.00	0.00	17.71	12.50	30.21	69.79	S/L	8.0	
184	Brain	2/28/02	7,978.00	0.00	0.00	1,412.77	997.25	2,410.02	5,567.98	S/L	8.0	
185	Watershed	8/14/01	2,355.00	0.00	0.00	588.76	294.38	883.14	1,471.86	S/L	8.0	
186	Giant Ear	8/31/01	5,545.00	0.00	0.00	1,328.49	693.13	2,021.62	3,523.38	S/L	8.0	
187	Plasma Globe	17/01/01	985.00	0.00	0.00	205.21	123.13	328.34	656.66	S/L	8.0	
188	Tessla Coil	12/31/01	497.00	0.00	0.00	98.37	62.13	160.50	336.50	S/L	8.0	
189	Big mouth	3/31/02	500.00	0.00	0.00	83.33	62.50	145.83	354.17	S/L	8.0	
190	Paloo Lab	10/22/01	1,443.00	0.00	0.00	315.66	180.38	496.04	946.96	S/L	8.0	
191	Emerson Studio	7/31/03	315,169.00	0.00	0.00	0.00	15,758.45	15,758.45	299,410.55	S/L	20.0	
192	Little Tykes computers	6/30/03	2,185.00	0.00	0.00	36.42	437.00	473.42	1,711.58	S/L	5.0	
191	Excavation Station	7/31/03	176.00	0.00	0.00	0.00	88.00	88.00	88.00	S/L	2.0	
201	Wonderland learning tables	8/12/02	632.00	0.00	0.00	79.00	79.00	158.00	474.00	S/L	8.0	
204	Lythophone	11/20/03	20,153.00	0.00c	0.00	0.00	1,679.42	1,679.42	18,473.58	S/L	8.0	
			<b>Group 61-Exhibits</b>	<b>0.00c</b>	<b>0.00</b>	<b>528,341.70</b>	<b>82,574.26</b>	<b>610,915.96</b>	<b>746,898.04</b>			
			<b>Grand Total</b>	<b>0.00c</b>	<b>0.00</b>	<b>1,079,856.20</b>	<b>180,613.05</b>	<b>1,260,469.25</b>	<b>2,916,862.75</b>			

### Book Current Year Additions

FYE: 7/31/2004

<u>Asset</u>	<u>Property Description</u>	<u>Date In Service</u>	<u>Book Cost</u>
<b>Group: Group 21-Furniture &amp; Equi</b>			
202	Immersion cinema equipment	10/15/03	53,118.00
203	Exploreer POS/Equip	1/31/04	23,986.00
	<b>Group 21-Furniture &amp; Equi</b>		<u>77,104.00</u>
<b>Group: Group 61-Exhibits</b>			
204	Lythophone	11/20/03	20,153.00
	<b>Group 61-Exhibits</b>		<u>20,153.00</u>
	<b>Grand Total</b>		<u>97,257.00</u>

# Application for Extension of Time to File an Exempt Organization Return

Department of the Treasury  
Internal Revenue Service

▶ File a separate application for each return.

- If you are filing for an **Automatic 3-Month Extension**, complete only **Part I** and check this box.
- If you are filing for an **Additional (not automatic) 3-Month Extension**, complete only **Part II** (on page 2 of this form).

**Note: Do not complete Part II unless you have already been granted an automatic 3-month extension on a previously filed Form 8868.**

**Part I Automatic 3-Month Extension of Time** — Only submit original (no copies needed)

**Note: Form 990-T corporations requesting an automatic 6-month extension — check this box and complete Part I only.**

All other corporations (including Form 990-C filers) must use Form 7004 to request an extension of time to file income tax returns. Partnerships, REMICs and trusts must use Form 8736 to request an extension of time to file Form 1065, 1066, or 1041

Type or print File by the due date for filing your return. See instructions.	Name of Exempt Organization		Employer identification number
	DISCOVERY CENTER OF SPRINGFIELD, INC		43-1568214
	Number, street, and room or suite number If a P.O. box, see instructions		
	438 E ST LOUIS		state ZIP code
City, town or post office For a foreign address, see instructions.			
SPRINGFIELD, MO 65806			

Check type of return to be filed (file a separate application for each return):

- |  |  |                                    |
|--|--|------------------------------------|
| <input checked="" type="checkbox"/> Form 990 | <input type="checkbox"/> Form 990-T (corporation)                    | <input type="checkbox"/> Form 4720 |
| <input type="checkbox"/> Form 990-BL         | <input type="checkbox"/> Form 990-T (Section 401(a) or 408(a) trust) | <input type="checkbox"/> Form 5227 |
| <input type="checkbox"/> Form 990-EZ         | <input type="checkbox"/> Form 990-T (trust other than above)         | <input type="checkbox"/> Form 6069 |
| <input type="checkbox"/> Form 990-PF         | <input type="checkbox"/> Form 1041-A                                 | <input type="checkbox"/> Form 8870 |

- If the organization does **not** have an office or place of business in the United States, check this box.
- If this is for a **Group Return**, enter the organization's four digit Group Exemption Number (GEN) \_\_\_\_\_. If this is for the **whole** group, check this box. . If it is for part of the group, check this box.  and attach a list with the names and EINs of all members the extension will cover.

1 I request an automatic 3-month (6-month, for **990-T corporation**) extension of time until 3/15, 20 05, to file the exempt organization return for the organization named above. The extension is for the organization's return for:

▶  calendar year 20 \_\_\_\_ or

▶  tax year beginning 8/01, 20 03, and ending 7/31, 20 04.

2 If this tax year is for less than 12 months, check reason:  Initial return  Final return  Change in accounting period


3a If this application is for Form 990-BL, 990-PF, 990-T, 4720, or 6069, enter the tentative tax, less any nonrefundable credits. See instructions. \$ \_\_\_\_\_ 0.

b If this application is for Form 990-PF or 990-T, enter any refundable credits and estimated tax payments made. Include any prior year overpayment allowed as a credit. \$ \_\_\_\_\_ 0.

c **Balance Due.** Subtract line 3b from line 3a. Include your payment with this form, or, if required, deposit with FTD coupon or, if required, by using EFTPS (Electronic Federal Tax Payment System). See instructions. \$ \_\_\_\_\_ 0.

**Signature and Verification**

Under penalties of perjury, I declare that I have examined this return, including accompanying schedules and statements, and to the best of my knowledge and belief, it is true, correct, and complete, and that I am authorized to prepare this form.

Signature  Title ▶ CPA Date ▶ 12-10-04

BAA For Paperwork Reduction Act Notice, see instructions.