

Return of Organization Exempt from Income Tax

2002

Under section 501(c), 527, or 4947(a)(1) of the Internal Revenue Code (except black lung benefit trust or private foundation)

Open to Public Inspection

Department of the Treasury Internal Revenue Service

The organization may have to use a copy of this return to satisfy state reporting requirements

A For the 2002 calendar year, or tax year beginning 7/01, 2002, and ending 6/30, 2003

B Check if applicable: Address change, Name change, Initial return, Final return, Amended return, Application pending. D Employer Identification Number: 94-2221849. E Telephone number: 408-243-0222. F Accounting method: Cash, Accrual, Other (specify).

Section 501(c)(3) organizations and 4947(a)(1) nonexempt charitable trusts must attach a completed Schedule A (Form 990 or 990-EZ)

G Web site WWW BILLWILSONCENTER.ORG

J Organization type (check only one): 501(c) 3 (insert no), 4947(a)(1) or 527

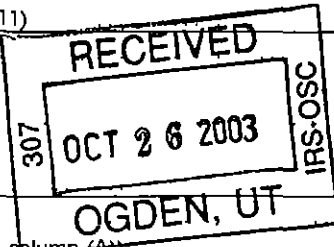
K Check here if the organization's gross receipts are normally not more than \$25,000. The organization need not file a return with the IRS, but if the organization received a Form 990 Package in the mail, it should file a return without financial data. Some states require a complete return.

L Gross receipts Add lines 6b, 8b, 9b, and 10b to line 12 5,746,947.

Part I Revenue, Expenses, and Changes in Net Assets or Fund Balances (See Instructions)

SCANNED OCT 28 03

Table with 21 rows and multiple columns. Rows include: 1 Contributions, gifts, grants, and similar amounts received; 2 Program service revenue; 3 Membership dues and assessments; 4 Interest on savings and temporary cash investments; 5 Dividends and interest from securities; 6a Gross rents; 6b Less rental expenses; 6c Net rental income; 7 Other investment income; 8a Gross amount from sales of assets other than inventory; 8b Less cost or other basis and sales expenses; 8c Gain or (loss); 8d Net gain or (loss); 9 Special events and activities; 9a Gross revenue; 9b Less direct expenses; 9c Net income; 10a Gross sales of inventory; 10b Less cost of goods sold; 10c Gross profit; 11 Other revenue; 12 Total revenue; 13 Program services; 14 Management and general; 15 Fundraising; 16 Payments to affiliates; 17 Total expenses; 18 Excess or (deficit); 19 Net assets or fund balances at beginning of year; 20 Other changes in net assets; 21 Net assets or fund balances at end of year.



12

Part II Statement of Functional Expenses All organizations must complete column (A) Columns (B), (C), and (D) are required for section 501(c)(3) and (4) organizations and section 4947(a)(1) nonexempt charitable trusts but optional for others

Do not include amounts reported on line 6b, 8b, 9b, 10b, or 16 of Part I		(A) Total	(B) Program services	(C) Management and general	(D) Fundraising
22 Grants and allocations (att sch) (cash \$ _____ non cash \$ _____)	22				
23 Specific assistance to individuals (att sch)	23				
24 Benefits paid to or for members (att sch)	24				
25 Compensation of officers, directors, etc	25				
26 Other salaries and wages	26	3,166,356.	2,981,253	161,529.	23,574.
27 Pension plan contributions	27	123,962.	116,979	6,125	858
28 Other employee benefits	28	352,864	332,943	17,433	2,488
29 Payroll taxes	29	253,054	241,689	9,287	2,078.
30 Professional fundraising fees	30				
31 Accounting fees	31				
32 Legal fees	32				
33 Supplies	33	172,513.	170,950	1,276.	287
34 Telephone	34	52,455.	48,886	3,231	338
35 Postage and shipping	35	8,571	7,361.	706	504.
36 Occupancy	36	156,166	146,871	9,295	
37 Equipment rental and maintenance	37	122,291.	106,258	15,215.	818
38 Printing and publications	38	47,876	47,061	584	231.
39 Travel	39	46,283	43,208.	2,820	255.
40 Conferences, conventions, and meetings	40	1,852	1,620	40	192
41 Interest	41	818		818.	
42 Depreciation, depletion, etc (attach schedule)	42	132,939	91,266	41,673	
43 Other expenses not covered above (itemize)					
a SEE STATEMENT 3	43a	779,154	735,864	41,203.	2,087.
b -----	43b				
c -----	43c				
d -----	43d				
e -----	43e				
44 Total functional expenses (add lines 22 - 43) Organizations completing columns (B) (D), carry these totals to lines 13 15	44	5,417,154	5,072,209	311,235	33,710

Joint Costs Check if you are following SOP 98-2
 Are any joint costs from a combined educational campaign and fundraising solicitation reported in (B) Program services? Yes No
 If 'Yes,' enter (i) the aggregate amount of these joint costs \$ _____, (ii) the amount allocated to program services \$ _____, (iii) the amount allocated to management and general \$ _____, and (iv) the amount allocated to fundraising \$ _____

Part III Statement of Program Service Accomplishments

What is the organization's primary exempt purpose? SEE STATEMENT 4	Program Service Expenses (Required for 501(c)(3) and (4) organizations and 4947(a)(1) trusts, but optional for others)
a <u>ADULT & FAMILY SERVICE - PROVIDES COUNSELING TO INDIVIDUALS & FAMILIES.</u> ----- (Grants and allocations \$ _____)	373,970
b <u>CHILDREN & YOUTH DEVELOPMENT - PROVIDES HOUSING, COUNSELING & EDUCATION TO CHILDREN & YOUTHS</u> ----- (Grants and allocations \$ _____)	4,493,156
c <u>HOMELESS/EMERGENCY ASSISTANCE AND EMPLOYMENT PROVIDES ASSISTANCE TO HOMELESS PERSONS AND PERSONS WHO HAVE EXPERIENCED AN EMERGENCY</u> ----- (Grants and allocations \$ _____)	205,083
d ----- ----- (Grants and allocations \$ _____)	
e Other program services (Grants and allocations \$ _____)	
f Total of Program Service Expenses (should equal line 44, column (B), program services)	5,072,209

Part IV Balance Sheets (See Instructions)

Note: Where required, attached schedules and amounts within the description column should be for end-of-year amounts only

		(A) Beginning of year		(B) End of year
ASSETS	45 Cash – non-interest-bearing		45	
	46 Savings and temporary cash investments	293,382	46	865,556
	47a Accounts receivable	47a 1,508.		
	b Less allowance for doubtful accounts	47b	47c	1,508.
	48a Pledges receivable	48a 113,785		
	b Less allowance for doubtful accounts	48b	48c	113,785.
	49 Grants receivable		49	605,802.
	50 Receivables from officers, directors, trustees, and key employees (attach schedule)		50	
	51a Other notes & loans receivable (attach sch)	51a		
	b Less allowance for doubtful accounts	51b 30,496.	51c	-30,496.
	52 Inventories for sale or use		52	
	53 Prepaid expenses and deferred charges		53	77,266.
	54 Investments – securities (attach schedule)	<input type="checkbox"/> Cost <input type="checkbox"/> FMV	54	
	55a Investments – land, buildings, & equipment basis	55a		
	b Less accumulated depreciation (attach schedule)	55b	55c	
	56 Investments – other (attach schedule)		56	525,094
	57a Land, buildings, and equipment basis	57a 5,857,213		
	b Less accumulated depreciation (attach schedule)	57b 1,021,185.	57c	4,836,028
	58 Other assets (describe <input type="checkbox"/> SEE STATEMENT 5 <input type="checkbox"/> STATEMENT 6)		58	22,242.
59 Total assets (add lines 45 through 58) (must equal line 74)		59	7,016,785	
LIABILITIES	60 Accounts payable and accrued expenses	463,481	60	576,229.
	61 Grants payable	105,000.	61	66,667
	62 Deferred revenue	19,136	62	13,619
	63 Loans from officers, directors, trustees, and key employees (attach schedule)		63	
	64a Tax-exempt bond liabilities (attach schedule)		64a	
	b Mortgages and other notes payable (attach schedule)	120,640.	64b	11,794.
	65 Other liabilities (describe <input type="checkbox"/>)		65	
	66 Total liabilities (add lines 60 through 65)	708,257.	66	668,309
NET ASSETS OR FUND BALANCES	Organizations that follow SFAS 117, check here <input checked="" type="checkbox"/> and complete lines 67 through 69 and lines 73 and 74			
	67 Unrestricted	1,956,555.	67	2,035,073.
	68 Temporarily restricted	879,259.	68	879,324
	69 Permanently restricted	3,510,180.	69	3,434,079.
	Organizations that do not follow SFAS 117, check here <input type="checkbox"/> and complete lines 70 through 74			
	70 Capital stock, trust principal, or current funds		70	
	71 Paid-in or capital surplus, or land, building, and equipment fund		71	
	72 Retained earnings, endowment, accumulated income, or other funds		72	
	73 Total net assets or fund balances (add lines 67 through 69 or lines 70 through 72, column (A) must equal line 19, column (B) must equal line 21)	6,345,994	73	6,348,476
	74 Total liabilities and net assets/fund balances (add lines 66 and 73)	7,054,251.	74	7,016,785

Form 990 is available for public inspection and, for some people, serves as the primary or sole source of information about a particular organization. How the public perceives an organization in such cases may be determined by the information presented on its return. Therefore, please make sure the return is complete and accurate and fully describes, in Part III, the organization's programs and accomplishments.

BAA

Part IV-A Reconciliation of Revenue per Audited Financial Statements with Revenue per Return (See instructions)	
a Total revenue, gains, and other support per audited financial statements	a 5,419,636
b Amounts included on line a but not on line 12, Form 990	
(1) Net unrealized gains on investments \$	
(2) Donated services and use of facilities \$	
(3) Recoveries of prior year grants \$	
(4) Other (specify)	
----- \$	
Add amounts on lines (1) through (4)	b
c Line a minus line b	c 5,419,636.
d Amounts included on line 12, Form 990 but not on line a'	
(1) Investment expenses not included on line 6b, Form 990 \$	
(2) Other (specify)	
----- \$	
Add amounts on lines (1) and (2)	d
e Total revenue per line 12, Form 990 (line c plus line d)	e 5,419,636.

Part IV-B Reconciliation of Expenses per Audited Financial Statements with Expenses per Return	
a Total expenses and losses per audited financial statements	a 5,417,154
b Amounts included on line a but not on line 17, Form 990	
(1) Donated services and use of facilities \$	
(2) Prior year adjustments reported on line 20, Form 990 \$	
(3) Losses reported on line 20, Form 990 \$	
(4) Other (specify)	
----- \$	
Add amounts on lines (1) through (4)	b
c Line a minus line b	c 5,417,154.
d Amounts included on line 17, Form 990 but not on line a'	
(1) Investment expenses not included on line 6b, Form 990 \$	
(2) Other (specify)	
----- \$	
Add amounts on lines (1) and (2)	d
e Total expenses per line 17, Form 990 (line c plus line d)	e 5,417,154.

Part V List of Officers, Directors, Trustees, and Key Employees (List each one even if not compensated, see instructions)

(A) Name and address	(B) Title and average hours per week devoted to position	(C) Compensation (if not paid, enter -0-)	(D) Contributions to employee benefit plans and deferred compensation	(E) Expense account and other allowances
SEE STATEMENT 7				
-----		0	0	0

75 Did any officer, director, trustee, or key employee receive aggregate compensation of more than \$100,000 from your organization and all related organizations, of which more than \$10,000 was provided by the related organizations? Yes No
 If 'Yes,' attach schedule - see instructions

Part VI Other Information (See instructions)

	Yes	No
76 Did the organization engage in any activity not previously reported to the IRS? If 'Yes,' attach a detailed description of each activity		X
77 Were any changes made in the organizing or governing documents but not reported to the IRS? If 'Yes,' attach a conformed copy of the changes		X
78a Did the organization have unrelated business gross income of \$1,000 or more during the year covered by this return?		X
b If Yes, has it filed a tax return on Form 990-T for this year?	N/A	
79 Was there a liquidation, dissolution, termination, or substantial contraction during the year? If 'Yes,' attach a statement		X
80a Is the organization related (other than by association with a statewide or nationwide organization) through common membership, governing bodies, trustees, officers, etc., to any other exempt or nonexempt organization?		X
b If 'Yes,' enter the name of the organization <u>N/A</u> and check whether it is <input type="checkbox"/> exempt or <input type="checkbox"/> nonexempt		
81a Enter direct or indirect political expenditures. See line 81 instructions	81a	0
b Did the organization file Form 1120-POL for this year?	81b	X
82a Did the organization receive donated services or the use of materials, equipment, or facilities at no charge or at substantially less than fair rental value?	82a	X
b If 'Yes,' you may indicate the value of these items here. Do not include this amount as revenue in Part I or as an expense in Part II. (See instructions in Part III)	82b	N/A
83a Did the organization comply with the public inspection requirements for returns and exemption applications?	83a	X
b Did the organization comply with the disclosure requirements relating to quid pro quo contributions?	83b	X
84a Did the organization solicit any contributions or gifts that were not tax deductible?	84a	X
b If 'Yes,' did the organization include with every solicitation an express statement that such contributions or gifts were not tax deductible?	84b	N/A
85 501(c)(4), (5), or (6) organizations a Were substantially all dues nondeductible by members?	85a	N/A
b Did the organization make only in-house lobbying expenditures of \$2,000 or less? If 'Yes' was answered to either 85a or 85b, do not complete 85c through 85h below unless the organization received a waiver for proxy tax owed for the prior year	85b	N/A
c Dues, assessments, and similar amounts from members	85c	N/A
d Section 162(e) lobbying and political expenditures	85d	N/A
e Aggregate nondeductible amount of section 6033(e)(1)(A) dues notices	85e	N/A
f Taxable amount of lobbying and political expenditures (line 85d less 85e)	85f	N/A
g Does the organization elect to pay the section 6033(e) tax on the amount on line 85f?	85g	N/A
h If section 6033(e)(1)(A) dues notices were sent, does the organization agree to add the amount on line 85f to its reasonable estimate of dues allocable to nondeductible lobbying and political expenditures for the following tax year?	85h	N/A
86 501(c)(7) organizations Enter a Initiation fees and capital contributions included on line 12	86a	N/A
b Gross receipts, included on line 12, for public use of club facilities	86b	N/A
87 501(c)(12) organizations Enter a Gross income from members or shareholders	87a	N/A
b Gross income from other sources (Do not net amounts due or paid to other sources against amounts due or received from them)	87b	N/A
88 At any time during the year, did the organization own a 50% or greater interest in a taxable corporation or partnership, or an entity disregarded as separate from the organization under Regulations sections 301.7701-2 and 301.7701-3? If 'Yes,' complete Part IX	88	X
89a 501(c)(3) organizations Enter Amount of tax imposed on the organization during the year under section 4911 <u>0</u> , section 4912 <u>0</u> , section 4955 <u>0</u> .		
b 501(c)(3) and 501(c)(4) organizations Did the organization engage in any section 4958 excess benefit transaction during the year or did it become aware of an excess benefit transaction from a prior year? If 'Yes,' attach a statement explaining each transaction	89b	X
c Enter Amount of tax imposed on the organization managers or disqualified persons during the year under sections 4912, 4955, and 4958		0.
d Enter Amount of tax on line 89c, above, reimbursed by the organization		0.
90a List the states with which a copy of this return is filed <u>CALIFORNIA</u>		
b Number of employees employed in the pay period that includes March 12, 2002 (See instructions)	90b	95
91 The books are in care of <u>BILL WILSON CENTER</u> Telephone number <u>408-243-0222</u> Located at <u>3490 THE ALAMEDA, SANTA CLARA, CA</u> ZIP + 4 <u>95050</u>		
92 Section 4947(a)(1) nonexempt charitable trusts filing Form 990 in lieu of Form 1041 - Check here and enter the amount of tax-exempt interest received or accrued during the tax year <u>92</u>		N/A <input type="checkbox"/>

Part VII Analysis of Income-Producing Activities (See instructions)

	Unrelated business income		Excluded by section 512, 513, or 514		(E) Related or exempt function income
	(A) Business code	(B) Amount	(C) Exclusion code	(D) Amount	
93 Program service revenue					
a PROGRAM SERVICE FEES					86,608.
b					
c					
d					
e					
f Medicare/Medicaid payments					
g Fees & contracts from government agencies					
94 Membership dues and assessments					
95 Interest on savings & temporary cash invmnts			14	18,333	
96 Dividends & interest from securities			18	4,998.	
97 Net rental income or (loss) from real estate					
a debt-financed property					
b not debt-financed property					106,421.
98 Net rental income or (loss) from pers prop					
99 Other investment income					
100 Gain or (loss) from sales of assets other than inventory					-828
101 Net income or (loss) from special events			1	28,501	
102 Gross profit or (loss) from sales of inventory					
103 Other revenue a					
b MISCELLANEOUS INCOME					10,886.
c UNREALIZED GAIN ON IN			18	10,883.	
d					
e					
104 Subtotal (add columns (B), (D), and (E))				62,715.	203,087.
105 Total (add line 104, columns (B), (D), and (E))					265,802.

Note: Line 105 plus line 1d, Part I, should equal the amount on line 12, Part I

Part VIII Relationship of Activities to the Accomplishment of Exempt Purposes (See instructions)

Line No	Explain how each activity for which income is reported in column (E) of Part VII contributed importantly to the accomplishment of the organization's exempt purposes (other than by providing funds for such purposes)
1	SEE STATEMENT 8


Part IX Information Regarding Taxable Subsidiaries and Disregarded Entities (See instructions)

(A) Name, address, and EIN of corporation, partnership, or disregarded entity	(B) Percentage of ownership interest	(C) Nature of activities	(D) Total income	(E) End-of-year assets
N/A	%			
	%			
	%			
	%			

Part X Information Regarding Transfers Associated with Personal Benefit Contracts (See instructions)

- a Did the organization, during the year, receive any funds, directly or indirectly, to pay premiums on a personal benefit contract? Yes No
- b Did the organization, during the year, pay premiums, directly or indirectly, on a personal benefit contract? Yes No

Note: If 'Yes' to (b), file Form 8870 and Form 4720 (see instructions)

Please Sign  Under penalties of perjury, I declare that I have examined this return, including accompanying schedules and statements, and to the best of my knowledge and belief, it is true, correct, and complete. Declaration of preparer (other than officer) is based on all information of which preparer has any knowledge.

Date 10-23-03

Date 9/28/03 Check if self Preparer's SSN or PTIN (see General Instruction W) 000072252

SCHEDULE A
(Form 990 or 990-EZ)

**Organization Exempt Under
Section 501(c)(3)**

OMB No 1545 0047

(Except Private Foundation) and Section 501(e), 501(f), 501(k),
501(n), or Section 4947(a)(1) Nonexempt Charitable Trust

2002

Department of the Treasury
Internal Revenue Service

Supplementary Information — (See separate instructions)

▶ **MUST be completed by the above organizations and attached to their Form 990 or 990-EZ**

Name of the organization

BILL WILSON CENTER

Employer identification number

94-2221849

Part I Compensation of the Five Highest Paid Employees Other Than Officers, Directors, and Trustees

(See instructions List each one If there are none, enter 'None')

(a) Name and address of each employee paid more than \$50,000	(b) Title and average hours per week devoted to position	(c) Compensation	(d) Contributions to employee benefit plans and deferred compensation	(e) Expense account and other allowances
S. HARLAN ----- 3490 THE ALAMEDA, SANTA CLARA	EXEC DIRECTOR FULL-TIME	105,174.	5,259	1,200
D. PELL ----- 3490 THE ALAMEDA, SANTA CLARA	PROG DIRECTOR FULL-TIME	73,500.	3,675	0.
K KOACH ----- 3490 THE ALAMEDA, SANTA CLARA	DIR OF ADMIN FULL-TIME	72,450.	3,623.	0.
J. WHITTIER ----- 3490 THE ALAMEDA, SANTA CL	DIR OF COMM. DV FULL-TIME	72,491	3,625	0.
LORRAINE FLORES ----- 3490 THE ALAMEDA, SANTA CL	ASSOCIATE DIR FULL- TIME	80,850	4,042	0
Total number of other employees paid over \$50,000 ▶	8			

Part II Compensation of the Five Highest Paid Independent Contractors for Professional Services

(See instructions List each one (whether individuals or firms) If there are none, enter 'None')

(a) Name and address of each independent contractor paid more than \$50,000	(b) Type of service	(c) Compensation
NONE -----		

Total number of others receiving over \$50,000 for professional services ▶	0	

Part III Statements About Activities (See instructions)

	Yes	No
1 During the year, has the organization attempted to influence national, state, or local legislation, including any attempt to influence public opinion on a legislative matter or referendum? If 'Yes,' enter the total expenses paid or incurred in connection with the lobbying activities ► \$ <u>N/A</u> (Must equal amounts on line 38, Part VI-A, or line 1 of Part VI B) Organizations that made an election under section 501(h) by filing Form 5768 must complete Part VI-A Other organizations checking 'Yes,' must complete Part VI B AND attach a statement giving a detailed description of the lobbying activities		X
2 During the year, has the organization, either directly or indirectly, engaged in any of the following acts with any substantial contributors, trustees, directors, officers, creators, key employees, or members of their families, or with any taxable organization with which any such person is affiliated as an officer, director, trustee, majority owner, or principal beneficiary? (If the answer to any question is 'Yes,' attach a detailed statement explaining the transactions)		
a Sale, exchange, or leasing of property?	2a	X
b Lending of money or other extension of credit?	2b	X
c Furnishing of goods, services, or facilities?	2c	X
d Payment of compensation (or payment or reimbursement of expenses if more than \$1,000)?	2d	X
e Transfer of any part of its income or assets?	2e	X
3 Does the organization make grants for scholarships, fellowships, student loans, etc? (See Note below)	3	X
4 Do you have a section 403(b) annuity plan for your employees?	4	X
Note Attach a statement to explain how the organization determines that individuals or organizations receiving grants or loans from it in furtherance of its charitable programs 'qualify' to receive payments		

Part IV Reason for Non-Private Foundation Status (See instructions)

The organization is not a private foundation because it is (Please check only **ONE** applicable box)

- 5 A church, convention of churches, or association of churches Section 170(b)(1)(A)(i)
- 6 A school Section 170(b)(1)(A)(ii) (Also complete Part V)
- 7 A hospital or a cooperative hospital service organization Section 170(b)(1)(A)(iii)
- 8 A Federal, state, or local government or governmental unit Section 170(b)(1)(A)(v)
- 9 A medical research organization operated in conjunction with a hospital Section 170(b)(1)(A)(iii) **Enter the hospital's name, city, and state ►** _____
- 10 An organization operated for the benefit of a college or university owned or operated by a governmental unit Section 170(b)(1)(A)(iv) (Also complete the **Support Schedule** in Part IV-A)
- 11a An organization that normally receives a substantial part of its support from a governmental unit or from the general public Section 170(b)(1)(A)(vi) (Also complete the **Support Schedule** in Part IV-A)
- 11b A community trust Section 170(b)(1)(A)(vi) (Also complete the **Support Schedule** in Part IV-A)
- 12 An organization that normally receives (1) more than 33-1/3% of its support from contributions, membership fees, and gross receipts from activities related to its charitable, etc, functions — subject to certain exceptions, and (2) no more than 33-1/3% of its support from gross investment income and unrelated business taxable income (less section 511 tax) from businesses acquired by the organization after June 30, 1975 See section 509(a)(2) (Also complete the **Support Schedule** in Part IV-A)
- 13 An organization that is not controlled by any disqualified persons (other than foundation managers) and supports organizations described in (1) lines 5 through 12 above, or (2) section 501(c)(4), (5), or (6), if they meet the test of section 509(a)(2) (See section 509(a)(3))

Provide the following information about the supported organizations (See instructions)

(a) Name(s) of supported organization(s)	(b) Line number from above

- 14 An organization organized and operated to test for public safety Section 509(a)(4) (See instructions)

Part IV-A Support Schedule (Complete only if you checked a box on line 10, 11, or 12) *Use cash method of accounting*

Note You may use the worksheet in the instructions for converting from the accrual to the cash method of accounting

Calendar year (or fiscal year beginning in)	(a) 2001	(b) 2000	(c) 1999	(d) 1998	(e) Total
15 Gifts, grants and contributions received (Do not include unusual grants. See line 28.)	5,233,503.	3,918,973	4,621,149.	4,096,361	17,869,986.
16 Membership fees received					
17 Gross receipts from admissions, merchandise sold or services performed, or furnishing of facilities in any activity that is related to the organization's charitable, etc., purpose	80,932.	98,372	115,324	87,592.	382,220
18 Gross income from interest, dividends, amounts received from payments on securities loans (section 512(a)(5)), rents, royalties, and unrelated business taxable income (less section 511 taxes) from businesses acquired by the organization after June 30, 1975	33,285.	45,325.	101,409.	154,257.	334,276.
19 Net income from unrelated business activities not included in line 18	1				1.
20 Tax revenues levied for the organization's benefit and either paid to it or expended on its behalf					
21 The value of services or facilities furnished to the organization by a governmental unit without charge. Do not include the value of services or facilities generally furnished to the public without charge.					
22 Other income. Attach a schedule. Do not include gain or (loss) from sale of capital assets. SEE STMT 9	-29,689	6,840	74,649	22,730.	74,530.
23 Total of lines 15 through 22	5,318,032.	4,069,510	4,912,531	4,360,940.	18,661,013.
24 Line 23 minus line 17	5,237,100.	3,971,138	4,797,207	4,273,348.	18,278,793.
25 Enter 1% of line 23	53,180.	40,695	49,125	43,609	
26 Organizations described on lines 10 or 11:	a Enter 2% of amount in column (e), line 24				26a 365,576.
b Prepare a list for your records to show the name of and amount contributed by each person (other than a governmental unit or publicly supported organization) whose total gifts for 1998 through 2001 exceeded the amount shown in line 26a. Do not file this list with your return. Enter the total of all these excess amounts.					26b
c Total support for section 509(a)(1) test. Enter line 24, column (e)					26c 18,278,793.
d Add: Amounts from column (e) for lines 18 334,276 19 1.					26d 408,807.
22 74,530 26b					26e 17,869,986
e Public support (line 26c minus line 26d total)					26f 97.76 %
f Public support percentage (line 26e (numerator) divided by line 26c (denominator))					
27 Organizations described on line 12: N/A					
a For amounts included in lines 15, 16, and 17 that were received from a 'disqualified person,' prepare a list for your records to show the name of, and total amounts received in each year from, each 'disqualified person.' Do not file this list with your return. Enter the sum of such amounts for each year:	(2001)	(2000)	(1999)	(1998)	
b For any amount included in line 17 that was received from each person (other than 'disqualified persons'), prepare a list for your records to show the name of, and amount received for each year, that was more than the larger of (1) the amount on line 25 for the year or (2) \$5,000. (Include in the list organizations described in lines 5 through 11, as well as individuals.) Do not file this list with your return. After computing the difference between the amount received and the larger amount described in (1) or (2), enter the sum of these differences (the excess amounts) for each year:	(2001)	(2000)	(1999)	(1998)	
c Add: Amounts from column (e) for lines 15 16	17 20	21	27c		
d Add: Line 27a total and line 27b total					27d
e Public support (line 27c total minus line 27d total)					27e
f Total support for section 509(a)(2) test. Enter amount from line 23, column (e)					27f
g Public support percentage (line 27e (numerator) divided by line 27f (denominator))					27g %
h Investment income percentage (line 18, column (e) (numerator) divided by line 27f (denominator))					27h %
28 Unusual Grants. For an organization described in line 10, 11, or 12 that received any unusual grants during 1998 through 2001, prepare a list for your records to show, for each year, the name of the contributor, the date and amount of the grant, and a brief description of the nature of the grant. Do not file this list with your return. Do not include these grants in line 15.					

Part V Private School Questionnaire (See instructions)
 (To be completed ONLY by schools that checked the box on line 6 in Part IV)

N/A

		Yes	No
29	Does the organization have a racially nondiscriminatory policy toward students by statement in its charter, bylaws, other governing instrument, or in a resolution of its governing body?		
30	Does the organization include a statement of its racially nondiscriminatory policy toward students in all its brochures, catalogues, and other written communications with the public dealing with student admissions, programs, and scholarships?		
31	Has the organization publicized its racially nondiscriminatory policy through newspaper or broadcast media during the period of solicitation for students, or during the registration period if it has no solicitation program, in a way that makes the policy known to all parts of the general community it serves? If 'Yes,' please describe, if 'No,' please explain (If you need more space, attach a separate statement) ----- ----- -----		
32	Does the organization maintain the following		
a	Records indicating the racial composition of the student body, faculty, and administrative staff?		
b	Records documenting that scholarships and other financial assistance are awarded on a racially nondiscriminatory basis?		
c	Copies of all catalogues, brochures, announcements, and other written communications to the public dealing with student admissions, programs, and scholarships?		
d	Copies of all material used by the organization or on its behalf to solicit contributions? If you answered 'No' to any of the above, please explain (If you need more space, attach a separate statement) ----- -----		
33	Does the organization discriminate by race in any way with respect to		
a	Students' rights or privileges?		
b	Admissions policies?		
c	Employment of faculty or administrative staff?		
d	Scholarships or other financial assistance?		
e	Educational policies?		
f	Use of facilities?		
g	Athletic programs?		
h	Other extracurricular activities? If you answered 'Yes' to any of the above, please explain (If you need more space, attach a separate statement) ----- ----- -----		
34a	Does the organization receive any financial aid or assistance from a governmental agency?		
b	Has the organization's right to such aid ever been revoked or suspended? If you answered 'Yes' to either 34a or b, please explain using an attached statement		
35	Does the organization certify that it has complied with the applicable requirements of sections 4 01 through 4 05 of Rev Proc 75-50, 1975-2 C B 587, covering racial nondiscrimination? If 'No,' attach an explanation		

Part VI-A Lobbying Expenditures by Electing Public Charities (See instructions)
 (To be completed **ONLY** by an eligible organization that filed Form 5768)

N/A

Check **a** if the organization belongs to an affiliated group Check **b** if you checked 'a' and 'limited control' provisions apply

Limits on Lobbying Expenditures

(The term 'expenditures' means amounts paid or incurred)

(a)
Affiliated group
totals

(b)
To be completed
for ALL electing
organizations

36 Total lobbying expenditures to influence public opinion (grassroots lobbying)	36	
37 Total lobbying expenditures to influence a legislative body (direct lobbying)	37	
38 Total lobbying expenditures (add lines 36 and 37)	38	
39 Other exempt purpose expenditures	39	
40 Total exempt purpose expenditures (add lines 38 and 39)	40	
41 Lobbying nontaxable amount Enter the amount from the following table –	41	
If the amount on line 40 is –		
Not over \$500,000		
Over \$500,000 but not over \$1,000,000		
Over \$1,000,000 but not over \$1,500,000		
Over \$1,500,000 but not over \$17,000,000		
Over \$17,000,000		
The lobbying nontaxable amount is –		
20% of the amount on line 40		
\$100,000 plus 15% of the excess over \$500,000		
\$175,000 plus 10% of the excess over \$1,000,000		
\$225,000 plus 5% of the excess over \$1,500,000		
\$1,000,000		
42 Grassroots nontaxable amount (enter 25% of line 41)	42	
43 Subtract line 42 from line 36 Enter -0- if line 42 is more than line 36	43	
44 Subtract line 41 from line 38 Enter 0- if line 41 is more than line 38	44	
Caution. If there is an amount on either line 43 or line 44, you must file Form 4720		

4 -Year Averaging Period Under Section 501(h)

(Some organizations that made a section 501(h) election do not have to complete all of the five columns below
 See the instructions for lines 45 through 50)

Calendar year (or fiscal year beginning in) ▶	Lobbying Expenditures During 4 -Year Averaging Period				
	(a) 2002	(b) 2001	(c) 2000	(d) 1999	(e) Total
45 Lobbying nontaxable amount					
46 Lobbying ceiling amount (150% of line 45(e))					
47 Total lobbying expenditures					
48 Grassroots non-taxable amount					
49 Grassroots ceiling amount (150% of line 48(e))				*	
50 Grassroots lobbying expenditures					

Part VI-B Lobbying Activity by Nonelecting Public Charities (See instructions)
 (For reporting only by organizations that did not complete Part VI-A)

N/A

During the year, did the organization attempt to influence national, state or local legislation, including any attempt to influence public opinion on a legislative matter or referendum, through the use of

	Yes	No	Amount
a Volunteers			
b Paid staff or management (Include compensation in expenses reported on lines c through h)			
c Media advertisements			
d Mailings to members, legislators, or the public			
e Publications, or published or broadcast statements			
f Grants to other organizations for lobbying purposes			
g Direct contact with legislators, their staffs, government officials, or a legislative body			
h Rallies, demonstrations, seminars, conventions, speeches, lectures, or any other means			
i Total lobbying expenditures (add lines c through h)			

If 'Yes' to any of the above, also attach a statement giving a detailed description of the lobbying activities

BILL WILSON CENTER

94-2221849

STATEMENT 1
FORM 990, PART I, LINE 8
NET GAIN (LOSS) FROM NONINVENTORY SALES

PUBLICLY TRADED SECURITIES

GROSS SALES PRICE. 325,483.
COST OR OTHER BASIS: 326,311

TOTAL GAIN (LOSS) PUBLICLY TRADED SECURITIES \$ -828

TOTAL NET GAIN (LOSS) FROM NONINVENTORY SALES \$ -828

STATEMENT 2
FORM 990, PART I, LINE 9
NET INCOME (LOSS) FROM SPECIAL EVENTS

<u>SPECIAL EVENTS</u>	<u>GROSS RECEIPTS</u>	<u>LESS CONTRI- BUTIONS</u>	<u>GROSS REVENUE</u>	<u>LESS DIRECT EXPENSES</u>	<u>NET INCOME (LOSS)</u>
CIRQUE DE SOLIEL	21,900.	0	21,900.	0.	21,900
WALK FOR AIDS	6,368.	0	6,368.	1,000.	5,368
PROJECT SAFE PLACE	1,233	0	1,233.	0.	1,233.
TOTAL	\$ <u>29,501.</u>	\$ <u>0</u>	\$ <u>29,501.</u>	\$ <u>1,000.</u>	\$ <u>28,501</u>

STATEMENT 3
FORM 990, PART II, LINE 43
OTHER EXPENSES

	(A) <u>TOTAL</u>	(B) <u>PROGRAM SERVICES</u>	(C) <u>MANAGEMENT & GENERAL</u>	(D) <u>FUNDRAISING</u>
INSURANCE	70,975	58,095	12,449.	431
MEMBERSHIPS/DUES/LICENSES	6,843.	4,317.	2,077.	449
MISCELLANEOUS	43,338.	43,338.		
PAYMENTS TO SUBRECIPIENTS	133,636	133,636.		
PROFESSIONAL FEES	225,512.	223,399.	1,775.	338.
RECRUITING & TRAINING COSTS	22,236.	17,310.	4,771.	155
SERVICE CHARGES	14,541.	5,786.	8,663	92
SPECIFIC ASSISTANCE	181,989	181,989.		
UTILITIES	80,084	67,994.	11,468	622
TOTAL	\$ <u>779,154.</u>	\$ <u>735,864.</u>	\$ <u>41,203.</u>	\$ <u>2,087.</u>

STATEMENT 4
FORM 990, PART III
ORGANIZATION'S PRIMARY EXEMPT PURPOSE

PROVIDE HOUSING AND COUNSELING SERVICES TO CHILDREN, YOUTH, ADULTS AND FAMILIES

BILL WILSON CENTER

94-2221849

**STATEMENT 5
FORM 990, PART IV, LINE 57
LAND, BUILDINGS, AND EQUIPMENT**

CATEGORY	BASIS	ACCUM. DEPREC.	BOOK VALUE
AUTOMOBILES / TRANSPORTATION EQUIPMENT	\$ 126,772	\$ 90,907.	\$ 35,865.
FURNITURE AND FIXTURES	208,291.	191,211.	17,080.
BUILDINGS	3,753,281	720,422.	3,032,859.
IMPROVEMENTS	50,212.	18,645.	31,567.
LAND	1,718,657		1,718,657.
TOTAL	\$ 5,857,213	\$ 1,021,185.	\$ 4,836,028.

**STATEMENT 6
FORM 990, PART IV, LINE 58
OTHER ASSETS**

DEPOSITS			\$ 22,242.
		TOTAL	\$ 22,242

**STATEMENT 7
FORM 990, PART V
LIST OF OFFICERS, DIRECTORS, TRUSTEES, AND KEY EMPLOYEES**

NAME AND ADDRESS	TITLE AND AVERAGE HOURS PER WEEK DEVOTED	COMPEN- SATION	CONTRI- BUTION TO EBP & DC	EXPENSE ACCOUNT/ OTHER
NICK LIVAK 3490 THE ALAMEDA SANTA CLARA, CA 95052	VICE PRESIDENT 5	\$ 0.	\$ 0	\$ 0.
SHARON BRAY 3490 THE ALAMEDA SANTA CLARA, CA 95052	DIRECTOR 2	0.	0.	0.
ANITA WOTIZ 3490 THE ALAMEDA SANTA CLARA, CA 95052	PRESIDENT 5	0	0.	0.
DON CALLEJON 3490 THE ALAMEDA SANTA CLARA, CA 95052	DIRECTOR 2	0	0.	0.
GEORGE DELUCCI 3490 THE ALAMEDA SANTA CLARA, CA 95052	TREASURER 5	0.	0.	0.
MARY EMERY 3490 THE ALAMEDA SANTA CLARA, CA 95052	DIRECTOR 2	0	0.	0.

BILL WILSON CENTER

94-2221849

STATEMENT 7 (CONTINUED)
FORM 990, PART V
LIST OF OFFICERS, DIRECTORS, TRUSTEES, AND KEY EMPLOYEES

NAME AND ADDRESS	TITLE AND AVERAGE HOURS PER WEEK DEVOTED	COMPEN- SATION	CONTRI- BUTION TO EBP & DC	EXPENSE ACCOUNT/ OTHER
JAMES GORDON 3490 THE ALAMEDA SANTA CLARA, CA 95052	DIRECTOR 2	\$ 0	\$ 0.	\$ 0.
ALEX WILSON 3490 THE ALAMEDA SANTA CLARA, CA 95052	DIRECTOR 2	0	0	0.
TIYASHA DE PINTO 3490 THE ALAMEDA SANTA CLARA, CA 95052	DIRECTOR 2	0	0	0.
IAN CARTER 3490 THE ALAMEDA SANTA CLARA, CA 95052	DIRECTOR 2	0	0	0.
SYLVIA GALLEGOS 3490 THE ALAMEDA SANTA CLARA, CA 95052	DIRECTOR 2	0.	0.	0
STEFANI BURGETT 3490 THE ALAMEDA SANTA CLARA, CA 95052	DIRECTOR 2	0	0	0.
TOTAL		\$ 0	\$ 0	\$ 0.

STATEMENT 8
FORM 990, PART VIII
RELATIONSHIP OF ACTIVITIES TO THE ACCOMPLISHMENT OF EXEMPT PURPOSES

LINE #	EXPLANATION OF ACTIVITIES
93A	FEES RECEIVED FROM CLIENTS ON AN ABILITY TO PAY BASIS. THE FEES RECEIVED CORRESPOND TO THE AGENCY'S NON-PROFIT PROGRAMS
100E	LOSS ON DISPOSAL OF ASSETS USED IN THE AGENCY'S NON-PROFIT PROGRAMS
103B	MISCELLANEOUS INCOME RECEIVED FROM ACTIVITIES RELATED TO THE AGENCY'S NON-PROFIT PROGRAMS

STATEMENT 9
SCHEDULE A, PART IV-A, LINE 22
OTHER INCOME

DESCRIPTION	(A) 2001	(B) 2000	(C) 1999	(D) 1998	(E) TOTAL
MISCELLANEOUS INCOME	\$ -29,689	\$ 6,840	\$ 74,649	\$ 22,730	\$ 74,530.
TOTAL	<u>\$ -29,689</u>	<u>\$ 6,840.</u>	<u>\$ 74,649</u>	<u>\$ 22,730</u>	<u>\$ 74,530.</u>

A0588885

ENDORSED - FILED
in the office of the Secretary of State
of the State of California

NOV - 8 2002

BILL JONES, Secretary of State

**CERTIFICATE OF AMENDMENT OF
ARTICLES OF INCORPORATION**


The undersigned certify that


- 1 They are the president and secretary, respectively, of THE BILL WILSON MARRIAGE AND FAMILY COUNSELING CENTER, a California corporation.
2. Article FIRST of the Articles of Incorporation of this corporation is amended to read as follows:

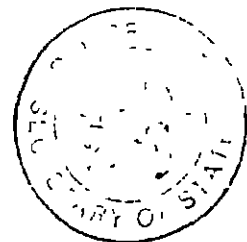
The name of the corporation is BILL WILSON CENTER.
3. The foregoing amendment of Articles of Incorporation has been duly approved by the board of directors.
- 4 The corporation has no members

We further declare under penalty of perjury under the laws of the State of California that the matters set forth in this certificate are true and correct of our own knowledge

DATE. 11/04/02


Anita Wotiz, President


George Delucchi, Secretary



BILL WILSON CENTER

94-2221849

NO.	DESCRIPTION	DATE ACQUIRED	DATE SOLD	COST / BASIS	BUS PCT.	CUR 179 BONUS	SPECIAL DEPR ALLOW.	PRIOR 179 / BONUS / SP. DEPR.	PRIOR DEC BAL / DEPR.	SALVAGE / BASIS / REDUCT.	DEPR BASIS	PRIOR DEPR.	METHOD	LIFE	RATE	CURRENT DEPR.
DEPR SCHEDULE ONLY																
AUTO / TRANSPORT EQUIPMENT																
1	VAN	6/01/96		26,990							26,990	26,990	S/L	5		0
30	AUTOMOBILE MERC WAGON	11/01/96		24,558							24,558	24,558	S/L	5		0
70	HONDA ODYSSEY VAN GRAY	4/27/00		25,828							25,828	11,193	S/L	5		5,166
71	HONDA ODYSSEY VAN WHITE	5/17/00		23,067							23,067	9,610	S/L	5		4,613
90	2002 SABLE VEHICLE	10/26/01		26,329							26,329	3,510	S/L	5		5,266
TOTAL AUTO / TRANSPORT EQUIP				126,772	0	0	0	0	0	0	126,772	75,861				15,045
BUILDINGS																
27	BUILDING JACKSON	6/30/93		2,019,515							2,019,515	471,211	S/L	40		50,488
34	BUILDING MAIN STREET	11/15/96		600,892							600,892	90,132	S/L	40		15,022
45	BUILDING ENCLAVE 2ND	12/01/98		221,419							221,419	19,834	S/L	40		5,535
46	BUILDING MARGARET STREET	6/29/99		201,907							201,907	15,353	S/L	40		5,048
78	BUILDING 3551 SHAFER DR BLDG	6/29/99		403,813							403,813	32,064	S/L	40		10,095
91	BUILDING 3551 SHAFER DR BLDG	12/21/01		305,736							305,736		S/L	40		5,733
TOTAL BUILDINGS				3,753,282	0	0	0	0	0	0	3,753,282	628,594				91,921
FURNITURE AND FIXTURES																
2	CHAIRS	6/01/89		2,310							2,310	2,310	S/L	5		0
3	OFFICE FURNITURE	6/30/91		3,287							3,287	3,287	S/L	5		0
4	KMB CHAIRS	6/30/93		6,105							6,105	6,066	S/L	10		39
5	PARTITIONS	6/30/93		19,622							19,622	18,229	S/L	10		1,393
6	EXEC DIR DESK	6/30/93		904							904	882	S/L	10		22

BILL WILSON CENTER

94-2221849

NO.	DESCRIPTION	DATE ACQUIRED	DATE SOLD	COST/ BASIS	BUS PCT.	CUR 179 BONUS	SPECIAL DEPR ALLOW.	PRIOR 179/ BONUS/ SP DEPR.	PRIOR DEC BAL DEPR.	SALVAGE /BASIS REDUCT.	DEPR BASIS	PRIOR DEPR.	METHOD	LIFE	RATE	CURRENT DEPR.
7	CHAIRS (60)	6/30/93		9,392							9,392	9,022	S/L	10		370
8	BOOKSHELVES	10/25/93		11,133							11,133	11,088	S/L	10		45
9	CHAIRS	8/27/93		3,559							3,559	3,559	S/L	10		0
10	SIGNS	11/15/93		10,125							10,125	9,685	S/L	10		440
11	VIDEO EQUIP	12/21/93		2,227							2,227	2,227	S/L	10		0
12	HP COMPUTER EQUIP	3/20/96		6,398							6,398	6,398	S/L	5		0
13	VICTORIA SYS	6/27/96		2,647							2,647	2,647	S/L	10		0
14	VICTORIA SYS	6/27/96		1,971							1,971	1,971	S/L	10		0
28	COMPUTERS	6/30/96		2,268							2,268	2,388	S/L	5		0
31	COMPUTERS & EQUIPMENT	1/01/97		5,274							5,274	5,263	S/L	5		0
69	2 WASHERS FOR BW HOUSE	5/25/00		1,398							1,398	583	S/L	5		280
82	DRYERS BW HOME DEPOT	2/28/01		752							752	200	S/L	5		150
83	TABLES MULTI PURPOSE ROOM	2/28/01		842							842	224	S/L	5		168
TOTAL FURNITURE AND FIXTURE				90,214	0	0	0	0	0	0	90,214	86,029				2,907
IMPROVEMENTS																
47	WTR TNK, PUMP, WTR HTR JA	8/05/98		3,466							3,466	1,358	S/L	10		347
48	NEW CARPETS BWH & QUETZEL	9/18/98		8,243							8,243	6,183	S/L	5		1,649
49	EARTHQUAKE EVAL JACKSON	4/29/99		3,260							3,260	259	S/L	40		82
50	75 GAL WATERHEATER MAIN S	6/01/99		1,500							1,500	463	S/L	10		150
72	PARKING LOT LIGHT FIX	7/26/99		988							988	143	S/L	20		49
73	MAIN STREET WALL HEATER	9/02/99		1,516							1,516	431	S/L	10		152
74	FENCE 1294 JACKSON	9/23/99		550							550	151	S/L	10		55
75	NEW COMPRESSOR BWC	1/27/00		6,258							6,258	1,513	S/L	10		626
76	NEW FURNACE BWC	3/23/00		6,676							6,676	1,503	S/L	10		668
77	NEW FLOORING DIC	6/01/00		1,335							1,335	279	S/L	10		134

BILL WILSON CENTER

94-2221849

NO.	DESCRIPTION	DATE ACQUIRED	DATE SOLD	COST/ BASIS	BUS PCT.	CUR 179 BONUS	SPECIAL DEPR ALLOW.	PRIOR 179/ BONUS/ SP. DEPR.	PRIOR DEC BAL DEPR.	SALVAGE /BASIS REDUCT.	DEPR BASIS	PRIOR DEPR.	METHOD	LIFE	RATE	CURRENT DEPR.						
84	WALL HEATER MAIN ST #3	11/15/00		1,850							1,850	293	S/L	10		185						
92	EMERGENCY EXIT LT	10/11/01		3,960							3,960	297	S/L	10		396						
93	CONDENSING UNIT MARGARET	7/31/01		1,784							1,784	163	S/L	10		178						
94	COMPRESSOR THE ALAMEDA	2/12/02		6,210							6,210	259	S/L	10		621						
96	SHAFFER DRIVE ROOF	12/19/02		2,616							2,616		S/L	20		65						
TOTAL IMPROVEMENTS												50,212	0	0	0	0	50,212	13,295				5,357
LAND																						
35	ALAMEDA - LAND	6/30/93		760,610							760,610					0						
36	JACKSON LAND	11/15/96		150,223							150,223					0						
57	MAIN STREET LAND	12/01/98		200,000							200,000					0						
58	ENCLAVE LAND	6/29/99		404,000							404,000					0						
95	LAND 3551 SHAFFER	12/21/01		203,823							203,823					0						
TOTAL LAND												1,718,656	0	0	0	0	1,718,656	0				0
MACHINERY AND EQUIPMENT																						
15	BEDROOM FURNISHINGS	6/30/93		22,558							22,558	20,303	S/L	10		2,255						
16	KITCHEN CHAIRS (22)	6/30/93		3,704							3,704	3,332	S/L	10		372						
17	DROP IN CENTER FURN	6/30/93		3,269							3,269	2,942	S/L	10		327						
18	DRAPES	6/30/93		2,322							2,322	2,089	S/L	10		233						
19	FREEZERS	6/30/93		3,634							3,634	3,268	S/L	10		366						
20	WASHERS	6/30/93		3,676							3,676	3,309	S/L	10		367						
21	LINENS, ETC.	6/30/93		651							651	651	S/L	5		0						
22	MEDICAL ROOM FURNISHINGS	6/30/93		3,012							3,012	2,710	S/L	10		302						
23	MIRRORS	8/01/93		1,188							1,188	1,038	S/L	10		119						

BILL WILSON CENTER

94-2221849

NO.	DESCRIPTION	DATE ACQUIRED	DATE SOLD	COST/ BASIS	BUS PCT.	CUR 179 BONUS	SPECIAL DEPR ALLOW.	PRIOR 179/ BONUS/ SP. DEPR.	PRIOR DEC BAL DEPR.	SALVAGE /BASIS REDUCT.	DEPR BASIS	PRIOR DEPR.	METHOD	LIFE	RATE	CURRENT DEPR.
24	TABLE	11/30/93		1,256							1,256	1,144	S/L	10		112
25	TELEVISION	4/01/94		2,000							2,000	2,000	S/L	5		0
26	PIANO	4/01/94		1,000							1,000	1,000	S/L	5		0
29	FLOOR BUFFER	6/30/96		1,044							1,044	1,044	S/L	5		0
32	WORKSTATIONS	4/01/97		4,609							4,609	4,395	S/L	5		21
33	FREEZER	3/19/97		800							800	800	S/L	5		0
37	MAS 90 SOFTWARE	11/12/97		6,400							6,400	6,400	S/L	3		0
38	HD SYSTEMS PII 300 MHZ	3/19/98		1,558							1,558	1,338	S/L	5		220
39	PII 266 MHZ DUAL SERVER	6/23/98		5,200							5,200	4,203	S/L	5		997
40	3COM HUBS	6/23/98		2,700							2,700	2,183	S/L	5		517
41	PII 333MHZ	5/20/98		1,399							1,399	1,155	S/L	5		244
42	HP LASERJET 4000N	6/30/99		2,602							2,602	2,080	S/L	5		520
43	DONOR/FUNDRASER SOFTWARE	6/01/98		5,155							5,155	5,155	S/L	3		0
44	PI 200 MHZ	11/01/97		1,575							1,575	1,470	S/L	5		105
51	2 PENTIUM COMPUTERS W/MON	7/14/98		1,886							1,886	1,508	S/L	5		378
52	PHONE SYSTEM QUETZEL	8/06/98		649							649	509	S/L	5		130
53	COMPUTER W/ MONITOR	8/14/98		821							821	643	S/L	5		164
54	PENTIUM II 333 MHZ SYS	11/20/98		1,122							1,122	803	S/L	5		224
55	COMPUTER SYS W/ MONITOR	12/15/98		746							746	534	S/L	5		149
56	MAS 90 SOFTWARE	12/23/98		1,158							1,158	1,158	S/L	3		0
59	MICROSOFT SOFTWARE	6/23/98		746							746	746	S/L	3		0
60	COMPUTER PII 266 MHZ SYS	5/20/98		803							803	643	S/L	5		147
61	BACK UP EXEC AND SMART 14	11/19/99		1,514							1,514	783	S/L	5		303
62	4 HP CELERON COMPUTERS	12/01/99		2,625							2,625	1,356	S/L	5		525
63	HP 6535 COMPUTER	12/02/99		631							631	326	S/L	5		126
64	HP 6630 COMPUTER	1/11/00		1,180							1,180	590	S/L	5		236
65	E MACHINE COMPUTER/MONITR	2/11/00		1,670							1,670	807	S/L	5		334

BILL WILSON CENTER

94-2221849

NO.	DESCRIPTION	DATE ACQUIRED	DATE SOLD	COST/ BASIS	BUS PCT.	CUR 179 BONUS	SPECIAL DEPR ALLOW.	PRIOR 179/ BONUS/ SP. DEPR.	PRIOR DEC. BAL DEPR.	SALVAGE /BASIS REDUCT.	DEPR BASIS	PRIOR DEPR.	METHOD	LIFE	RATE	CURRENT DEPR.
66	PHONE SYS MARGARET ST	2/29/00		2,523							2,523	1,304	S/L	5		505
67	550 MHZ E MACHINE	3/29/00		1,349							1,349	607	S/L	5		270
68	SERVER MOTHERBOARD/CPU	5/31/00		1,254							1,254	523	S/L	5		251
79	HP COMPUTER SYSTEM	3/22/01		1,305							1,305	326	S/L	5		261
80	BROTHER INTELLIFAX	4/06/01		930							930	232	S/L	5		186
81	GO-BEAM PHONE SYSTEM	5/31/01		1,500							1,500	325	S/L	5		300
85	WIRELESS INTERNET DEVICES	11/15/01		501							501	58	S/L	5		100
86	PENTIUM 4 COMPUTER	1/17/02		1,207							1,207	101	S/L	5		241
87	TWO PENTIUM SYSTEMS	2/05/02		903							903	75	S/L	5		181
88	KIRKWOOD COMP SYSTEM	5/07/02		650							650	22	S/L	5		130
89	GO BEAM PHONE SYSTEM	5/31/02		9,093							9,093	152	S/L	5		1,819
TOTAL MACHINERY AND EQUIPME				118,078		0	0	0	0	0	118,078	88,140				14,037
TOTAL DEPRECIATION				5,857,214		0	0	0	0	0	5,857,214	891,919				129,267
GRAND TOTAL DEPRECIATION				5,857,214		0	0	0	0	0	5,857,214	891,919				129,267