

Return of Organization Exempt From Income Tax

2002

Department of the Treasury
Internal Revenue Service

Under section 501(c), 527, or 4947(a)(1) of the Internal Revenue Code (except black lung benefit trust or private foundation)

The organization may have to use a copy of this return to satisfy state reporting requirements

Open to Public Inspection

A For the 2002 calendar year, or tax year period beginning and ending

B Check if applicable: <input type="checkbox"/> Address change <input type="checkbox"/> Name change <input type="checkbox"/> Initial return <input type="checkbox"/> Final return <input type="checkbox"/> Amended return <input type="checkbox"/> Application pending	Please use IRS label or print or type. See Specific Instructions	C Name of organization GREATER TWIN CITIES UNITED WAY		D Employer identification number 41-1973442
		Number and street (or P O box if mail is not delivered to street address) 166 FOURTH STREET EAST	Room/suite 100	E Telephone number (651) 767-3358
		City or town, state or country, and ZIP + 4 ST. PAUL, MN 55101		F Accounting method: <input type="checkbox"/> Cash <input checked="" type="checkbox"/> Accrual <input type="checkbox"/> Other (specify)

Section 501(c)(3) organizations and 4947(a)(1) nonexempt charitable trusts must attach a completed Schedule A (Form 990 or 990-EZ)

H and I are not applicable to section 527 organizations

H(a) Is this a group return for affiliates? Yes No

H(b) If "Yes," enter number of affiliates

H(c) Are all affiliates included? Yes No (If "No," attach a list)

H(d) Is this a separate return filed by an organization covered by a group ruling? Yes No

I Enter 4-digit GEN

G Web site **WWW.UNITEDWAYTWINCITIES.ORG**

J Organization type (check only one) 501(c) (3) (insert no) 4947(a)(1) or 527

K Check here if the organization's gross receipts are normally not more than \$25,000. The organization need not file a return with the IRS, but if the organization received a Form 990 Package in the mail, it should file a return without financial data. Some states require a complete return

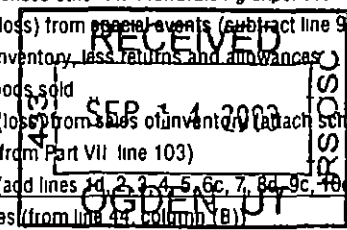
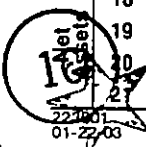
M Check if the organization is not required to attach Sch B (Form 990, 990-EZ, or 990-PF)

L Gross receipts Add lines 6b, 8b, 9b, and 10b to line 12 **82,698,403.**

Part I Revenue, Expenses, and Changes in Net Assets or Fund Balances

Revenue	1	Contributions, gifts, grants, and similar amounts received			
	a	Direct public support	1a	76,757,671.	
	b	Indirect public support	1b		
	c	Government contributions (grants)	1c		
	d	Total (add lines 1a through 1c) (cash \$ 73,075,109. noncash \$ 3,682,562.)	1d	76,757,671.	
	2	Program service revenue including government fees and contracts (from Part VII, line 93)	2	810,270.	
	3	Membership dues and assessments	3		
	4	Interest on savings and temporary cash investments	4	943,456.	
	5	Dividends and interest from securities	5	223,082.	
	6	Gross rents	6a		
	Less rental expenses	6b			
	Net rental income or (loss) (subtract line 6b from line 6a)	6c			
7	Other investment income (describe) SEE STATEMENT 1	7	<1,395,363.>		
	8	Gross amount from sale of assets other than inventory	(A) Securities		(B) Other
	a		3,688,738.	8a	
	b	Less cost or other basis and sales expenses	3,682,562.	8b	
	c	Gain or (loss) (attach schedule)	6,176.	8c	
	Net gain or (loss) (combine line 8c, columns (A) and (B)) STMT 3	8d	6,176.		
Expenses	9	Special events and activities (attach schedule)			
	a	Gross revenue (not including \$ of contributions reported on line 1a)	9a		
	b	Less direct expenses other than fundraising expenses	9b		
	c	Net income or (loss) from special events (subtract line 9b from line 9a)	9c		
	10	Gross sales of inventory, less returns and allowances	10a		
	b	Less cost of goods sold	10b		
	c	Gross profit or (loss) from sales of inventory (attach schedule) (subtract line 10b from line 10a)	10c		
	11	Other revenue (from Part VII line 103)	11	1,670,549.	
	12	Total revenue (add lines 1d, 2, 3, 4, 5, 6c, 7, 8d, 9c, 10c, and 11)	12	79,015,841.	
	13	Program services (from line 44, column (B))	13	76,432,657.	
14	Management and general (from line 44, column (C))	14	3,178,509.		
15	Fundraising (from line 44, column (D))	15	5,786,545.		
16	Payments to affiliates (attach schedule) SEE STATEMENT 4	16	430,000.		
17	Total expenses (add lines 16 and 44, column (A))	17	85,827,711.		
18	Excess or (deficit) for the year (subtract line 17 from line 12)	18	<6,811,870.>		
19	Net assets or fund balances at beginning of year (from line 73, column (A))	19	129,585,301.		
20	Other changes in net assets or fund balances (attach explanation) SEE STATEMENT 5	20	<4,845,695.>		
21	Net assets or fund balances at end of year (combine lines 18, 19, and 20)	21	117,927,736.		

SCANNED SEP 22 '03



29
G13

Part II Statement of Functional Expenses

All organizations must complete column (A) Columns (B), (C), and (D) are required for section 501(c)(3) and (4) organizations and section 4947(a)(1) nonexempt charitable trusts but optional for others

Do not include amounts reported on line 6b, 8b, 9b, 10b, or 16 of Part I	(A) Total	(B) Program services	(C) Management and general	(D) Fundraising
22 Grants and allocations (attach schedule) cash \$69806306 noncash \$	69,806,306.	69,806,306.	STATEMENT 8	
23 Specific assistance to individuals (attach schedule)				
24 Benefits paid to or for members (attach schedule)				
25 Compensation of officers, directors, etc	295,393.	87,132.	93,447.	114,814.
26 Other salaries and wages	7,692,572.	2,269,074.	2,433,531.	2,989,967.
27 Pension plan contributions	401,793.	266,613.	73,293.	61,887.
28 Other employee benefits	2,100,754.	1,393,975.	383,206.	323,573.
29 Payroll taxes	564,402.	177,517.	154,225.	232,660.
30 Professional fundraising fees				
31 Accounting fees				
32 Legal fees	60,035.	30,138.	19,241.	10,656.
33 Supplies	127,073.	11,823.	90,470.	24,780.
34 Telephone	201,426.	14,326.	172,937.	14,163.
35 Postage and shipping	111,889.	16,113.	37,177.	58,599.
36 Occupancy	548,445.	16,295.	532,150.	
37 Equipment rental and maintenance	200,091.	67,430.	122,557.	10,104.
38 Printing and publications	391,565.	47,943.	47,151.	296,471.
39 Travel	114,896.	32,326.	28,693.	53,877.
40 Conferences, conventions, and meetings	789,752.	561,838.	117,360.	110,554.
41 Interest				
42 Depreciation, depletion, etc (attach schedule)	594,071.	192,862.	159,642.	241,567.
43 Other expenses not covered above (itemize)				
a PROFESSIONAL FEES	634,918.	318,735.	203,484.	112,699.
b FILMS, DISPLAYS, AND				
c MEDIA	314,328.	177,553.	20,513.	116,262.
d MISCELLANEOUS	448,002.	322,028.	24,739.	101,235.
e ALLOCABLE COSTS	0.	622,630.	<1,535,307.>	912,677.
44 Total functional expenses (add lines 22 through 43) Organizations completing columns (B)-(D) carry these totals to lines 13-15	85,397,711.	76,432,657.	3,178,509.	5,786,545.

Joint Costs Check if you are following SOP 98-2

Are any joint costs from a combined educational campaign and fundraising solicitation reported in (B) Program services? Yes No

If "Yes," enter (i) the aggregate amount of these joint costs \$ _____, (ii) the amount allocated to Program services \$ _____, (iii) the amount allocated to Management and general \$ _____, and (iv) the amount allocated to Fundraising \$ _____

Part III Statement of Program Service Accomplishments

What is the organization's primary exempt purpose? **SEE STATEMENT 6**

What is the organization's primary exempt purpose?	Program Service Expenses (Required for 501(c)(3) and (4) orgs and 4947(a)(1) trusts but optional for others)
a APPROPRIATIONS TO AGENCIES - FUNDING SUPPORT OF QUALITY PROGRAMS IN SIX FOCUS AREAS DEFINED BY UNITED WAY VOLUNTEERS AND STAFF. THERE WERE 478 ALLOCATIONS TO 216 AGENCIES IN 2002. (Grants and allocations \$ 60,686,203.)	60,686,203.
b FUND DISTRIBUTION - VOLUNTEER-DRIVEN PROCESS TO ENSURE REQUESTS FOR FUNDING MEET COMMUNITY NEEDS, AND THAT FUNDED PROGRAMS GET RESULTS. (Grants and allocations \$ _____)	2,393,151.
c SEE STATEMENT 7 (Grants and allocations \$ 9,120,103.)	9,120,103.
d AGENCY SERVICES - SERVICES AND ASSISTANCE TO FUNDED AGENCIES, INCLUDING CONSULTATION, CAPACITY BUILDING, TRAINING, MANAGEMENT SUPPORT, AND COMMUNITY BENEFIT PLANS. THERE WERE 216 FUNDED AGENCIES IN 2002. (Grants and allocations \$ _____)	1,797,589.
e Other program services (attach schedule) STATEMENT 9 (Grants and allocations \$ _____)	2,435,611.
f Total of Program Service Expenses (should equal line 44 column (B), Program services)	76,432,657.

Part IV Balance Sheets

Note Where required, attached schedules and amounts within the description column should be for end-of-year amounts only

		(A) Beginning of year		(B) End of year
Assets	45 Cash - non-interest-bearing	9,965,926.	45	8,896,124.
	46 Savings and temporary cash investments	17,346,015.	46	17,940,615.
	47 a Accounts receivable	127,873.		
	47 b Less allowance for doubtful accounts		47c	127,873.
	48 a Pledges receivable	86,119,867.		
	48 b Less allowance for doubtful accounts	17,532,898.	48c	68,586,969.
	49 Grants receivable	632,134.	49	277,779.
	50 Receivables from officers, directors, trustees, and key employees		50	
	51 a Other notes and loans receivable			
	51 b Less allowance for doubtful accounts		51c	
	52 Inventories for sale or use		52	
	53 Prepaid expenses and deferred charges	80,700.	53	61,644.
	54 Investments - securities STMT 10 STMT 11 <input type="checkbox"/> Cost <input checked="" type="checkbox"/> FMV	27,882,618.	54	24,913,786.
	55 a Investments - land, buildings, and equipment basis			
	55 b Less accumulated depreciation		55c	
56 Investments - other		56		
57 a Land, buildings, and equipment basis STMT 23	12,313,791.			
57 b Less accumulated depreciation STMT 23	5,064,060.	57c	7,249,731.	
58 Other assets (describe <input type="checkbox"/> SEE STATEMENT 12)	11,093,778.	58	9,694,112.	
59 Total assets (add lines 45 through 58) (must equal line 74)	148,456,080.	59	137,748,633.	
Liabilities	60 Accounts payable and accrued expenses	3,006,040.	60	6,181,723.
	61 Grants payable	12,464,739.	61	10,339,174.
	62 Deferred revenue		62	
	63 Loans from officers, directors, trustees, and key employees		63	
	64 a Tax-exempt bond liabilities		64a	
	64 b Mortgages and other notes payable STMT 13	3,400,000.	64b	3,300,000.
65 Other liabilities (describe <input type="checkbox"/>)		65		
66 Total liabilities (add lines 60 through 65)	18,870,779.	66	19,820,897.	
Net Assets or Fund Balances	Organizations that follow SFAS 117, check here <input checked="" type="checkbox"/> and complete lines 67 through 69 and lines 73 and 74			
	67 Unrestricted	27,195,562.	67	21,443,242.
	68 Temporarily restricted	86,287,171.	68	80,675,229.
	69 Permanently restricted	16,102,568.	69	15,809,265.
	Organizations that do not follow SFAS 117, check here <input type="checkbox"/> and complete lines 70 through 74			
	70 Capital stock, trust principal, or current funds		70	
	71 Paid-in or capital surplus, or land, building, and equipment fund		71	
	72 Retained earnings, endowment, accumulated income, or other funds		72	
73 Total net assets or fund balances (add lines 67 through 69 or lines 70 through 72, column (A) must equal line 19, column (B) must equal line 21)	129,585,301.	73	117,927,736.	
74 Total liabilities and net assets / fund balances (add lines 66 and 73)	148,456,080.	74	137,748,633.	

Form 990 is available for public inspection and, for some people, serves as the primary or sole source of information about a particular organization. How the public perceives an organization in such cases may be determined by the information presented on its return. Therefore, please make sure the return is complete and accurate and fully describes, in Part III, the organization's programs and accomplishments.

Part VII Analysis of Income-Producing Activities (See page 31 of the instructions)

	Unrelated business income		Excluded by section 512, 513 or 514		(E) Related or exempt function income
	(A) Business code	(B) Amount	(C) Exclu- sion code	(D) Amount	
93 Program service revenue					
a SPECIAL PROJECTS					76,741.
b REPORT LUNCHEONS					13,000.
c FIRST CALL FOR HELP					391,762.
d RENTAL INCOME					310,984.
e DIRECTORY SALES					17,783.
f Medicare/Medicaid payments					
g Fees and contracts from government agencies					
94 Membership dues and assessments					
95 Interest on savings and temporary cash investments			14	943,456.	
96 Dividends and interest from securities			14	223,082.	
97 Net rental income or (loss) from real estate					
a debt-financed property					
b not debt-financed property					
98 Net rental income or (loss) from personal property					
99 Other investment income			18	<1,395,363.>	
100 Gain or (loss) from sales of assets other than inventory			18	6,176.	
101 Net income or (loss) from special events					
102 Gross profit or (loss) from sales of inventory					
103 Other revenue					
a DONOR DESIGNATION FEE					989,779.
b MISCELLANEOUS INCOME					680,770.
c					
d					
e					
104 Subtotal (add columns (B), (D), and (E))		0.		<222,649.>	2,480,819.
105 Total (add line 104, columns (B), (D), and (E))					2,258,170.

Note Line 105 plus line 1d, Part I, should equal the amount on line 12, Part I

Part VIII Relationship of Activities to the Accomplishment of Exempt Purposes (See page 32 of the instructions)

Line No	Explain how each activity for which income is reported in column (E) of Part VII contributed importantly to the accomplishment of the organization's exempt purposes (other than by providing funds for such purposes)
▼	SEE STATEMENT 17

Part IX Information Regarding Taxable Subsidiaries and Disregarded Entities (See page 32 of the instructions)

(A) Name, address, and EIN of corporation, partnership, or disregarded entity	(B) Percentage of ownership interest	(C) Nature of activities	(D) Total income	(E) End-of-year assets
N/A	%			
	%			
	%			
	%			

Part X Information Regarding Transfers Associated with Personal Benefit Contracts (See page 33 of the instructions)

- (a) Did the organization, during the year, receive any funds, directly or indirectly, to pay premiums on a personal benefit contract? Yes No
- (b) Did the organization, during the year, pay premiums, directly or indirectly, on a personal benefit contract? Yes No

I am preparing this return and accompanying schedules and statements, and to the best of my knowledge and belief, it is true and correct. I am not aware of any information which preparer has any knowledge.

8/22/03 James C Colville, Chief Executive Officer
Type or print name and title

SCHEDULE A
(Form 990 or 990-EZ)

Department of the Treasury
Internal Revenue Service

Organization Exempt Under Section 501(c)(3)

(Except Private Foundation) and Section 501(e), 501(f), 501(k),
501(n), or Section 4947(a)(1) Nonexempt Charitable Trust

Supplementary Information-(See separate instructions.)

▶ **MUST be completed by the above organizations and attached to their Form 990 or 990-EZ**

OMB No 1545-0047

2002

Name of the organization

GREATER TWIN CITIES UNITED WAY

Employer identification number

41 1973442

Part I Compensation of the Five Highest Paid Employees Other Than Officers, Directors, and Trustees

(See page 1 of the instructions List each one If there are none, enter "None")

(a) Name and address of each employee paid more than \$50,000	(b) Title and average hours per week devoted to position	(c) Compensation	(d) Contributions to employee benefit plans & deferred compensation	(e) Expense account and other allowances
LAUREN A. SEGAL ----- 702 FAIRMONT AVE ST. PAUL, MN 55105	PRES. & COO 40 HOURS/WEEK	204,359.	17,293.	
DAVID FIELDING ----- 13699 DUNBAR WAY APPLE VALLEY, MN	VP ADMIN SRVC 40 HOURS/WEEK	122,565.	13,128.	
TERRI BARREIRO ----- 3295 CR 92N INDEPENDENCE, MN 55359	VP COMM. BLDG 40 HOURS/WEEK	145,286.	16,433.	
MALANA SCHMIDT ----- 2209 MEETING ST. WAYZATA, MN 55391	VP LEAD. GIV. 40 HOURS/WEEK	141,043.	15,766.	
TIMOTHY DEUITCH ----- 1989 N PARK DRIVE ST. PAUL, MN 55119	VP CORP GIV. 40 HOURS/WEEK	105,555.	14,159.	
Total number of other employees paid over \$50,000 ▶	22			

Part II Compensation of the Five Highest Paid Independent Contractors for Professional Services

(See page 2 of the instructions List each one (whether individuals or firms) If there are none, enter "None")

(a) Name and address of each independent contractor paid more than \$50,000	(b) Type of service	(c) Compensation
COOPERATIVE PRINTING ----- 2009 EAST 24TH STREET, MINNEAPOLIS, MN 55404	PRINTING SERVICES	200,088.
CERTES FINANCIAL PROS ----- PO BOX 582718 MINNEAPOLIS, MN 55458	ACCOUNTING SERVICES	160,134.
HAWORTH MARKETING & MEDIA COMPANY ----- PO BOX 1450 MINNEAPOLIS, MN 55485	ADVERTISING/ MARKETING	141,122.
GREINER CONSTRUCTION ----- 222 S. 9TH STREET MINNEAPOLIS, MN 55402	CONSTRUCTION	128,436.
GRADSTAFF, INC. ----- PO BOX 1691 MINNEAPOLIS, MN 55480	TEMPORARY STAFFING	121,800.
Total number of others receiving over \$50,000 for professional services ▶	4	

Part III Statements About Activities (See page 2 of the instructions)

		Yes	No
1	During the year, has the organization attempted to influence national, state, or local legislation, including any attempt to influence public opinion on a legislative matter or referendum? If "Yes," enter the total expenses paid or incurred in connection with the lobbying activities \$ _____ \$ <u>17,250.</u> (Must equal amounts on line 38, Part VI-A, or line 1 of Part VI-B) VI-B, LINE I Organizations that made an election under section 501(h) by filing Form 5768 must complete Part VI-A. Other organizations checking "Yes," must complete Part VI-B AND attach a statement giving a detailed description of the lobbying activities.	X	
2	During the year, has the organization, either directly or indirectly, engaged in any of the following acts with any substantial contributors, trustees, directors, officers, creators, key employees, or members of their families, or with any taxable organization with which any such person is affiliated as an officer, director, trustee, majority owner, or principal beneficiary? (If the answer to any question is "Yes," attach a detailed statement explaining the transactions.)		
a	Sale, exchange, or leasing of property?		X
b	Lending of money or other extension of credit?		X
c	Furnishing of goods, services, or facilities?		X
d	Payment of compensation (or payment or reimbursement of expenses if more than \$1,000)? SEE PART V, FORM 990	X	
e	Transfer of any part of its income or assets?		X
3	Does the organization make grants for scholarships, fellowships, student loans, etc.? (See Note below.)	X	
4	Do you have a section 403(b) annuity plan for your employees?	X	
Note: Attach a statement to explain how the organization determines that individuals or organizations receiving grants or loans from it in furtherance of its charitable programs "qualify" to receive payments. SEE STATEMENT 18			

Part IV Reason for Non-Private Foundation Status (See pages 3 through 5 of the instructions)

- The organization is not a private foundation because it is (Please check only ONE applicable box.)
- 5 A church, convention of churches, or association of churches. Section 170(b)(1)(A)(i)
 - 6 A school. Section 170(b)(1)(A)(ii). (Also complete Part V.)
 - 7 A hospital or a cooperative hospital service organization. Section 170(b)(1)(A)(iii).
 - 8 A Federal, state, or local government or governmental unit. Section 170(b)(1)(A)(v).
 - 9 A medical research organization operated in conjunction with a hospital. Section 170(b)(1)(A)(iii). Enter the hospital's name, city, and state: _____
 - 10 An organization operated for the benefit of a college or university owned or operated by a governmental unit. Section 170(b)(1)(A)(iv). (Also complete the Support Schedule in Part IV-A.)
 - 11a An organization that normally receives a substantial part of its support from a governmental unit or from the general public. Section 170(b)(1)(A)(vi). (Also complete the Support Schedule in Part IV-A.)
 - 11b A community trust. Section 170(b)(1)(A)(vi). (Also complete the Support Schedule in Part IV-A.)
 - 12 An organization that normally receives (1) more than 33 1/3% of its support from contributions, membership fees, and gross receipts from activities related to its charitable, etc., functions - subject to certain exceptions, and (2) no more than 33 1/3% of its support from gross investment income and unrelated business taxable income (less section 511 tax) from businesses acquired by the organization after June 30, 1975. See section 509(a)(2). (Also complete the Support Schedule in Part IV-A.)
 - 13 An organization that is not controlled by any disqualified persons (other than foundation managers) and supports organizations described in (1) lines 5 through 12 above, or (2) section 501(c)(4), (5), or (6), if they meet the test of section 509(a)(2). (See section 509(a)(3).)

Provide the following information about the supported organizations (See page 5 of the instructions.)

(a) Name(s) of supported organization(s)	(b) Line number from above

- 14 An organization organized and operated to test for public safety. Section 509(a)(4). (See page 5 of the instructions.)

Part IV-A Support Schedule (Complete only if you checked a box on line 10, 11, or 12) Use cash method of accounting
 Note You may use the worksheet in the instructions for converting from the accrual to the cash method of accounting

Calendar year (or fiscal year beginning in)	(a) 2001	(b) 2000	(c) 1999	(d) 1998	(e) Total
15 Gifts, grants, and contributions received (Do not include unusual grants See line 28)	8,162,430.				8,162,430.
16 Membership fees received					
17 Gross receipts from admissions, merchandise sold or services performed, or furnishing of facilities in any activity that is related to the organization's charitable, etc., purpose	640,523.				640,523.
18 Gross income from interest, dividends, amounts received from payments on securities loans (section 512(a)(5)), rents, royalties, and unrelated business taxable income (less section 511 taxes) from businesses acquired by the organization after June 30, 1975	1,035,527.				1,035,527.
19 Net income from unrelated business activities not included in line 18					
20 Tax revenues levied for the organization's benefit and either paid to it or expended on its behalf					
21 The value of services or facilities furnished to the organization by a governmental unit without charge Do not include the value of services or facilities generally furnished to the public without charge					
22 Other income Attach a schedule Do not include gain or (loss) from sale of capital assets	1,287,780.		SEE STATEMENT 19		1,287,780.
23 Total of lines 15 through 22	11,126,260.	0.	0.	0.	11,126,260.
24 Line 23 minus line 17	10,485,737.				10,485,737.
25 Enter 1% of line 23	111,263.				
26 Organizations described on lines 10 or 11	a Enter 2% of amount in column (e), line 24				26a 209,715.
	b Prepare a list for your records to show the name of and amount contributed by each person (other than a governmental unit or publicly supported organization) whose total gifts for 1998 through 2001 exceeded the amount shown in line 26a Do not file this list with your return Enter the sum of all these excess amounts				26b 1,514,669.
	c Total support for section 509(a)(1) test Enter line 24, column (e)				26c 10,485,737.
	d Add Amounts from column (e) for lines 18 <u>1,035,527.</u> 19 _____ 22 <u>1,287,780.</u> 26b <u>1,514,669.</u>				26d 3,837,976.
	e Public support (line 26c minus line 26d total)				26e 6,647,761.
	f Public support percentage (line 26e (numerator) divided by line 26c (denominator))				26f 63.3981%
27 Organizations described on line 12	a For amounts included in lines 15, 16, and 17 that were received from a "disqualified person," prepare a list for your records to show the name of, and total amounts received in each year from, each "disqualified person" Do not file this list with your return Enter the sum of such amounts for each year				N/A
	(2001)	(2000)	(1999)	(1998)	
	b For any amount included in line 17 that was received from each person (other than "disqualified persons"), prepare a list for your records to show the name of, and amount received for each year, that was more than the larger of (1) the amount on line 25 for the year or (2) \$5,000 (Include in the list organizations described in lines 5 through 11, as well as individuals) Do not file this list with your return After computing the difference between the amount received and the larger amount described in (1) or (2), enter the sum of these differences (the excess amounts) for each year				N/A
	(2001)	(2000)	(1999)	(1998)	
	c Add Amounts from column (e) for lines 15 _____ 16 _____ 17 _____ 20 _____ 21 _____				27c N/A
	d Add Line 27a total _____ and line 27b total _____				27d N/A
	e Public support (line 27c total minus line 27d total)				27e N/A
	f Total support for section 509(a)(2) test Enter amount on line 23, column (e)				27f N/A
	g Public support percentage (line 27e (numerator) divided by line 27f (denominator))				27g N/A %
	h Investment income percentage (line 18, column (e) (numerator) divided by line 27f (denominator))				27h N/A %

28 Unusual Grants For an organization described in line 10, 11, or 12 that received any unusual grants during 1998 through 2001, prepare a list for your records to show, for each year, the name of the contributor, the date and amount of the grant, and a brief description of the nature of the grant Do not file this list with your return Do not include these grants in line 15

NONE

Part V Private School Questionnaire (See page 7 of the instructions)

N/A

(To be completed ONLY by schools that checked the box on line 6 in Part IV)

		Yes	No
29	Does the organization have a racially nondiscriminatory policy toward students by statement in its charter, bylaws, other governing instrument, or in a resolution of its governing body?		
30	Does the organization include a statement of its racially nondiscriminatory policy toward students in all its brochures, catalogues, and other written communications with the public dealing with student admissions, programs, and scholarships?		
31	Has the organization publicized its racially nondiscriminatory policy through newspaper or broadcast media during the period of solicitation for students, or during the registration period if it has no solicitation program, in a way that makes the policy known to all parts of the general community it serves? If "Yes," please describe, if "No," please explain (If you need more space, attach a separate statement)		
<hr/> <hr/> <hr/>			
32	Does the organization maintain the following		
a	Records indicating the racial composition of the student body, faculty, and administrative staff?	32a	
b	Records documenting that scholarships and other financial assistance are awarded on a racially nondiscriminatory basis?	32b	
c	Copies of all catalogues, brochures, announcements, and other written communications to the public dealing with student admissions, programs, and scholarships?	32c	
d	Copies of all material used by the organization or on its behalf to solicit contributions? If you answered "No" to any of the above, please explain (If you need more space, attach a separate statement)	32d	
<hr/> <hr/>			
33	Does the organization discriminate by race in any way with respect to		
a	Students' rights or privileges?	33a	
b	Admissions policies?	33b	
c	Employment of faculty or administrative staff?	33c	
d	Scholarships or other financial assistance?	33d	
e	Educational policies?	33e	
f	Use of facilities?	33f	
g	Athletic programs?	33g	
h	Other extracurricular activities? If you answered "Yes" to any of the above, please explain (If you need more space, attach a separate statement)	33h	
<hr/> <hr/>			
34 a	Does the organization receive any financial aid or assistance from a governmental agency?	34a	
b	Has the organization's right to such aid ever been revoked or suspended? If you answered "Yes" to either 34a or b, please explain using an attached statement	34b	
35	Does the organization certify that it has complied with the applicable requirements of sections 4 01 through 4 05 of Rev Proc 75-50, 1975-2 C B 587, covering racial nondiscrimination? If "No," attach an explanation	35	

Part VI-A Lobbying Expenditures by Electing Public Charities (See page 9 of the instructions)

N/A

(To be completed ONLY by an eligible organization that filed Form 5768)

Check **a** if the organization belongs to an affiliated group Check **b** if you checked "a" and "limited control" provisions apply

Limits on Lobbying Expenditures

(The term "expenditures" means amounts paid or incurred)

	(a) Affiliated group totals	(b) To be completed for ALL electing organizations
	N/A	
36 Total lobbying expenditures to influence public opinion (grassroots lobbying)	36	
37 Total lobbying expenditures to influence a legislative body (direct lobbying)	37	
38 Total lobbying expenditures (add lines 36 and 37)	38	
39 Other exempt purpose expenditures	39	
40 Total exempt purpose expenditures (add lines 38 and 39)	40	
41 Lobbying nontaxable amount Enter the amount from the following table -		
If the amount on line 40 is -	The lobbying nontaxable amount is -	
Not over \$500,000	20% of the amount on line 40	
Over \$500,000 but not over \$1,000,000	\$100,000 plus 15% of the excess over \$500,000	
Over \$1,000,000 but not over \$1,500,000	\$175,000 plus 10% of the excess over \$1,000,000	
Over \$1,500,000 but not over \$17,000,000	\$225,000 plus 5% of the excess over \$1,500,000	
Over \$17,000,000	\$1,000,000	
42 Grassroots nontaxable amount (enter 25% of line 41)	42	
43 Subtract line 42 from line 36 Enter -0- if line 42 is more than line 36	43	
44 Subtract line 41 from line 38 Enter -0- if line 41 is more than line 38	44	

Caution If there is an amount on either line 43 or line 44, you must file Form 4720

4-Year Averaging Period Under Section 501(h)

(Some organizations that made a section 501(h) election do not have to complete all of the five columns below See the instructions for lines 45 through 50 on page 11 of the instructions)

Calendar year (or fiscal year beginning in)	Lobbying Expenditures During 4-Year Averaging Period				N/A (e) Total
	(a) 2002	(b) 2001	(c) 2000	(d) 1999	
45 Lobbying nontaxable amount					0.
46 Lobbying ceiling amount (150% of line 45(e))					0.
47 Total lobbying expenditures					0.
48 Grassroots nontaxable amount					0.
49 Grassroots ceiling amount (150% of line 48(e))					0.
50 Grassroots lobbying expenditures					0.

Part VI-B Lobbying Activity by Nonelecting Public Charities

(For reporting only by organizations that did not complete Part VI-A) (See page 11 of the instructions)

During the year, did the organization attempt to influence national, state or local legislation, including any attempt to influence public opinion on a legislative matter or referendum, through the use of

- a Volunteers
- b Paid staff or management (Include compensation in expenses reported on lines c through h)
- c Media advertisements
- d Mailings to members, legislators, or the public
- e Publications, or published or broadcast statements
- f Grants to other organizations for lobbying purposes
- g Direct contact with legislators, their staffs, government officials, or a legislative body
- h Rallies, demonstrations, seminars, conventions, speeches, lectures, or any other means
- i Total lobbying expenditures (Add lines c through h)

Yes	No	Amount
	X	
	X	
	X	
	X	
	X	
	X	
X		17,250.
	X	
		17,250.

If "Yes" to any of the above, also attach a statement giving a detailed description of the lobbying activities

SEE STATEMENT 20

FORM 990	OTHER INVESTMENT INCOME	STATEMENT	1
DESCRIPTION		AMOUNT	
NET REALIZED LOSS ON INVESTMENTS - SEE STATEMENT 2		<1,395,363.>	
TOTAL TO FORM 990, PART I, LINE 7		<1,395,363.>	
	FOOTNOTES	STATEMENT	2

FORM 990, PART I, LINE 7

THE ORGANIZATION IS REPORTING THE NET REALIZED LOSS FROM INVESTMENT SECURITY TRANSACTIONS ON LINE 7. OBTAINING THE DETAIL OF EACH INDIVIDUAL SALES PRICE AND COST BASIS WOULD REQUIRE SUBSTANTIAL ADDITIONAL ACCOUNTING COST AND EFFORT. THE ORGANIZATION IS AUDITED BY INDEPENDENT CPA'S AND THE GAIN OR LOSS AND COST FIGURES ARE REGULARLY RECONCILED TO THE CUSTODIAN'S RECORDS. THE DETAIL IS ULTIMATELY AVAILABLE IN THE ORGANIZATION'S RETAINED RECORDS.

FORM 990 GAIN (LOSS) FROM PUBLICLY TRADED SECURITIES STATEMENT 3

DESCRIPTION	GROSS SALES PRICE	COST OR OTHER BASIS	EXPENSE OF SALE	NET GAIN OR (LOSS)
NET REALIZED GAIN ON DONATED SECURITIES - SEE STATEMENT 21	3,688,738.	3,682,562.	0.	6,176.
TO FORM 990, PART I, LINE 8	3,688,738.	3,682,562.	0.	6,176.

FORM 990	PAYMENTS TO AFFILIATES	STATEMENT	4
----------	------------------------	-----------	---

AFFILIATE'S NAMEAFFILIATE'S ADDRESS

UNITED WAY OF AMERICA

701 NORTH FAIRFAX STREET
ALEXANDRIA, VA 22314PURPOSE OF PAYMENTAMOUNT

DUES

430,000.

TOTAL TO FORM 990, PART I, LINE 16

430,000.

FORM 990	OTHER CHANGES IN NET ASSETS OR FUND BALANCES	STATEMENT	5
----------	--	-----------	---

DESCRIPTIONAMOUNT

NET UNREALIZED LOSSES

<2,510,482.>

ACTUAL COLLECTIONS OVER ESTIMATED COLLECTIONS AND
DESIGNATIONS FROM 2001

<28,792.>

NET LOSS ON PENSION PLANS NOT RECOGNIZED AS EXPENSE

<2,306,421.>

TOTAL TO FORM 990, PART I, LINE 20

<4,845,695.>

FORM 990	STATEMENT OF ORGANIZATION'S PRIMARY EXEMPT PURPOSE PART III	STATEMENT	6
----------	--	-----------	---

EXPLANATION

GREATER TWIN CITIES UNITED WAY (UNITED WAY), A NOT-FOR PROFIT ORGANIZATION, IMPROVES LIVES AND BUILDS A STRONGER COMMUNITY BY FOCUSING ON THE MOST PRESSING NEEDS OF OUR COMMUNITY. UNITED WAY BRINGS TOGETHER THE HEARTS, MINDS, AND RESOURCES THROUGH EFFECTIVE PARTNERSHIPS WITH BUSINESSES, GOVERNMENT, AND NONPROFIT ORGANIZATIONS TO CREATIVELY SOLVE OUR COMMUNITY ISSUES. GREATER TWIN CITIES UNITED WAY SERVES ANOKA, CARVER, CHISAGO, DAKOTA, HENNEPIN, ISANTI, RAMSEY, SCOTT, AND WASHINGTON COUNTIES.

FORM 990 STATEMENT OF PROGRAM SERVICE ACCOMPLISHMENTS STATEMENT 7

DESCRIPTION OF PROGRAM SERVICE THREE

DONOR DESIGNATIONS - CONTRIBUTIONS TO GREATER TWIN CITIES UNITED WAY THAT DONORS DIRECT TO SPECIFIC AGENCIES. THERE WERE APPROXIMATELY 40,000 DONOR DESIGNATIONS TO 1,950 AGENCIES IN 2002.

	GRANTS	EXPENSES
TO FORM 990, PART III, LINE C	9,120,103.	9,120,103.

FORM 990 CASH GRANTS AND ALLOCATIONS STATEMENT 8

CLASSIFICATION	DONEE'S NAME	DONEE'S ADDRESS	DONEE'S RELATIONSHIP	AMOUNT
SEE STATEMENT 24			NONE	69806306.
TOTAL INCLUDED ON FORM 990, PART II, LINE 22				69806306.

FORM 990 OTHER PROGRAM SERVICES STATEMENT 9

DESCRIPTION	GRANTS AND ALLOCATIONS	EXPENSES
UNITED WAY 2-1-1 - A 24/7 INFORMATION AND REFERRAL PHONE SERVICE THAT LINKS PEOPLE IN A TWELVE-COUNTY METRO REGION TO A BROAD ARRAY OF COMMUNITY RESOURCES. IN 2002, UNITED WAY 2-1-1 RECEIVED APPROXIMATELY 237,000 CALLS AND THERE WERE 68,000 VISITS TO THE 2-1-1 WEBSITE.		1,552,942.
OTHER PROGRAM SERVICES - THE FUNDING OF SPECIFIC COMMUNITY PROGRAMS. THERE WERE 11 COMMUNITY PROGRAMS FUNDED IN 2002.		882,669.
TOTAL TO FORM 990, PART III, LINE E		2,435,611.

FORM 990 **NON-GOVERNMENT SECURITIES** **STATEMENT 10**

SECURITY DESCRIPTION	CORPORATE STOCKS	CORPORATE BONDS	OTHER PUBLICLY TRADED SECURITIES	OTHER SECURITIES	TOTAL NON-GOV'T SECURITIES
CORPORATE STOCKS	6,350,455.				6,350,455.
MUTUAL FUNDS				2,037,361.	2,037,361.
FIXED INCOME FUNDS				263,519.	263,519.
INVESTMENTS HELD BY THE MINNEAPOLIS FOUNDATION				3,497,081.	3,497,081.
ENDOWMENTS HELD BY THE MINNEAPOLIS FOUNDATION				6,991,742.	6,991,742.
TO 990, LN 54 COL B	6,350,455.			12,789,703.	19,140,158.

FORM 990 **GOVERNMENT SECURITIES** **STATEMENT 11**

DESCRIPTION	U.S. GOVERNMENT	STATE AND LOCAL GOV'T	TOTAL GOV'T SECURITIES
U.S. GOVERNMENT SECURITIES	5,773,628.		5,773,628.
TOTAL TO FORM 990, LINE 54, COL B	5,773,628.		5,773,628.

FORM 990 **OTHER ASSETS** **STATEMENT 12**

DESCRIPTION	AMOUNT
BENEFICIAL INTEREST IN TRUSTS	8,647,632.
CASH SURRENDER VALUE OF LIFE INSURANCE POLICY	480,419.
ACCRUED INTEREST	16,198.
PREPAID PENSION EXPENSE	549,863.
TOTAL TO FORM 990, PART IV, LINE 58, COLUMN B	9,694,112.

FORM 990

OTHER NOTES AND LOANS PAYABLE

STATEMENT 13

LENDER'S NAME

TERMS OF REPAYMENT

HOUSING AND REDEVELOPMENT AUTHORITY OF THE CITY OF ST. PAUL INTEREST PAID QUARTERLY, PRINCIPAL PAID ANNUALLY ON DECEMBER 1

<u>DATE OF NOTE</u>	<u>MATURITY DATE</u>	<u>ORIGINAL LOAN AMOUNT</u>	<u>INTEREST RATE</u>
12/01/88	12/01/18	4,600,000.	.00%

SECURITY PROVIDED BY BORROWER

PURPOSE OF LOAN

COMMERCIAL DEVELOPMENT REVENUE BONDS CONSTRUCTION OF NEW UNITED WAY HEADQUARTERS

RELATIONSHIP OF LENDER

NONE

<u>DESCRIPTION OF CONSIDERATION</u>	<u>FMV OF CONSIDERATION</u>	<u>BALANCE DUE</u>
CASH	3,300,000.	3,300,000.
TOTAL INCLUDED ON FORM 990, PART IV, LINE 64, COLUMN B		3,300,000.

FORM 990

OTHER REVENUE NOT INCLUDED ON FORM 990

STATEMENT 14

DESCRIPTION

AMOUNT

ACTUAL COLLECTIONS OVER ESTIMATED COLLECTIONS AND DESIGNATIONS FOR 2001	<28,792.>
TOTAL TO FORM 990, PART IV-A	<28,792.>

FORM 990 OTHER REVENUE INCLUDED ON FORM 990 STATEMENT 15

DESCRIPTION	AMOUNT
DONOR DESIGNATED CONTRIBUTIONS FOR OTHER AGENCIES	9,120,103.
TOTAL TO FORM 990, PART IV-A	9,120,103.

FORM 990 OTHER EXPENSES INCLUDED ON FORM 990 STATEMENT 16

DESCRIPTION	AMOUNT
DONOR DESIGNATED CONTRIBUTIONS FOR OTHER AGENCIES	9,120,103.
TOTAL TO FORM 990, PART IV-B	9,120,103.

FORM 990 PART VIII - RELATIONSHIP OF ACTIVITIES TO ACCOMPLISHMENT OF EXEMPT PURPOSES STATEMENT 17

LINE	EXPLANATION OF RELATIONSHIP OF ACTIVITIES
93A	SPECIAL PROJECTS CONSISTS OF MISCELLANEOUS REVENUES GENERATED BY SPEAKERS' HONORARIUMS, ESTATE MEMORIALS AND SPECIAL CORPORATE FUNDING FOR MERGER TRANSITION.
93B	REPORT LUNCHEON REIMBURSEMENT DURING CAMPAIGN.
93C	INCOME GENERATED FROM THE SALE OF GREATER TWIN CITIES UNITED WAY 2-1-1 DIRECTORY OF COMMUNITY RESOURCES. THE DIRECTORY LISTS APPROXIMATELY 2,000 AGENCIES, INCLUDING A DESCRIPTION OF THE SERVICES THEY PROVIDE AS WELL AS CONTACT INFORMATION.
93D	FIRST CALL FOR HELP PROVIDES REFERRAL ASSISTANCE TO INDIVIDUALS IN NEED.
93E	RENTAL INCOME CONSISTS OF RENT RECEIVED FROM FUNDED AGENCIES FOR OFFICE SPACE IN THE ORGANIZATION'S BUILDING.
93F	FUNDING PROVIDED BY A CONTRACT WITH HENNEPIN COUNTY FOR ADMINISTRATION OF THE ALLIANCE FOR FAMILY AND CHILDREN PROGRAM.
103A	ADMINISTRATIVE REIMBURSEMENTS FOR FEES ASSOCIATED WITH DONOR DESIGNATED CONTRIBUTIONS.
103B	MISCELLANEOUS INCOME DERIVED BY PROVIDING INCIDENTAL PROGRAMS IN THE COMMUNITY.

SCHEDULE A EXPLANATION OF QUALIFICATIONS TO RECEIVE PAYMENTS STATEMENT 18
PART III, LINE 3

JULIE EVANS NELSON MEMORIAL SCHOLARSHIP FOR
FOR OUTSTANDING YOUTH VOLUNTEERISM

THE JULIET EVANS NELSON MEMORIAL SCHOLARSHIP FOR OUTSTANDING YOUTH WAS ESTABLISHED BY GLEN AND MARILYN NELSON IN MEMORY OF THEIR DAUGHTER, JULIET. MEMORIALS IN JULIET'S NAME THAT WERE DESIGNATED TO UNITED WAY WERE USED TO PURCHASE AN ANNUITY TO PROVIDE THE SCHOLARSHIP FUNDS. A \$2,500 ANNUAL SCHOLARSHIP WILL BE AWARDED FOR OURSTANDING YOUTH VOLUNTEERISM THROUGH THE YEAR 2011. RECIPIENTS OF THE SCHOLARSHIP WILL BE HIGH SCHOOL SENIORS WHO HAVE DEMONSTRATED OUTSTANDING VOLUNTEER SERVICE AND WHO HAVE MADE A DIFFERENCE IN THE LIVES OF OTHERS AROUND THEM. ELIGIBILITY CRITERIA STATE THAT RECIPIENTS ENTER POST-SECONDARY EDUCATION THE FOLLOWING YEAR. THE SCHOLARSHIP CHECK WILL BE WRITTEN JOINTLY TO THE STUDENT AND THEIR CHOSEN INSTITUTION OF HIGHER LEARNING. SUCCESSFUL CANDIDATES WILL BE YOUNG MEN AND WOMEN WHO CONSISTENTLY DEMAND THE BEST OF THEMSELVES THROUGH THEIR VOLUNTEER EFFORTS AND, IN DOING SO, ENRICH THEIR SCHOOL, THEIR HOME OR THEIR COMMUNITY. THE UNITED WAY IS PLEASED TO BE PART OF THIS LOVING TRIBUTE BY THE NELSON FAMILY. WE ARE ALSO PLEASED TO PRESENT THIS SCHOLARSHIP TO ENCOURAGE OUR YOUTH TO GIVE OF THEMSELVES THROUGH ACTS OF VOLUNTEERISM FOR THEIR COMMUNTIY.

SCHEDULE A	OTHER INCOME			STATEMENT 19
DESCRIPTION	2001 AMOUNT	2000 AMOUNT	1999 AMOUNT	1998 AMOUNT
DONOR DESIGNATION FEE	908,737.	0.	0.	0.
MISCELLANEOUS	379,043.	0.	0.	0.
TOTAL TO SCHEDULE A, LINE 22	<u>1,287,780.</u>	<u>0.</u>	<u>0.</u>	<u>0.</u>

SCHEDULE A STATEMENT OF LOBBYING ACTIVITIES - PART VI-B STATEMENT 20

LOBBYING ACTIVITIES TOPICS CONSISTED OF TAX DEDUCTIBILITY OF CHARITABLE CONTRIBUTIONS; AMENDMENTS OF MINNESOTA CONTRACTING RULES RE: NON PROFITS; TANF REAUTHORIZATION EARNED INCOME TAX CREDIT; AND FUNDING FOR THE EMERGENCY FOOD AND SHELTER PROGRAMS.

GREATER TWIN CITIES UNITED WAY				
Gain Loss on Sale of Donated Stock				
FOR THE YEAR ENDED DECEMBER 31, 2002				
Date	Description	Donated	Gross	Net (Gain)
		Stock Value	Sales Value	Loss
10/31/2002	269 Municipal Mtg	6 609	6,564	46
2/27/2002	285 Abbott Labs	16 239	16 296	(57)
1/11/2002	103 Amgen Inc	6 091	6 036	56
1/16/2002	70 Am Med Systems	1 483	1,470	13
1/16/2002	200 Bemis Inc	10,019	9 954	65
9/18/2002	250 Bemis Co	13 491	13,473	19
1/7/2002	50 Wells Fargo	2 180	2,149	32
12/27/2002	45 Wells Fargo & Co	2 118	2,125	(7)
6/26/2002	203 Honeywell	7 533	7 525	8
12/27/2002	22 General Mills	1 027	1,032	(6)
5/13/2002	18 Gen Mills	799	794	6
12/26/2002	158 Cerus Corp	24 519	25,341	(822)
9/19/2002	125 General Mills	5 270	5 215	55
1/4/2002	11 Apache Corp	552	554	(2)
12/31/2002	5 shares 3M	529	535	(6)
12/23/2002	84 Harley Davidson	3 977	3,914	62
12/20/2002	80 Target Corp	2 546	2,530	16
1/18/2002	8 3M	1 034	1 031	2
3/8/2002	25 Washington Post	14 431	14 625	(194)
11/15/2002	12 - 3M	1 551	1,566	(15)
1/7/2002	9 3M	1 068	1 066	3
1/7/2002	267 US Bancorp	5 170	5 247	(76)
12/31/2002	238 US Bancorp	5 078	5 150	(73)
1/8/2002	33 Darden Restaurant	1 185	1 189	(4)
12/23/2002	58 Darden Restaurants	1 189	1 189	0
10/28/2002	35 Janus	1,187	1 150	36
12/31/2002	15 shares 3M	1 842	1 875	(33)
3/18/2002	23 St Paul Companies	1 088	1 100	(13)
5/14/2002	55 Target	2 461	2 467	(6)
1/16/2002	50 US Bancorp	2 060	2 061	(1)
1/16/2002	50 US Bancorp	2,060	2 061	(1)
1/4/2002	195 Medtronic	10,016	10 004	13
10/21/2002	683 Medtronic	29 659	30 407	(748)
1/8/2002	280 Adv Fibre Comm	5 072	4 981	91
1/7/2002	43 TCF Financial	1 830	1,827	3
9/25/2002	100 General Mills	4,123	4 147	(25)
11/1/2002	10 - 3M	1 264	1 266	(2)
12/31/2002	107 Medtronic	4 921	4 924	(3)
3/22/2002	6 3M	725	724	1
11/4/2002	109 ADM	1 481	1 490	(9)
1/31/2002	467 Hewlett Packard	10 211	10 638	(427)
10/15/2002	85 US Bancorp	1,556	1 460	96
1/16/2002	30 Dow Chemical	1,019	1,020	(1)
12/2/2002	10 shares 3M	1 305	1 306	(1)
1/22/2002	84 Inverness Med	1 676	1 673	3
1/9/2002	29 Pentair Inc	1 074	1,069	5
1/10/2002	20 Gen Mills	1 019	991	28
12/27/2002	24 General Mills	1 126	1 130	(3)
1/16/2002	9 Johnson/Johnson	537	540	(2)
12/31/2002	47 US Bancorp	1 022	1 024	(2)
1/30/2002	41 Gen Mills	2 044	2 032	13
11/12/2002	12 - 3M	1 525	1 548	(23)
11/19/2002	40 Microsoft Corp	2 103	2 101	2
2/19/2002	5 3M	557	553	4
5/6/2002	4 3M	503	491	12
11/22/2002	1 share 3M	129	129	(0)
6/20/2002	5 3M	607	630	(23)
3/7/2002	5 3M	607	615	(9)
9/24/2002	5-3M	604	596	8
9/24/2002	9-3M	1 075	1 072	3
1/15/2002	25 Vanguard 500	1 000	1 009	(9)
1/8/2002	4 3M	479	476	3
11/1/2002	6 3M	743	754	(11)
6/27/2002	7 3M	899	894	5
9/24/2002	1 3M	123	119	4
11/6/2002	10 - 3M	1,275	1 274	1
7/30/2002	9 SHARES 3M	1 090	1 162	(72)
5/14/2002	5 3M	633	630	4
2/8/2002	218 Wells Fargo	10,117	10,093	24
1/4/2002	170 British Petroleum	7 493	7 465	28
10/9/2002	27 British Petroleum	1 095	1 103	(8)
1/22/2002	30 Medtronic	1 541	1 479	62
12/26/2002	16 Toro Company	1 054	1,040	14
11/25/2002	95 Merck & Co	5 197	5 308	(111)
12/20/2002	266 Nokia	4 880	4 772	108
1/7/2002	52 ADP	3 059	3 013	45
12/26/2002	182 Cisco Systems Inc	2 496	2,494	2
10/7/2002	25 UBS Ag Ord	1 036	1 038	(1)
4/26/2002	14 Wells Fargo	715	723	(8)
6/19/2002	560 Weyerhaeuser	35 454	35,274	179
1/8/2002	95 Fortune Brands	3 823	3 804	19

GREATER TWIN CITIES UNITED WAY				
Gain Loss on Sale of Donated Stock				
FOR THE YEAR ENDED DECEMBER 31, 2002				
Date	Description	Donated	Gross	Net (Gain)
		Stock Value	Sales Value	Loss
12/30/2002	155 Bnstol-Myers Squ	3,653	3,622	31
10/11/2002	800 Bemis Co	39,928	40,168	(240)
10/9/2002	468 Exxon Mobil	15,631	15,954	(323)
1/16/2002	50 Zimmer Holdings	1,476	1,475	1
9/24/2002	44 Deera & Co	2,089	2,055	33
10/29/2002	90 3M	11,549	11,426	122
11/18/2002	50 US Bancorp	1,047	1,034	13
3/8/2002	41 State Street	2,015	2,054	(40)
12/13/2002	26 Mentor Corp	1,115	1,103	13
1/17/2002	39 Natl City Cor	1,142	1,130	12
11/18/2002	348 Medtronic	16,166	16,050	117
12/13/2002	100 Nokia Corp	1,835	1,806	29
5/6/2002	3000 Plx Technol	22,500	21,458	1,042
11/12/2002	244 Intel Corp	4,120	4,172	(52)
11/12/2002	64 Pfizer Inc	2,024	2,032	(8)
10/25/2002	50 3M	6,181	6,157	25
11/22/2002	145 Valspar Corp	6,297	6,331	(34)
12/31/2002	275 Merck & Company	16,068	15,848	220
6/20/2002	223 Medtronic	9,780	9,848	(68)
11/18/2002	216 Medtronic	10,073	10,152	(79)
9/16/2002	113 Medtronic	4,681	4,651	30
4/18/2002	835 Intel Corp	23,580	23,464	117
12/30/2002	334 Target Corp	9,866	9,770	97
1/4/2002	200 Travelocity	5,060	5,026	34
2/4/2002	44 Medtronic	2,107	2,095	12
10/18/2002	58 Medtronic	2,585	2,506	80
4/10/2002	600 Applied Matenal	32,166	32,467	(301)
12/2/2002	1096 Nokia	21,060	21,361	(301)
12/2/2002	74 UnitedHealth Grp	5,954	5,974	(20)
10/3/2002	30 Medtronic	1,258	1,231	27
9/13/2002	16 Medtronic	1,077	1,082	(5)
9/16/2002	26 Medtronic	663	656	7
10/7/2002	31 Medtronic	1,330	1,332	(2)
10/3/2002	120 Medtronic	5,085	4,924	161
11/22/2002	77 Medtronic	3,629	3,607	21
1/4/2002	140 Target	5,698	5,814	(118)
12/30/2002	180 Target Corp	5,055	5,071	(15)
9/17/2002	300 Medtronic	12,437	12,387	50
12/23/2002	44 Wal-Mart	2,260	2,248	11
12/16/2002	251 Medtronic	11,549	11,501	48
1/16/2002	124 Medtronic	6,331	6,345	(14)
12/20/2002	140 Medtronic Inc	6,536	6,474	62
2/4/2002	68 Surmodica	2,581	2,492	89
11/1/2002	300 Wells Fargo	15,150	14,979	171
5/17/2002	155 Radlan Group	8,141	8,272	(131)
10/30/2002	50 Medtronic	2,171	2,269	(97)
11/6/2002	47 Medtronic	2,113	2,116	(4)
12/26/2002	22 Medtronic	1,008	1,004	4
12/23/2002	320 Target Crop	10,186	10,080	106
1/7/2002	89 Ecolab	3,541	3,562	(20)
12/11/2002	72 Ecolab	3,476	3,506	(30)
2/22/2002	53 Johnson & Johnson	3,013	2,979	35
11/7/2002	530 Marshall & Ilsley	15,158	15,227	(69)
12/27/2002	1750 General Mills	82,136	82,107	30
10/11/2002	85 Medtronic	3,675	3,641	35
9/17/2002	22 Medtronic	912	908	4
1/9/2002	49 Wal-Mart	2,864	2,847	17
12/23/2002	10 IBM	798	811	(13)
6/6/2002	146 US Bancorp	3,532	3,409	123
6/26/2002	375 Lakes Gaming	3,047	3,038	9
11/27/2002	325 Lakes Gaming	1,888	1,871	18
11/27/2002	72 K V Pharmaceutcd	1,569	1,577	(8)
1/11/2002	168 Merck & Co	9,949	9,929	20
12/26/2002	175 Merck & Company	10,154	10,225	(71)
3/27/2002	32 Wells Fargo	1,608	1,608	0
4/11/2002	6 Exxon Mobil	262	262	0
12/9/2002	65 General Mills	2,864	2,871	(7)
9/17/2002	20 Medtronic	829	826	3
11/1/2002	410 Bunge Limited	10,369	10,394	(25)
10/21/2002	31 Medtronic	1,306	1,393	(87)
12/30/2002	130 General Mills	6,102	6,100	2
1/9/2002	60 Donaldson Co	2,320	2,309	11
1/7/2002	50 Gen Mills	2,624	2,616	8
12/27/2002	143 General Mills	6,675	6,711	(36)
11/30/2002	20 Philip Moms	878	804	74
12/3/2002	77 Keyspan	2,764	2,772	(8)
1/4/2002	15 St Judes Medical	1,137	1,133	4
12/6/2002	216 Imagistics Intl	4,382	4,342	40
12/2/2002	35 Graco Inc	1,004	1,020	(17)
12/11/2002	80 Graco	2,294	2,337	(43)
11/20/2002	20 Craco	546	555	(9)

GREATER TWIN CITIES UNITED WAY
Gain/Loss on Sale of Donated Stock
FOR THE YEAR ENDED DECEMBER 31, 2002

Date	Description	Donated Stock Value	Gross Sales Value	Net (Gain) Loss
12/31/2002	300 LSI Logic	1,724	1,689	35
1/2/2002	60 Medtronic	3,063	3,075	(12)
11/21/2002	77 Medtronic	3,597	3,591	7
1/10/2002	70 Cerus Corp	3,369	3,420	(51)
12/31/2002	66 Medtronic	3,011	3,041	(29)
2/11/2002	26 Philip Morris	1,291	1,297	(6)
2/11/2002	8 Worldcom	117	112	5
12/26/2002	27 Johnson&Johnson	1,497	1,488	9
1/10/2002	30 Wells Fargo	1,303	1,307	(4)
10/21/2002	28 474 Fidelity Low	762	674	87
1/7/2002	150 Urologix	3,106	3,144	(38)
12/12/2002	230 Gen Mills	10,178	10,099	78
12/24/2002	22 General Mills	987	1,011	(25)
12/27/2002	64 General Mills	3,004	3,013	(9)
1/7/2002	50 MetLife	1,550	1,553	(3)
1/7/2002	104 ADM	1,503	1,525	(22)
11/18/2002	110 Archer Daniel	1,547	1,541	6
10/9/2002	60 MTS	690	629	60
11/21/2002	26 Biogen Inc	1,048	1,048	0
9/25/2002	34 Medtronic	1,420	1,415	4
1/15/2002	5 Diageo PLC	224	224	(0)
11/18/2002	5 Diageo Plc	224	229	(5)
12/19/2002	5 Otter Tail Power	458	448	10
12/9/2002	700 Medtronic	34,195	32,830	1,365
12/10/2002	62 UnitedHealth	5,028	4,807	220
6/7/2002	200 Wells Fargo	9,802	9,551	251
6/13/2002	200 Wells Fargo	10,480	10,375	105
1/7/2002	744 Tennant	27,893	27,758	134
12/17/2002	92 Johnson/Johnson	5,150	5,122	28
9/30/2002	4 Berkshire Hathaway	10,044	10,024	20
8/26/2002	1200 Bnstol Myers	27,498	28,740	(1,242)
8/26/2002	1200 Carnival Corp	29,112	30,060	(948)
8/26/2002	624 Conoco Inc	14,071	15,013	(942)
8/26/2002	120 Zimmer Hlds	4,489	4,650	(161)
8/26/2002	171 Agere System	289	284	5
12/31/2002	163 Conagra Inc	4,007	3,972	34
10/24/2002	367 Medtronic	16,478	16,460	18
12/20/2002	271 Johnson&Johnson	15,053	14,881	172
10/4/2002	30 General Mills	1,353	1,344	9
10/4/2002	263 HRPT Prop Trust	2,154	2,159	(5)
10/4/2002	940 Lucent Tech	978	921	56
10/4/2002	432 Qwest Comm	1,218	1,201	17
10/4/2002	40 Senior Housing Pr	428	424	4
10/4/2002	78 Avaya Inc	121	112	9
10/4/2002	248 Agere Systems-A	21	15	6
10/4/2002	8 Five Star Qual Car	291	292	(0)
11/21/2002	42 General Mills	1,854	1,845	9
10/7/2002	5 Medtronic	215	215	(0)
7/8/2002	1962 J Clothier	35,022	35,453	(432)
1/7/2002	20 Medtronics	1,014	1,019	(5)
12/30/2002	50 Pncipal Financial	1,537	1,532	5
1/3/2002	45 Gen Mills	2,357	2,356	1
11/27/2002	14 Moka	251	264	(12)
10/4/2002	51 Medtronic	2,143	2,141	2
2/7/2002	6 Medtronic	294	291	3
10/3/2002	11 Medtronic	466	451	15
10/3/2002	60 Medtronic	2,543	2,462	81
10/15/2002	28 Medtronic	1,191	1,208	(17)
9/25/2002	60 Medtronic	2,506	2,506	(1)
10/3/2002	10 Medtronic	419	410	9
9/20/2002	17 Medtronic	718	709	8
1/16/2002	25 Medtronic	1,284	1,216	68
1/2/2002	25 Medtronic	1,276	1,281	(5)
12/2/2002	30 Medtronic	1,466	1,430	35
9/17/2002	32 Medtronic	1,327	1,321	5
9/17/2002	60 Medtronic	2,487	2,477	10
9/25/2002	13 Medtronic	543	543	(0)
10/10/2002	280 G&K Svc	9,443	8,977	466
12/31/2002	146 Medtronic	6,825	6,850	(25)
10/28/2002	97 SLM Corp	10,191	10,175	16
11/22/2002	85 Bear Stearns Co	5,253	5,271	(18)
12/17/2002	48 Tennant	1,605	1,598	7
2/8/2002	10 3M	1,113	1,125	(12)
12/17/2002	40 Techne Corp	1,231	1,210	20
12/31/2002	850 Mossimo Inc	5,143	5,217	(75)
12/30/2002	350 ING Group	5,920	5,758	163
11/26/2002	27 Merck & Co	1,477	1,508	(31)
7/18/2002	75 Amerca Carmart	963	925	39
12/31/2002	1600 Urologix	5,648	5,444	204
9/17/2002	25 Medtronic	1,036	1,037	(0)
12/4/2002	90 General Mills	4,091	4,121	(30)

GREATER TWIN CITIES UNITED WAY				
Gain Loss on Sale of Donated Stock				
FOR THE YEAR ENDED DECEMBER 31, 2002				
Date	Description	Donated Stock Value	Gross Sales Value	Net (Gain) Loss
1/4/2002	395 Cmty 1st Banksh	8 583	8 722	(138)
1/8/2002	320 Intel Corp	10 422	10 371	51
5/22/2002	125 Mentor Corp	4 861	4 927	(67)
12/10/2002	125 Mentor Corp	5,326	5 327	(1)
1/4/2002	600 3M	68 976	69,156	(180)
7/8/2002	1275 3M	158 259	159 976	(1 717)
12/20/2002	1786 Insignia	19 333	18 576	758
9/24/2002	100-3M	12 230	11,731	499
1/15/2002	20 3M	2 381	2 344	37
12/9/2002	40 - 3M	5 153	5 122	31
11/8/2002	45 Medtronic	1,997	1 998	(1)
1/7/2002	150 MicroSoft	10 127	10,136	(9)
11/27/2002	30 St Jude Medical	1 012	1,013	(1)
10/15/2002	20 3M	2 309	2 242	67
12/17/2002	110 Coca-Cola	4 998	4 969	27
12/4/2002	17 Washington Post	12,359	12 300	60
11/12/2002	8 - 3M	1 036	1 027	9
10/22/2002	85 Pentair Inc	3,047	3 020	27
3/19/2002	20 - 3M	2,415	2,436	(21)
11/25/2002	10 Shares 3M	1 287	1 269	18
5/28/2002	4 - 3M	1 055	1 057	(2)
5/28/2002	4 - 3M	0	2	(2)
1/8/2002	1 3M	121	120	1
1/11/2002	150 Worldcom	0	(10)	10
1/11/2002	150 Worldcom	4 259	4,249	10
5/20/2002	100-3M	12 900	12 956	(57)
12/2/2002	16 Shares 3M	2 065	2 055	10
12/3/2002	100 IBM	8 489	8 527	(39)
12/12/2002	200 ITT Educ	4 470	4,454	16
10/30/2002	18 Eli Lilly	1 052	1 044	8
3/11/2002	500 Oracle Corp	8,220	8 335	(115)
4/15/2002	100 Fiserv Inc	4,533	4,540	(7)
1/7/2002	1295 Teva Pharmaceu	0	3	(3)
3/28/2002	1295-Teva Pharmaceut	76,522	76 226	295
12/27/2002	4825 Utah Medical Prodt	90 035	89 623	412
12/26/2002	42 3M	5 157	5,111	46
10/28/2002	10 - 3M	1 275	1 269	6
10/29/2002	200 - 3M	25 508	25 880	(372)
10/9/2002	50 3M	0	(41)	41
11/4/2002	50 - 3M	5 774	5 125	649
5/31/2002	47 - 3M	6,040	8 018	21
10/9/2002	42 Cigna Corp	3 065	3 083	(18)
1/7/2002	125 Imation	2 813	2 825	(13)
9/6/2002	10-3M	1 264	1 269	(5)
12/17/2002	34 Guidant	1 026	1,031	(5)
8/28/2002	67 US Bancorp	1 479	1,468	11
12/26/2002	50 Toro Company	3 222	3 277	(55)
11/21/2002	23 Coca-Cola Comapny	1,047	1 052	(5)
10/29/2002	25 - 3M	3,208	3 198	10
8/7/2002	15 - 3M	1 867	1 872	(5)
2/27/2002	55 3M	6 449	6 463	(14)
10/21/2002	5 - 3M	604	602	1
9/25/2002	9-3M	1,059	1 057	2
9/12/2002	10-3M	1 223	1 224	(1)
1/22/2002	335 ADM	4 948	4 948	(2)
11/20/2002	12 - 3M	1 536	1 522	14
5/14/2002	15 3M	1 884	1 889	(5)
11/7/2002	5 - 3M	634	631	4
11/22/2002	3 shares 3M	1 031	1,035	(4)
10/15/2002	4 3M	455	448	7
11/6/2002	27 - 3M	3 413	3 439	(25)
10/15/2002	2 - 3M	229	224	5
1/10/2002	5 3M	602	600	2
12/16/2002	5 - 3M	628	630	(2)
11/22/2002	9 3M	1 158	1 161	(3)
9/25/2002	5 Medtronic	209	208	1
4/23/2002	8-3M	994	993	2
12/31/2002	27 Washington Mutual	961	951	10
6/27/2002	8 3M	1,028	1,028	(1)
1/8/2002	24 Wells Fargo	1 039	1 038	0
1/8/2002	10 Amgen	580	584	(4)
12/27/2002	10 Amgen Inc	516	514	2
11/27/2002	240 US Bancorp	5 135	5 069	68
11/20/2002	400 Patterson Dent	20 450	20 100	350
9/10/2002	15 3M	1 912	1 812	100
10/28/2002	25 3M	3,155	3 200	(44)
9/3/2002	8-3M	1 026	1 001	25
5/6/2002	20 Philip Morris	1 102	1,106	(4)
12/31/2002	200 Express Scrp	9 511	9,598	(87)
12/31/2002	165 IQEC Pharmac	5 774	5,854	(80)
1/7/2002	13 UnitedHealth	919	918	1

GREATER TWIN CITIES UNITED WAY				
Gain Loss on Sale of Donated Stock				
FOR THE YEAR ENDED DECEMBER 31, 2002				
Date	Description	Donated Stock Value	Gross Sales Value	Net (Gain) Loss
1/7/2002	25 Gen Electric	931	968	(37)
12/17/2002	21 Medtronic	975	978	(3)
9/3/2002	20-3M	2 555	2 556	(1)
12/5/2002	20 US Bancorp	425	432	(7)
12/12/2002	10 3M	1 280	1,281	(1)
11/1/2002	9 - 3M	1,136	1 152	(16)
1/4/2002	20 3M	2 373	2 298	75
12/12/2002	27 - 3M	3 465	3 451	13
1/7/2002	9 3M	1 085	1,086	(1)
12/31/2002	4 shares 3M	495	494	0
11/12/2002	5 3M	647	650	(2)
12/9/2002	6 - 3M	772	766	6
11/14/2002	100 - 3M	12 708	12 898	(191)
12/31/2002	9 shares 3M	1,113	1 123	(10)
10/30/2002	45 Medtronic	2 035	2 043	(8)
10/24/2002	4 3M	501	500	1
12/12/2002	15 3M	1 942	1 920	22
1/9/2002	113 US Bancorp	2 327	2 370	(43)
12/30/2002	4 shares 3M	491	494	(3)
1/7/2002	3 3M	345	345	0
10/18/2002	5 - 3M	577	594	(17)
10/28/2002	15 - 3M	1 913	1 899	14
5/28/2002	8 - 3M	1,017	1,026	(9)
2/6/2002	5 - 3M	539	547	(8)
12/31/2002	9 shares 3M	1 113	1 110	3
12/27/2002	46 Johnson & Johnson	2,499	2 509	(11)
4/29/2002	50 - 3M	6,227	6,242	(15)
10/30/2002	9 - 3M	1 155	1 162	(7)
12/16/2002	9 - 3M	1 158	1 129	29
7/17/2002	8 SHARES 3M	1,010	1 024	(14)
10/25/2002	9 3M	1,113	1,115	(2)
1/7/2002	13 Amer Internatl	1 036	1,039	(3)
11/25/2002	15 Amn Intl Group	1 009	998	12
10/18/2002	30 Plum Creek Timbr	593	636	(43)
10/7/2002	20 Ecolab Inc	856	824	32
12/20/2002	278 Microsoft Corp	15 094	15 290	(196)
1/9/2002	10 3M	1 197	1,189	9
11/18/2002	135 Applied Mater	2 028	2 028	1
10/28/2002	10 - 3M	1 275	1 280	(4)
9/18/2002	9-3M	1 129	1 119	10
1/7/2002	10 3M	1 204	1,211	(7)
11/15/2002	10 - 3M	1 293	1 287	6
12/20/2002	40 Johnson&Johnson	2 252	2 202	50
1/7/2002	491 803 AXP	12 000	12 133	(133)
12/17/2002	100 GE	2 682	2,574	108
12/17/2002	100 GE	2 687	2,584	103
1/7/2002	10 3M	1 188	1 198	(11)
1/7/2002	5 3M	593	596	(3)
6/27/2002	4 - 3M	511	511	(1)
12/17/2002	47 US Bancorp	1 034	1 035	(2)
10/29/2002	500 US Bancorp	10 220	10 325	(105)
4/23/2002	4-3M	493	494	(2)
12/19/2002	4 SHARES 3M	499	501	(2)
11/26/2002	10 shares 3M	1 297	1 270	28
10/21/2002	8 - 3M	909	933	(23)
10/21/2002	10 - 3M	1 191	1 188	3
9/20/2002	3-3M	355	348	7
1/9/2002	20 Home Depot	1 033	1 024	8
11/25/2002	72 Cisco Systems	1 023	1 143	(121)
11/26/2002	72 Cisco Systems	0	(130)	130
12/13/2002	65 - 3M	8 417	8 366	51
2/4/2002	28 US Bancorp	583	584	(0)
10/29/2002	250 Mattel Inc	4 428	4 695	(268)
12/26/2002	28 shares 3M	3 483	3 452	32
1/8/2002	395 Medtronic	18 932	18,988	(55)
11/15/2002	540 Medtronic	25,283	25 321	(38)
12/19/2002	1195 US Bancorp	25 436	25 274	161
9/11/2002	900 Spectranetics	1 454	1 375	79
9/11/2002	80 Radiologix	1 088	1 047	40
9/11/2002	245 Cytoc Corp	2 765	2 465	300
12/31/2002	23 Medtronic	1 085	1 078	7
2/14/2002	262 Gen Mills	12,820	10 783	2 037
12/16/2002	279 Medtronic	12 858	12 826	32
12/26/2002	3340 Target Corp	101 215	100 246	969
1/22/2002	435 ConAgra Foods	10,103	10 157	(54)
12/20/2002	413 Conagra	10 015	10 069	(54)
12/27/2002	110 General Mills	5 134	5 162	(28)
8/12/2002	90 Texas Instruments	1 780	1 796	(17)
12/6/2002	160 3M	20 264	20 701	(437)
12/20/2002	100 US Bancorp	2 118	2 105	13
4/23/2002	200 Donaldson	8 671	8,520	151

GREATER TWIN CITIES UNITED WAY				
Gain Loss on Sale of Donated Stock				
FOR THE YEAR ENDED DECEMBER 31, 2002				
Date	Description	Donated Stock Value	Gross Sales Value	Net (Gain) Loss
10/29/2002	200 Toro Co	12 185	12 132	53
1/7/2002	37 SBC Communications	1 456	1 460	(4)
10/24/2002	130 Techne Corp	4 277	4,312	(35)
12/30/2002	105 Medtronic	4 918	4 935	(17)
11/12/2002	90 Eli Lilly	5,215	5 175	40
2/12/2002	100 IBM	10 725	10 638	87
7/12/2002	765 Cisco Systems	9 693	10 282	(589)
12/31/2002	185 US Bancorp	4,002	3 867	135
1/9/2002	1915 State Street	98 938	100 155	(1,216)
6/13/2002	140 Citigroup	5 904	5 884	20
10/10/2002	100 General Mills	4 514	4,539	(26)
2/4/2002	400 Gen Electric	15 198	15 152	46
1/8/2002	5000 US Bancorp	104,550	104 750	(200)
12/27/2002	250 General Mills	11 734	11 730	4
1/7/2002	15 TechneCorp	511	506	5
1/22/2002	80 Medarex Inc	1,472	1 428	44
1/7/2002	1800 Merck & Co	106,974	107 838	(864)
1/8/2002	91 Kimberly Cta	5,407	5 433	(26)
9/17/2002	31 Medtronic	1 285	1 280	5
11/8/2002	8 Medtronic	253	279	(26)
5/8/2002	50 Supervalu	1 472	1 506	(34)
12/31/2002	87 Medtronic	4,104	4 119	(15)
12/31/2002	230 Bemis Company	11,577	11 512	66
1/2/2002	160 Surmodics	5 889	5 912	(23)
12/20/2002	200 Surmodics Inc	6 122	6 192	(70)
1/7/2002	750 Isle of Capri	10,024	10 080	(56)
12/26/2002	850 Isle Capri Casino	11 084	10 767	317
12/19/2002	22 Wells Fargo	1,209	1 016	192
9/3/2002	123 Medtronic	5 377	5 167	210
11/4/2002	1050 Darden	24,633	24 245	389
1/16/2002	113 G&K Svc	3 593	3 619	(27)
12/6/2002	148 G&K Services	5 031	5 084	(53)
1/11/2002	118 Wells Fargo	5 112	5,109	2
5/2/2002	18 Graco	769	774	(5)
9/20/2002	150 Medtronic	6 319	6 290	29
1/7/2002	385 GAP Stores	5 009	4 982	27
11/12/2002	3 IBM	244	243	1
11/8/2002	5000 Synaptics	27 500	31 500	(4,000)
1/8/2002	1050 Adv Fibre Comm	18 144	18 260	(116)
12/23/2002	1100 Advance Fiber Com	18 392	18,455	(63)
1/16/2002	94 G&K Svc	2 989	3 011	(22)
12/6/2002	147 G&K Services	4 997	5 049	(52)
12/9/2002	600 Curative Health	8 982	9 006	(24)
1/3/2002	105 Gen Mills	5 500	5,481	19
12/19/2002	120 General Mills	5 283	5 262	1
12/31/2002	55 Gneral Mills	2,529	2 584	(55)
1/7/2002	825 Cisco System	15 217	15 403	(186)
12/31/2002	266 Medtronic	12 136	12 196	(60)
11/25/2002	111 Medtronic	5 156	5 366	(210)
1/4/2002	21 T C F	972	966	6
12/17/2002	22 Medtronic	1 034	1,032	2
10/15/2002	260 Darden Restaura	5 954	5,964	(10)
12/30/2002	25 ASM Int'l	292	296	(4)
9/20/2002	25 Medtronic	1,056	1 043	12
1/7/2002	100 Medtronic	5 072	5 109	(37)
10/18/2002	23 Medtronic	1 025	994	32
1/8/2002	240 US Bancorp	4 997	5 018	(22)
10/3/2002	7 Medtronic	293	287	6
1/7/2002	27 Johnson/Johnson	1 550	1 563	(13)
1/4/2002	59 Darden Restaurant	2 093	2 077	16
2/8/2002	75 Darden	3 043	3 068	(25)
10/18/2002	62 General Mills	2 653	2,586	67
10/9/2002	20 General Mills	903	906	(3)
1/7/2002	55 McClatchy	2,522	2 476	46
12/31/2002	45 McClatchy Newspapr	2,557	2 565	(8)
10/7/2002	29 Medtronic	1,244	1 246	(2)
1/7/2002	37 MBNA Corp	1 252	1 258	(7)
10/1/2002	207 Target Corp	6 650	6 552	98
10/1/2002	65 Wells Fargo	3 097	3 151	(54)
12/31/2002	612 Amn Medical	10 049	10 042	7
1/8/2002	450 Gabelli Asset	14,940	14 837	104
11/1/2002	30 Wells Fargo	1 515	1 508	7
9/25/2002	72 Medtronic	3 007	3 007	(1)
11/8/2002	59 Medtronic	2 485	2 745	(259)
12/26/2002	57 Medtronic	2 612	2 610	2
1/4/2002	43 Darden Restaurant	1 525	1 514	12
1/18/2002	49 Darden Restaurant	1 822	1 818	4
12/2/2002	35 General Mills	1 591	1,603	(12)
12/19/2002	41 General Mills	1 798	1 801	(2)
4/4/2002	45 General Mills	2 210	2 198	11
10/23/2002	83 General Mills	3 482	3 474	9

GREAT TWIN CITIES UNITED WAY				
Gain/Loss on Sale of Donated Stock				
FOR THE YEAR ENDED DECEMBER 31, 2002				
Date	Description	Donated Stock Value	Gross Sales Value	Net (Gain) Loss
12/5/2002	276 General Electr	7 452	7 535	(83)
10/11/2002	50 Medtronic	2 076	2,142	(66)
9/25/2002	69 Medtronic	2 881	2 872	9
11/8/2002	45 Medtronic	2 113	2 114	(1)
9/17/2002	96 Medtronic	3 980	3,964	16
12/27/2002	200 General Mills	9 335	9 386	(51)
11/27/2002	18 Shares 3M	2 316	2 300	17
12/2/2002	43 Medtronic	2,101	2 050	51
10/7/2002	50 Medtronic	2 145	2 149	(4)
10/4/2002	25 Medtronic	1 051	1,050	1
9/20/2002	67 Medtronic	2,829	2 796	33
10/4/2002	83 Medtronic	3 488	3 484	4
10/21/2002	342 Medtronic	14 851	15 226	(374)
10/21/2002	130 Medtronic	5 717	5 823	(105)
10/7/2002	10 Medtronic	429	430	(1)
10/9/2002	30 Medtronic	1 271	1 281	(10)
10/24/2002	38 Medtronic	1 706	1,704	2
12/27/2002	22 General Mills	1 033	1,036	(3)
12/31/2002	17 Surmodics Inc	509	507	2
10/9/2002	250 Amcan Medical	5 074	5 196	(122)
11/8/2002	15 Medtronic	674	698	(24)
10/21/2002	35 Medtronic	1 538	1 539	(0)
10/4/2002	45 Medtronic	1 891	1 889	2
12/30/2002	55 Darden Restaurants	1 133	1,132	1
12/31/2002	35 General Mills	1 609	1 651	(42)
1/3/2002	55 Gen Mills	2,881	2 869	12
12/10/2002	198 Home Depot	5 180	5 039	141
12/30/2002	50 Boston Scientif	2 174	2 176	(2)
2/11/2002	500 Kellogg Co	14 830	15 045	(215)
12/9/2002	666 JC Penney Co	15,488	15 711	(223)
10/18/2002	46 Medtronic	2 050	1 987	63
9/20/2002	47 Medtronic	1 984	1 961	23
1/22/2002	14 Chevron Texaco	1 243	1 236	6
12/2/2002	17 Goldman Sachs Gr	1 267	1 340	(73)
7/12/2002	90 General Mills	3 957	3 965	(8)
11/4/2002	24 Stryker Corp	1 514	1 513	1
11/18/2002	20 General Mills	858	857	1
11/8/2002	4 Stryker Corp	264	258	5
12/31/2002	16 US Bancorp	337	342	(5)
3/28/2002	60 Wells Fargo	2,965	2 953	12
12/31/2002	271 0326 Cintas	12 625	12 536	89
4/23/2002	400 Sports Authority	5 050	5 300	(250)
1/11/2002	35 Pfizer	1 405	1,404	2
12/3/2002	40 Pfizer	1 308	1,322	(14)
1/25/2002	250 Energy East	4 898	4 875	23
5/16/2002	50 Wells Fargo	2 537	2 527	10
1/3/2002	35 SuperValu	778	781	(2)
11/18/2002	10 Johnson Controls	791	798	(6)
1/16/2002	37 Progress Energy	1 656	1 661	(6)
11/8/2002	22 Medtronic	1 020	1 033	(13)
10/18/2002	115 Medtronic	4 873	5 112	(239)
10/31/2002	24 Medtronic	1 089	1 092	(3)
12/6/2002	23 Medtronic	1 080	1 061	18
9/24/2002	126 Medtronic	5 210	5 273	(63)
2/4/2002	19 Medtronic	910	905	5
10/3/2002	24 Medtronic	1 017	985	32
9/25/2002	32 Medtronic	1 336	1 332	4
1/8/2002	88 Tyco Int'l Ltd	5 123	5,111	12
12/30/2002	108 Medtronic	5 021	5 016	6
1/7/2002	100 US Bancorp	2 059	2 055	4
1/8/2002	70 Best Buy	5,160	5 149	11
11/19/2002	135 Choicepoint	5,020	4 990	30
1/7/2002	150 Best Buy	10 688	10,763	(75)
1/7/2002	10 AmeriFunds WMI-A	283	281	1
1/9/2002	41 Wash Mutual	1 159	1 158	1
4/11/2002	14 US Bancorp	316	314	1
12/17/2002	15 US Bancorp	320	319	1
1/16/2002	24 Darden Restauran	865	855	10
1/7/2002	61 Gen Mills	3 174	3 100	74
1/16/2002	14 UnitedHealth	981	984	(3)
12/31/2002	9 McClatchy Newspaper	511	513	(2)
12/24/2002	28 General Mills	1 288	1 287	0
11/21/2002	21 General Mills	927	922	5
10/7/2002	10 Medtronic	429	430	(1)
1/8/2002	123 US Bancorp	2 454	2 540	(85)
8/28/2002	115 US Bancorp	2 526	2 510	16
12/23/2002	36 Wal-Mart	1 849	1,840	9
1/7/2002	167 US Bancorp	3 440	3 449	(8)
12/31/2002	185 US Bancorp	4 023	4 031	(8)
11/22/2002	50 Diageo CLC	2 247	2 181	67
12/26/2002	17 Memberworks, Inc	10 653	10 661	(8)

GREATER TWIN CITIES UNITED WAY				
Gain/Loss on Sale of Donated Stock				
FOR THE YEAR ENDED DECEMBER 31, 2002				
Date	Description	Donated	Gross	Net (Gain)
		Stock Value	Sales Value	Loss
12/31/2002	585 Memberworks Inc	310	473	(164)
9/17/2002	36 Medtronic	1,492	1,486	6
10/18/2002	10 Medtronic	440	449	(10)
2/8/2002	31 Medtronic	1,518	1,529	(11)
9/25/2002	40 Medtronic	1,670	1,665	5
9/17/2002	17 Medtronic	705	702	3
9/25/2002	87 Medtronic	3,633	3,622	11
2/22/2002	10 Coca Cola	482	460	22
1/8/2002	16 K V Pharmaceutical	515	520	(5)
11/4/2002	70 Boston Scientu	2,545	2,520	25
8/6/2002	47 US Bancorp	965	964	1
1/22/2002	26 SBC Comm	1,023	1,044	(21)
1/10/2002	30 Gen Mills	1,561	1,487	74
2/4/2002	31 Medtronic	1,485	1,476	8
11/1/2002	40 Medtronic	1,775	1,768	7
12/9/2002	532 ThermoElectron	10,454	10,534	(80)
9/17/2002	14 Medtronic	580	578	2
1/7/2002	41 Wells Fargo	1,788	1,761	26
10/7/2002	450 General Mills	20,041	20,318	(277)
1/18/2002	57 Gen Mills	2,784	2,817	(33)
1/7/2002	115 Diageo PLC	5,130	5,261	(132)
12/26/2002	125 Diageo Pic	5,394	5,343	51
12/31/2002	1195 US Bancorp	25,155	24,987	167
11/18/2002	24 Wal-Mart Stores	1,296	1,302	(7)
9/17/2002	27 Medtronic	1,119	1,115	4
12/31/2002	43 Medtronic	2,010	2,017	(7)
9/17/2002	47 Medtronic	1,948	1,941	8
11/8/2002	37 Medtronic	1,559	1,721	(163)
2/4/2002	49 Medtronic	2,347	2,333	13
10/3/2002	61 Medtronic	2,557	2,503	55
11/8/2002	45 Medtronic	2,088	2,113	(27)
10/3/2002	16 Medtronic	671	656	14
9/13/2002	49 Medtronic	2,030	2,017	13
10/7/2002	76 Medtronic	3,260	3,268	(6)
1/8/2002	15 3M	1,808	1,798	8
10/3/2002	25 Medtronic	1,048	1,026	22
10/4/2002	46 Medtronic	1,907	1,930	(23)
10/3/2002	15 Medtronic	636	615	20
10/3/2002	20 Medtronic	848	821	27
10/3/2002	29 Medtronic	1,216	1,190	26
9/17/2002	14 Medtronic	580	578	2
10/3/2002	12 Medtronic	509	492	16
9/17/2002	10 Medtronic	415	413	2
9/30/2002	67 Medtronic	2,787	2,795	(8)
12/9/2002	15 Donaldson	518	547	(29)
1/7/2002	11 Wells Fargo	476	475	1
10/18/2002	8 Medtronic	351	358	(6)
11/8/2002	23 Medtronic	1,066	1,080	(14)
9/17/2002	5 Medtronic	207	206	1
9/16/2002	5 Medtronic	207	206	1
10/3/2002	12 Medtronic	503	492	11
12/20/2002	225 Medtronic	10,369	10,260	109
11/1/2002	25 Bemis Co	1,316	1,312	4
9/17/2002	5 Medtronic	207	206	1
9/20/2002	17 Medtronic	718	709	8
10/4/2002	11 Medtronic	462	462	1
9/17/2002	16 Medtronic	663	663	(0)
9/20/2002	179 Medtronic	7,557	7,470	88
1/4/2002	5 Johnson/Johnson	282	280	2
9/25/2002	2 Medtronic	84	83	0
9/18/2002	70 MTS Systems	842	841	1
4/10/2002	45 Medtronic	1,998	1,978	20
10/4/2002	12 Medtronic	504	502	3
12/12/2002	75 Stencycle Inc	2,382	2,361	21
12/30/2002	Amn Medical Systems	985	979	6
10/18/2002	23 Medtronic	1,012	1,034	(22)
11/8/2002	23 Medtronic	0	(46)	46
11/8/2002	62 Medtronic	2,875	2,912	(37)
10/4/2002	17 Medtronic	714	713	2
10/24/2002	50 Medtronic	2,245	2,243	3
11/8/2002	15 Medtronic	695	704	(9)
2/11/2002	11 Medtronic	532	528	3
10/7/2002	11 Medtronic	472	473	(1)
9/17/2002	61 Medtronic	0	(10)	10
11/8/2002	4 Medtronic	2,529	2,546	(18)
9/25/2002	24 Medtronic	1,002	999	3
9/17/2002	48 Medtronic	1,990	1,990	(0)
9/17/2002	30 Medtronic	1,244	1,239	5
10/7/2002	12 Medtronic	515	516	(1)
12/27/2002	45 Medtronic	2,108	2,129	(21)
9/25/2002	30 Medtronic	1,253	1,253	(0)

GREATER TWIN CITIES UNITED WAY

Part V List of Officers, Directors, Trustees, and Key Employees

as of 12/31/02

(A) Name and address	(B) Title and average hours per week devoted to position	(C) Compensation (if not paid, enter -0-)	(D) Contributions to employee benefit plans & deferred comp	(E) Expense account & other allowances
James R Campbell 4900 IDA Center, 80 South 8th Street, Minneapolis MN	Chair of the Board 1 hour/week	\$0	\$0	\$0
Dianne E Arnold President, The Executive Alliance, Ltd 5113 Lake Ridge Road, Edina, MN	Vice Chair of the Board 1 hour/week	\$0	\$0	\$0
William J Roche Managing Director, RSM McGladrey Inc 801 Nicollet Avenue South, Minneapolis, MN	Corporate Secretary 1 hour/week	\$0	\$0	\$0
Janet Dolan President and CEO, Tennant Company P O Box 1452, Minneapolis MN	Treasurer and Chair of Audit Cmte 1 hour/week	\$0	\$0	\$0
Thomas M Crosby Partner Faegre & Benson 2200 Wells Fargo Ctr, 90 S Seventh St, Minneapolis MN	Chair, Governance Cmte 1 hour/week	\$0	\$0	\$0
L Steven Goldstein Principal - Quatms 2005 One Financial Plaza, 120 S Sixth St Minneapolis, MN	Chair, Marketing Cmte 1 hour/week	\$0	\$0	\$0
Ron James President and CEO Center for Ethical Business Cultures 1000 LaSalle Avenue Minneapolis, MN	Chair, Finance Cmte 1 hour/week	\$0	\$0	\$0
Warren R Staley Chairman and CEO, Cargill Inc P O Box 5724, Minneapolis, MN	Co-Chair General Campaign 1 hour/week	\$0	\$0	\$0
Robert W Fulton Director, St Paul Ramsey Co Dept of Public Health 50 West Kellogg Blvd St Paul MN	Chair, Community Impact Cmte 1 hour/week	\$0	\$0	\$0
Albert P L Stroucken Chairman, President and CEO, H B Fuller Company P O Box 64683, St Paul, MN	Chair, Strategic Resource Development Cmte 1 hour/week	\$0	\$0	\$0
Jo Marie Dancik Area Managing Partner - Ernst & Young, LLP 1400 Pillsbury Center, 200 S Sixth Street, Minneapolis, MN	At-Large Member 1 hour/week	\$0	\$0	\$0
Patrick J Donovan Managing Director Drullen McKennessey Mgmt Co 445 Minnesota Street St Paul, MN	At Large Member 1 hour/week	\$0	\$0	\$0
Michael B Fiterman President and CEO, Liberty Diversified Industries 5600 N Highway 169 New Hope, MN	At-Large Member 1 hour/week	\$0	\$0	\$0
Heidi R Gesell President,, Cherokee State Bank 607 South Smith Avenue, St Paul, MN	At Large Member 1 hour/week	\$0	\$0	\$0
Sharyle J Knutson President, St Paul Trades and Labor Assembly 411 Main Street St Paul MN	At Large Member 1 hour/week	\$0	\$0	\$0

Linda J. Mona Creative Environments 7258 Washington Avenue S, Eden Prairie, MN	At-Large Member 1 hour/week	\$0	\$0	\$0
William T. Monahan Chairman and CEO Imation Corporation 1 Imation Place, Oakdale, MN	At-Large Member 1 hour/week	\$0	\$0	\$0
Kathleen L. Pinkett Second Vice President HR Planning Minnesota Life 400 North Robert Street St. Paul, MN	At-Large Member 1 hour/week	\$0	\$0	\$0
Sue Bennett KieferBuilt 600 Second Street South, Minneapolis, MN	Board member 1 hour/week	\$0	\$0	\$0
Stephen J. Burton Attorney, Felhaber, Larson, Fenlon & Vogt 601 Second Avenue South Minneapolis, MN	Board member 1 hour/week	\$0	\$0	\$0
Thomas E. Bussen Sr Cmty Services Chair, United Auto Workers, Local 879 3561 East 78th Street, Inver Grove Heights MN	Board member 1 hour/week	\$0	\$0	\$0
Andrew Cecere Vice Chair Private Client, Trust & Asset Mgmt US Bancorp 601 Second Avenue South, Minneapolis, MN	Board member 1 hour/week	\$0	\$0	\$0
Judith S. Corson Judith S. Corson, Inc 601 Carlson Parkway, Minnetonka MN	Board member 1 hour/week	\$0	\$0	\$0
Robert J. Dayton Chairman Okabena Company 5140 Wells Fargo Ctr 90 South Seventh St Minneapolis MN	Board member 1 hour/week	\$0	\$0	\$0
John E. Gherty Chief Executive Officer, Land O Lakes 4001 Lexington Avenue N, Arden Hills MN	Board member 1 hour/week	\$0	\$0	\$0
J. Kevin Gilligan President, Automation and Control, Honeywell, Inc 1985 Douglas Drive, Golden Valley, MN	Board member 1 hour/week	\$0	\$0	\$0
David J. Glass Business Owner, Black Bear Crossing 831 Como Avenue, St. Paul, MN	Board member 1 hour/week	\$0	\$0	\$0
Dennis C. Hegberg Washington County Commissioner 1007 South East 12th Avenue, Forest Lake MN	Board member 1 hour/week	\$0	\$0	\$0
Clarence Hightower President and CEO, Mpls Urban League 2000 Plymouth Avenue North Minneapolis MN	Board member 1 hour/week	\$0	\$0	\$0
Carol R. Johnson, Ed D Superintendent, Minneapolis Public Schools 806 NE Broadway Avenue, Minneapolis, MN	Board member 1 hour/week	\$0	\$0	\$0
David Johnston Chief Financial Officer Marshall Fields Stores 700 Nicollet Mall, Minneapolis, MN	Board member 1 hour/week	\$0	\$0	\$0

Ember Reichgott Junge Partner, The General Counsel, Ltd 7701 48th Avenue North, New Hope MN	Board member 1 hour/week	\$0	\$0	\$0
Brad Keil Chief Executive Officer, Oppenheimer Wolff & Donnelly 45 South Seventh Street, Minneapolis MN	Board member 1 hour/week	\$0	\$0	\$0
Nancy LeTourneau Executive Director, St Paul Youth Services 1167 Arcade Street St Paul, MN	Board member 1 hour/week	\$0	\$0	\$0
William McCarthy President Minneapolis Central Labor Union Council 312 Central Avenue Minneapolis MN	Board member 1 hour/week	\$0	\$0	\$0
David S McCauley Anoka County Commissioner 9701 Avocet Street NW, Coon Rapids, MN	Board member 1 hour/week	\$0	\$0	\$0
Robert H McKee Teamsters Joint Council #32 321 19th Avenue South, Minneapolis, MN 55455	Board member 1 hour/week	\$0	\$0	\$0
W James McNerney Jr Chairman and CEO 3M Building 220-14W 05 St Paul, MN	Board member 1 hour/week	\$0	\$0	\$0
Robert J Moeller President Moeller Management Consultants 110711 Kings Lane, Chaska MN	Board member 1 hour/week	\$0	\$0	\$0
Michael J Monahan Vice President-Investor Relations, Ecolab, Inc 370 North Wabasha Street, St Paul, MN	Board member 1 hour/week	\$0	\$0	\$0
Mee Moua Senator Minnesota Senate State Capitol Building, St Paul, MN	Board member 1 hour/week	\$0	\$0	\$0
David R Nachbar Sr Vice President Human Resources, The St Paul Companies 385 Washington Street, St Paul, MN	Board member 1 hour/week	\$0	\$0	\$0
Curtis C Nelson President and COO Carlson Companies, Inc P O Box 59159, Minneapolis MN	Board member 1 hour/week	\$0	\$0	\$0
Reverend Michael O Connell Rector, Basilica of St Mary 88 North 17th Street, Minneapolis, MN	Board member 1 hour/week	\$0	\$0	\$0
Michael J Opat Chair, Hennepin County Board of Commissioners 300 South Sixth Street MN	Board member 1 hour/week	\$0	\$0	\$0
Sharon L Prest Ark Associates 2305 West Burnsville Parkway, Burnsville MN	Board member 1 hour/week	\$0	\$0	\$0
Miguel A Ramos President and CEO American Multivision Corporation 9108 Tyne Lane Inver Grove Heights MN	Board member 1 hour/week	\$0	\$0	\$0
Belva H Rasmussen Chairman and CEO, Northeast Bank 77 Broadway Northwest, Minneapolis, MN	Board member 1 hour/week	\$0	\$0	\$0

Kathryn H Tunheim President GCI Tunheim 1100 Riverview Tower, 8009 34th Ave S Bloomington MN	Board member 1 hour/week	\$0	\$0	\$0
John G Turner Chairman Hillcrest Capital Partners 527 Marquette Avenue South, Minneapolis, MN	Board member 1 hour/week	\$0	\$0	\$0
Sandra L Vargas Hennepin County Administrator 300 South Sixth Street, Minneapolis, MN	Board member 1 hour/week	\$0	\$0	\$0
Paul A Verret President The Saint Paul Foundation 600 Fifth Street Center, 55 East Fifth Street, St Paul, MN	Board member 1 hour/week	\$0	\$0	\$0
Raymond G Viault Vice Chairman, General Mills, Inc One General Mills Blvd Minneapolis, MN	Board member 1 hour/week	\$0	\$0	\$0
Irving Weiser Chairman and CEO, RBC Dain Rauscher 60 South Sixth Street Minneapolis, MN	Board member 1 hour/week	\$0	\$0	\$0
Reverend Marlene Whiterabbit-Helgemo Pastor All Nations Indian Church 1515 East 23rd Street Minneapolis MN	Board member 1 hour/week	\$0	\$0	\$0
Michael E Wilens President West Group 610 Opperman Drive, Eagan, MN 55123	Board member 1 hour/week	\$0	\$0	\$0
John D Williams Business Manager, Mpls Bldg & Const Trades Council 312 Central Avenue SE, Minneapolis MN	Board member 1 hour/week	\$0	\$0	\$0

GREATER TWIN CITIES UNITED WAY
 FIXED ASSETS AND ACCUMULATED DEPRECIATION
 FOR THE YEAR ENDED DECEMBER 31, 2002

STATEMENT - FIXED ASSETS AND ACCUMULATED DEPRECIATION

PART IV LINE 57

		ORIGINAL COST	ACCUM DEPR 12/31/2002	CURRENT YR ADDITIONS	CURRENT YR DEPR	END OF YEAR BOOK VALUE
LAND	EAST	216,346	-	-	-	216,346
LAND	WEST	33,083				33,083
BUILDING	EAST	5,058,533	(1,462,629)	117,881	146,499	3,567,286
BUILDING	WEST	419,367	(419,367)			-
OFFICE EQUIP	EAST	1,328,873	(1,019,464)	35,626	95,258	249,777
OFFICE EQUIP	WEST	841,272	(246,855)	34,806	63,048	566,175
LEASEHOLD	WEST	4,218,302	(1,321,958)	9,702	288,982	2,617,064
	TOTALS	12,115,776	(4,470,273)	198,015	593,787	7,249,731

Part II, Line 42

GREATER TWIN CITIES UNITED WAY			
GRANTS AND ALLOCATIONS			
FOR THE YEAR ENDED DECEMBER 31 2002			
EIN 41-1973442			TOTAL
PROGRAM NAME			GRANTS & ALLOC
ACCESSABILITY INC	360 HOOVER STREET NE	MINNEAPOLIS, MN 55413-2940	257 970
ACCESSIBLE SPACE, INC	2550 UNIVERSITY AVENUE WEST SUITE 330N	ST PAUL MN 55114-1085	30 297
ACTS OF ST PAUL	111 WESTERN AVENUE NORTH	ST PAUL, MN 55102	25 296
ADVOCACY CENTER FOR LONG TERM CARE	2626 EAST 82nd STREET, SUITE 220	BLOOMINGTON, MN 55425-1381	106,450
AFRICA SOLUTION	1400 PARK AVENUE SOUTH	MINNEAPOLIS, MN 55404	5 000
AFRICAN AMERICAN FAMILY SERVICES INC	2616 NICOLLET AVENUE SOUTH	MINNEAPOLIS, MN 55408-1628	233 953
ALEXANDRA HOUSE, INC	P O BOX 49039	BLAINE MN 55449-0039	245 948
ALLIANCE HOUSING	118 EAST 26th STREET, ROOM 202	MINNEAPOLIS MN 55404	35,000
AMERICAN CANCER SOCIETY, MIDWEST DIVISION	3316 WEST 66th STREET	MINNEAPOLIS, MN 55435	1,303,742
AMERICAN DIABETES ASSOCIATION MINNESOTA AREA	715 FLORIDA AVENUE SOUTH SUITE 307	MINNEAPOLIS, MN 55426-1759	169,474
AMERICAN HEART ASSOCIATION, MORTHLAND AFFILIATE	4701 WEST 77th STREET	EDINA MN 55435-4867	873 796
AMERICAN INDIAN OIC, INC	1845 EAST FRANKLIN AVENUE	MINNEAPOLIS MN 55404-4062	57 017
AMERICAN RED CROSS	950 - 17th STREET SUITE 540	DENVER CO 80202	15,000
AMERICAN RED CROSS, CARVER COUNTY CHAPTER	315 WEST ELM STREET, PO BOX 686	NORWOOD YOUNG AMERICA MN 55368	8 261
AMERICAN RED CROSS, MINNEAPOLIS AREA CHAPTER	1201 WEST RIVER PARKWAY	MINNEAPOLIS MN 55454-2020	1,248,505
AMERICAN RED CROSS ST PAUL AREA	178 SOUTH ROBERT STREET	ST PAUL, MN 55107 1489	685,467
AMHERST H WILDER FOUNDATION	919 LaFOND AVENUE	ST PAUL MN 55104	75 000
ANEW DIMENSION CHILD ENRICHMENT CENTER	1819 MINNEHAHA AVENUE SOUTH	MINNEAPOLIS, MN 55404-2286	56 244
ANOKA COUNTY CHILDREN & FAMILY COUNCIL	GOVERNMENT CTR 5th FLOOR 2100 3rd AVENUE	ANOKA MN 55303-2235	42,977
ANOKA COUNTY COMMUNITY ACTION INC	1201 NE 89th AVENUE SUITE 345	BLAINE MN 55434-3346	259 803
ANOKA COUNTY COMMUNITY HEALTH & ENVIRONMENTAL SVCS	GOVERNMENT CTR 6th FLOOR, 2100 3rd AVENUE	ANOKA MN 55303-2264	23,726
ANYWA COMMUNITY ASSN OF NORTH AMERICA	% MAP, 2233 UNIVERSITY AVENUE WEST	ST PAUL, MN 55114	3 500
ARC ANOKA RAMSEY AND SUBURBAN, INC	1526 EAST 122nd STREET	BURNSVILLE MN 55337-6804	396 543
ARC HENNEPIN-CARVER	DIAMOND HILL CTR, SUITE 140 4301 HIGHWAY #7	ST LOUIS PARK, MN 55416 5810	612,960
ARTHRITIS FOUNDATION, MINNESOTA CHAPTER	1902 MINNEHAHA AVENUE WEST	ST PAUL MN 55104-1029	151 002
ARTS US	275 SYNDICATE STREET NORTH	ST PAUL MN 55104	2 900
ASIAN PACIFIC COMMUNITY CENTER	1030 UNIVERSITY AVENUE WEST, SUITE 145	ST PAUL, MN 55104	5,000
BIG BROTHERS/BIG SISTERS OF GREATER MINNEAPOLIS	2550 UNIVERSITY AVENUE WEST, SUITE 410n	ST PAUL, MN 55114-1085	689 855
BIG BROTHERS/BIG SISTERS OF GREATER ST PAUL	2550 UNIVERSITY AVENUE WEST SUITE 410n	ST PAUL, MN 55114-1085	197,231
BLACK FOLKS ACROSS THE RIVER	P O BOX 241	ROSEMOUNT, MN 55068	1,500
BLOOMINGTON DIVISION OF PUBLIC HEALTH	1900 WEST OLD SHAKOPEE ROAD	BLOOMINGTON MN 55431-3033	44,403
BOY SCOUTS INDIANHEAD COUNCIL	393 MARSHALL AVENUE	ST PAUL, MN 55102-1795	400,154
BOYS & GIRLS CLUBS OF THE TWIN CITIES	2575 UNIVERSITY AVENUE WEST, SUITE 100	ST PAUL MN 55114	276 079
BRIDGE FOR RUNAWAY YOUTH, INC	2200 EMERSON AVENUE SOUTH	MINNEAPOLIS MN 55405-2628	374 329
CAMBRIDGE HEALTHY SENIORS	602 NORTH MAIN	CAMBRIDGE, MN 55008	750
CAMBRIDGE-ISANTI HIGH SCHOOL FOREIGN EXCHANGE	430 NORTHWEST 8th AVENUE	CAMBRIDGE, MN 55008	300
CAMP FIRE USA MINNESOTA COUNCIL	2610 UNIVERSITY AVENUE WEST	ST PAUL, MN 55114-1090	444 959
CAPOEIRA EGUNGUN	% POWDERHOR CULTURAL CTR 1527 EAST LAKE STREET	MINNEAPOLIS, MN 55407	5 000
CARING BRIDGE	4407 BEACON HILL, SUITE 200	EAGAN, MN 55122	1 200
CARVER COUNTY COMMUNITY SOCIAL SERVICES	HUMAN SERVICES BLDG 600 EAST 4th STREET	CHASKA, MN 55318-2180	59,105
CARVER SCOTT EDUCATIONAL COOPERATIVE	401 EAST 4th STREET	CHASKA, MN 55318-2099	220 962
CASA de ESPERANZA	P O BOX 75177	ST PAUL, MN 55175-0177	192,477
CATHOLIC CHARITIES OF THE DIOCESE OF ST CLOUD	157 ROOSEVELT ROAD SUITE 200	ST CLOUD, MN 56301	250
CATHOLIC CHARITIES, ARCHDIOCESE OF ST PAUL & MINNEAPOLIS	1200 SECOND AVENUE SOUTH	MINNEAPOLIS MN 55403-2513	1,101 376
CENTER OF INFO & REFERRALS ON THE EAST SIDE	% METRO STATE UNIV FDN, 700 EAST 7th STREET	ST PAUL, MN 55106	5 000
CENTRAL CENTER FOR FAMILY RESOURCES	1485 NE 81st AVENUE	SPRING LAKE PARK, MN 55432-2111	162,143
CENTRAL COMMUNITY HOUSING TRUST	1825 PARK AVENUE SOUTH	MINNEAPOLIS, MN 55404-1634	153 116
CENTRE FOR ASIANS/PACIFIC ISLANDERS	3702 EAST LAKE STREET, SUITE 200	MINNEAPOLIS, MN 55406	48 693
CENTRO	1915 CHICAGO AVENUE SOUTH	MINNEAPOLIS MN 55404-1904	298,740
CENTRO LEGAL, INC	2610 UNIVERSITY AVENUE SUITE 450	ST PAUL, MN 55114	196,621
CHARITIES REVIEW COUNCIL OF MINNESOTA, INC	46 EAST 4th STREET, SUITE 638	ST PAUL, MN 55101 1112	53 323
CHICANOS LATINOS UNEDOS EN SERVICIOS INC	220 SOUTH ROBERT STREET SUITE 103	ST PAUL MN 55107 1626	315,169
CHILDREN S DENTAL SERVICES	1415 HENNEPIN AVENUE SOUTH SUITE T507	MINNEAPOLIS MN 55403-1779	15 866
CHILDREN S HOME SOCIETY	1605 EUSTIS STREET	ST PAUL, MN 55108-1219	773 549
CHISAGO COUNTY COUNCIL FOR EXCEPTIONAL INDIVIDUALS INC	10985 LAKE BLVD, PO BOX 410	CHISAGO CITY, MN 55013	2 500
CHISAGO COUNTY LIFE CARE CENTER	22615 MEADOWBROOK AVENUE NORTH	SCANDIA, MN 55073-9429	1 000
CHISAGO COUNTY SENIOR CITIZENS BOARD ON AGING	P O BOX 542	NORTH BRANCH, MN 55056	2,500
CHISAGO LAKES EBD PROGRAM, Friends Make a Difference	13720 LAKE BOULEVARD	LINDSTROM, MN 55045-9361	500
CHISAGO LAKES HIGH SCHOOL Friends Make a Difference Project	29400 OLINDA TRAIL	LINDSTROM, MN 55045-9439	500
CHISAGO LAKES MARCHING BAND SCHOLARSHIP FUND	29400 OLINDA TRAIL	LINDSTROM MN 55045-9439	500
CHISAGO LAKES MIDDLE SCHOOL Friends Make a Difference Project	13750 LAKE BOULEVARD	LINDSTROM MN 55045	500
CHISAGO LAKES MIDDLE SCHOOL, Health Fair	13750 LAKE BOULEVARD	LINDSTROM, MN 55045	500
CHISAGO LAKES MIDDLE SCHOOL Winter Mtnl Courses	13750 LAKE BOULEVARD	LINDSTROM, MN 55045	500
CHISAGO ISANTI COUNTY HEARTLAND EXPRESS	555 18th AVENUE SOUTHWEST	CAMBRIDGE MN 55008-9386	4 000
CHRUCH OF SAINT STEPHEN	2211 CLINTON AVENUE SOUTH	MINNEAPOLIS MN 55404	50 810
CHRYSALIS A CNETER FOR WOMEN	4432 CHICAGO AVENUE SOUTH	MINNEAPOLIS, MN 55407 3522	400 260
CITY OF RUSH CITY	P O BOX 556	RUSH CITY, MN 55069	1 000
CITY INC	1315 NORTH 12th AVENUE	MINNEAPOLIS, MN 55411-4045	565 533
COLLABORATIVE MOVEMENT FOR IMPROVEMENT	644 SELBY AVENUE	ST PAUL MN 55104 1029	36 829
COMMONBOND COMMUNITIES	328 KELLOGG BOULEVARD WEST	ST PAUL MN 55102 1900	107 320
COMMONHEALTH CLINIC	5640 MEMORIAL AVENUE NORTH, SUITE B	STILLWATER, MN 55082	54 938
COMMUNITIES INVESTING IN FAMILIES	38549 REED AVENUE	TAYLORS FALLS MN 55084	25 000
COMMUNITY ACTION COUNCIL INC	20730 HOLYOKE AVENUE WEST, PO BOX 1256	LAKEVILLE, MN 55044-1256	749 353
COMMUNITY EMERGENCY ASSISTANCE PROGRAM INC	6840 NORTH 78th AVENUE	BROOKLYN PARK MN 55445-2700	302 164
COMMUNITY INVOLVEMENT PROGRAMS	1600 BROADWAY NE SUITE 1	MINNEAPOLIS MN 55413-2617	35 529
COMMUNITY PARTNERSHIP WITH YOUTH & FAMILIES	38694 TANGER DRIVE	NORTH BRANCH, MN 55056	2 000
COMM UNIV HEALTH CARE CENTER/VARIETY CHILDREN S CLINIC	2001 BLOOMINGTON AVENUE SOUTH	MINNEAPOLIS MN 55404-3074	154 789
CONFEDERATION OF SOMALI COMMUNITY IN MINNESOTA	420 15th AVENUE SOUTH	MINNEAPOLIS MN 55454 1114	86 278
CORNERSTONE ADVOCACY SERVICES	9730 IRVING AVENUE SOUTH	BLOOMINGTON MN 55431-2625	26 273
CORPORATION FOR SUPPORTIVE HOUSING	2801 21st AVENUE SOUTH SUITE 220	MINNEAPOLIS MN 55407	50 000
COUNCIL ON CRIME AND JUSTICE	822 SOUTH 3rd STREET, SUITE 100	MINNEAPOLIS MN 55415-1252	223 788
COURAGE CENTER	3915 GOLDEN VALLEY ROAD	GOLDEN VALLEY, MN 55422 9958	867 907
CRISIS CONNECTION	6400 PENN AVENUE SOUTH PO BOX 19550	RICHFIELD, MN 55438	146 052
DARTS	1645 MARThALER LANE	WEST ST PAUL, MN 55118-3517	147 144
DEAF BLIND SERVICES OF MN	726 SECOND STREET NE	MINNEAPOLIS MN 55413-1908	59 131
DISTRICT 7 PLANNING COUNCIL	689 NORTH DALE STREET	ST PAUL MN 55103-2413	2 500
DIVISION OF INDIAN WORK, GREATER MPLS COUNCIL OF CHURCHES	1001 EAST LAKE STREET PO BOX 7509	MINNEAPOLIS, MN 55407-0509	326 112
DOMESTIC ABUSE PROJECT INC	204 WEST FRANKLIN AVENUE	MINNEAPOLIS MN 55404 2398	388 100
EAST MAIN TIRE & AUTO, Car Donation Program	% FREE TO BE INC 1201 89th AVENUE NE	BLAINE MN 55434	5 000
EAST METRO OPPORTUNITIES INDUSTRIALIZATION CENTER INC	334 CHESTER STREET	ST PAUL, MN 55107	28 922

GREATER TWIN CITIES UNITED WAY GRANTS AND ALLOCATIONS FOR THE YEAR ENDED DECEMBER 31, 2002 EIN 41-1973442			TOTAL GRANTS & ALLOC
PROGRAM NAME			
EAST METRO WOMEN S COUNCIL	213 EAST METRO PLACE 3521 CENTURY AVENUE NORTH	WHITE BEAR LAKE, MN 55110	48 000
EAST SIDE NEIGHBORHOOD SERVICE	1700 SECOND STREET NE	MINNEAPOLIS MN 55413	1 100 891
ELIM TRANSITIONAL HOUSING INC	3899 CENTRAL AVENUE NORTHEAST SUITE 565	COLUMBIA HEIGHTS MN 55421	50 000
EMERGENCY FOODSHELF NETWORK INC	6714 WLAKER STREET	ST LOUIS PARK MN 55426-3011	120 050
EPILEPSY FOUNDATION OF MINNESOTA INC	2356 UNIVERSITY AVENUE WEST SUITE 405	ST PAUL MN 55114 1522	14 307
EPISCOPAL COMMUNITY SERVICES INC	1730 CLIFTON PLACE SUITE 104	MINNEAPOLIS MN 55403-3242	309 612
ETHIOPIAN COMMUNITY OF MINNESOTA	P O BOX 4303	ST PAUL MN 55104	5 000
EXPRESSIVE ARTS FOR CHILDREN INC	395 SUPERIOR STREET	ST PAUL MN 55102	5 000
FACE TO FACE HEALTH & COUNSELING SERVICE INC	1165 ARCADE STREET	ST PAUL MN 55106	38 151
FAMILY & CHILDREN S SERVICE	414 SOUTH 8th STREET	MINNEAPOLIS, MN 55404	2 229 271
FAMILY HOPE SERVICES	3315 FERNBROOK LANE NORTH	PLYMOUTH MN 55447 5326	49 277
FAMILY MEANS	216 WEST MYRTLE STREET	STILLWATER MN 55082-4805	31 214
FAMILY NETWORKS INC	4930 WEST 77th STREET SUITE 350	BLOOMINGTON MN 55435-4809	64 717
FAMILY PATHWAYS	26796 KETTLE RIVER BOULEVARD	WYOMING MN 55092	24 032
FAMILY SERVICE INC	166 EAST 4th STREET SUITE 200	ST PAUL MN 55101 1400	1 257 680
FAMILY VIOLENCE NETWORK	3880 LAVERNE AVENUE N	LAKE ELMO MN 55042	60 332
FOREST LAKE AREA CHILDREN S FUND	1650 SOUTH LAKE STREET	FOREST LAKE MN 55025	3 500
FOREST LAKE HIGH SCHOOL Suicide Prevention Project	200 SOUTHWEST 4th STREET	FOREST LAKE MN 55025-1599	500
FOREST LAKE SENIORS INC	767 SOUTHWEST 4th STREET	FOREST LAKE MN 55025	1 500
FREEMONT WEST INC	2219 OAKLAND AVENUE SOUTH	MINNEAPOLIS MN 55404-3749	234 199
FREMONT COMMUNITY HEALTH SERVICES, INC	3300 FREMONT AVENUE NORTH	MINNEAPOLIS MN 55412 2499	105 383
GENESIS II FOR WOMEN INC	3036 UNIVERSITY AVENUE SE	MINNEAPOLIS MN 55414-3342	234 470
GIRL SCOUT COUNCIL OF GREATER MINNEAPOLIS	5601 BROOKLYN BOULEVARD	BROOKLYN CENTER MN 55429-3074	498 246
GIRL SCOUT COUNCIL OF THE ST CROIX VALLEY	400 ROBERT STREET SOUTH	ST PAUL MN 55107 2297	327 586
GLENWOOD-LYNDALE COMMUNITY CENTER INC	908 FIFTH AVENUE NORTH	MINNEAPOLIS MN 55405-1301	176 676
GOLDEN GIRLS HOMES INC	3920 - 11th AVENUE SOUTH	MINNEAPOLIS MN 55407	4 000
GREATER MINNEAPOLIS COUNCIL OF CHURCHES	1001 EAST LAKE STREET PO BOX 7509	MINNEAPOLIS MN 55407-0509	68 288
GREAT MINNEAPOLIS CRISIS NURSERY	5400 GLENWOOD AVENUE	GOLDEN VALLEY MN 55422 5120	229 717
GUADALUPE ALTERNATIVE PROGRAMS	381 EAST ROBLE STREET	ST PAUL MN 55107-2415	187 790
HALLIE Q BROWN COMMUNITY CENTER INC	1270 KENT STREET NORTH	ST PAUL MN 55102-1744	301 509
HAND IN HAND PRODUCTIONS	313 SELBY AVENUE	ST PAUL MN 55102	1 600
HEALTH DIRECTED RIDING INC	P O BOX 335	GRANDY MN 55029	500
HEART OF THE EARTH CENTER FOR AMERICAN INDIAN EDUCATION	1209 SOUTHEAST 4th STREET	MINNEAPOLIS MN 55414 2084	125 500
HONG & CHICANA/LATINA EDUCATIONAL ENRICHMENT	% SEST SIDE CITIZENS ORG 127 WEST WINIFRED STREET	ST PAUL MN 55107	3 400
HMONG AMERICAN FAMILY INC	1073 PAYNE AVENUE	ST PAUL MN 55101	5 000
HMONG AMERICAN PARTNERSHIP	1075 ARCADE STREET	ST PAUL MN 55106	328 976
HOME FREE BATTERED WOMEN S SERVICES (MISSIONS INC)	3405 EAST MEDICINE LAKE BOULEVARD	PLYMOUTH MN 55441 2396	30 357
HOPE INTERNATIONAL HEALTH & SOCIAL SERVICES	645 EAST 7th STREET	ST PAUL MN 55106	4 900
HOUSE OF CHARITY	510 SOUTH 8th STREET	MINNEAPOLIS MN 55404-1079	126 214
HUMAN SERVICES INC IN WASHINGTON COUNTY MN	7066 STILLWATER BLVD NORTH	OAKDALE MN 55128	28 499
ILLUSION THEATER & SCHOOL INC	528 HENNEPIN AVENUE SUITE 704	MINNEAPOLIS MN 55403-1810	103 110
INDIAN HEALTH BOARD OF MINNEAPOLIS INC	1315 EAST 24th STREET	MINNEAPOLIS MN 55404-3959	112 855
INDUSTRIES INC	601 SOUTH CLEVELAND	CAMBRIDGE, MN 55008	600
INSTITUTE OF CULTURAL AFFAIRS	3202 HARRIET AVENUE SOUTH	MINNEAPOLIS MN 55408	3 500
INTERFAITH OUTREACH & COMMUNITY PARTNERS	110 GRAND AVENUE SOUTH	WAYZATA MN 55391-1872	70 111
INTERNATIONAL INSTITUTE	1694 COMO AVENUE	ST PAUL MN 55108 2784	313 720
ISANTI COUNTY FOOD PANTRY INC	P O BOX 506	CAMBRIDGE, MN 55008	2 800
ISANTI COUNTY HOME DELIVERED MEALS PROGRAM INC	716 SOUTH DELLWOOD	CAMBRIDGE MN 55008	1 000
ISANTI COUNTY LAW ENFORCEMENT CENTER	509 - 18th AVENUE SOUTHWEST	CAMBRIDGE MN 55008	500
ISANTI COUNTY SALVATION ARMY	474 - 329th AVENUE NORTHWEST	CAMBRIDGE MN 55008	350
JEWISH COMMUNITY CENTER OF GREATER MINNEAPOLIS	4330 SOUTH CEDAR LAKE ROAD	ST LOUIS PARK MN 55416-3702	198 748
JEWISH COMMUNITY CENTER OF THE GREATER SAINT PAUL AREA	1375 ST PAUL AVENUE	ST PAUL MN 55116-2798	359 193
JEWISH FAMILY & CHILDREN S SERVICE	13100 WAYZATA BLVD SUITE 400	MINNETONKA MN 55305-1842	645 085
JEWISH FAMILY SERVICE OF ST PAUL INC	1633 WEST 7th STREET	ST PAUL MN 55102	314 728
JUEL FAIRBANKS CHEMICAL DEPENDENCY SERVICES	806 ALBERT STREET NORTH	ST PAUL MN 55104-1303	41 351
KATAHDIN INC	2318 PARK AVENUE SOUTH	MINNEAPOLIS MN 55404-3712	96 041
KEEP IT TOGETHER FAMILY PRESERVATION	3129 GRAND AVENUE SOUTH SUITE 4	MINNEAPOLIS MN 55408	5 000
LA OPORTUNIDAD	2233 UNIVERSITY AVENUE SUITE 150	ST PAUL MN 55114-1629	141 846
LAKES AREA NEW BEGINNINGS	P O BOX 211	FOREST LAKE MN 55025	2 000
LAKESIDE SCHOOL Exchange City Curriculum Project	13750 LAKE BOULEVARD	LINDSTROM MN 55045-9361	500
LAO FAMILY COMMUNITY OF MINNESOTA INC	320 UNIVERSITY AVENUE WEST	ST PAUL MN 55103	211 454
LEARNING DISABILITIES ASSN	4301 HIGHWAY 7 SUITE 160	ST LOUIS PARK MN 55416-5807	167 267
LEGAL AID SOCIETY OF MINNEAPOLIS	430 FIRST AVENUE NORTH SUITE 300	MINNEAPOLIS MN 55401-1780	1 136 433
LEGAL ASSISTANCE OF WASHINGTON COUNTY INC	275 SOUTH 3rd STREET SUITE 103	STILLWATER, MN 55082	32 926
LEGAL RIGHTS CENTER	1611 PARK AVENUE SOUTH	MINNEAPOLIS MN 55404-1683	96 509
LIFETRACK RESOURCES INC	709 UNIVERSITY AVENUE WEST	ST PAUL MN 55104-4804	896 796
LIL FARM CHILDREN S HOME INC	34075 JEFFERSON STREET NORTHEAST	CAMBRIDGE MN 55008	1 300
LINNEA RESIDENTIAL HOME INC	28770 OLD TOWNE ROAD PO BOX 450	CHISAGO CITY MN 55013	2 000
LOAVES AND FISHES TOO	1917 LOGAN AVENUE SOUTH	MINNEAPOLIS MN 55403-2897	23 242
LOCAL INITIATIVES SUPPORT CORPORATION	570 ASBURY STREET SUITE 207	ST PAUL MN 55104	50 000
LORING NICOLLET BETHLEHEM COMMUNITY CENTERS INC	1925 NICOLLET AVENUE SOUTH	MINNEAPOLIS MN 55403-3786	515 593
LUTHERAN SOCIAL SERVICE OF MN	2485 COMO AVENUE	ST PAUL MN 55108-1445	1 414 032
LYNDALE NEIGHBORHOOD ASSOCIATION	3537 NICOLLET AVENUE SOUTH	MINNEAPOLIS MN 55408-4559	37 814
MAHTOMEDI PARENT COMMUNICATIONS NETWORK	1520 MAHTOMEDI AVENUE	MAHTOMEDI MN 55115	4 000
MANAGEMENT ASSISTANCE PROGRAM FOR NONPROFITS INC	2233 UNIVERSITY AVENUE WEST SUITE 360	ST PAUL MN 55114 1629	74 670
MEDIATION SERVICES FOR ANOKA COUNTY	2520 COON RAPIDS BOULEVARD SUITE 100	COON RAPIDS MN 55433-3908	42 797
MELD (MINNEOSTA EARLY LEARNING DESIGN)	219 NORTH 2nd STREET SUITE 200	MINNEAPOLIS MN 55401 1453	65 683
MENTAL HEALTH ASSOCIATION OF MINNESOTA	2021 EAST HENNEPIN AVENUE SUITE 412	MINNEAPOLIS MN 55413	358 876
MERRIAM PARK COMMUNITY SERVICES INC	2000 ST ANTHONY AVENUE	ST PAUL MN 55104 5199	340 084
MERRICK COMMUNITY SERVICES	1526 EAST 6th STREET	ST PAUL MN 55106	431 972
MID MINNESOTA LEGAL SERVICES	430 1st AVENUE NORTH SUITE 300	MINNEAPOLIS MN 55401 1453	3 800
MIDWEST SPECIAL SERVICES	900 OCEAN STREET	ST PAUL MN 55106-3447	151 730
MINNEAPOLIS AMERICAN INDIAN CENTER	1530 EAST FRANKLIN AVENUE	MINNEAPOLIS MN 55404 2136	433 612
MINNEAPOLIS URBAN LEAGUE	2100 PLYMOUTH AVENUE NORTH	MINNEAPOLIS MN 55411	1 244 503
MINNEAPOLIS WAY TO GROW	2610 GRAND AVENUE SOUTH	MINNEAPOLIS MN 55408-1400	175 841
MINNESOTA AIDS PROJECT	1400 PARK AVENUE SOUTH	MINNEAPOLIS MN 55404 1550	61 634
MINNESOTA INDIAN WOMEN S RESOURCE CENTER	2300 SOUTH 15th AVENUE	MINNEAPOLIS, MN 55404 3935	156 702
MINNESOTA LAW ENFORCEMENT MEMORIAL ASSN	P O BOX 27352	MINNEAPOLIS MN 55427	5 000
MINNESOTA VISITING NURSE AGENCY	2021 EAST HENNEPIN AVENUE SUITE 230	MINNEAPOLIS MN 55413-1714	710 921
MODEL CITIES ST PAUL	849 UNIVERSITY AVENUE	ST PAUL, MN 55104-4808	472 309

GREATER TWIN CITIES UNITED WAY GRANTS AND ALLOCATIONS FOR THE YEAR ENDED DECEMBER 31, 2002 EIN 41 1973442			TOTAL GRANTS & ALLOC
PROGRAM NAME			
NEIGHBOR TO NEIGHBOR	3881 HIGHLAND AVENUE	WHITE BEAR LAKE MN 55110	245 647
NEIGHBORHOOD HOUSE ASSOCIATION	179 ROBLE STREET EAST	ST PAUL MN 55107-2395	553 770
NEIGHBORHOOD INVOLVEMENT PROGRAM INC	2431 HENNEPIN AVENUE SOUTH	MINNEAPOLIS MN 55405-2605	295 050
NEIGHBORS	218 13th AVENUE SOUTH	SOUTH ST PAUL MN 55075-2234	111 561
NEW AMERICANS COMMUNITY SERVICES	1030 UNIVERSITY AVENUE	ST PAUL MN 55104	3 500
NEW FOUNDATIONS INC	287 EAST 6th STREET SUITE 270	ST PAUL MN 55101	80 625
NORTH SUBURBAN YOUTH HEALTH CLINIC (ANNEX TEEN CLINIC)	4915 NORTH 42nd AVENUE	ROBBINSDALE MN 55422 1730	34 851
NORTHSIDE RESIDENTS REDEVELOPMENT COUNCIL	1014 PLYMOUTH AVENUE N	MINNEAPOLIS MN 55411-4099	29 460
OPPORTUNITY PARTNERS	5500 OPPORTUNITY COURT	MINNETONKA MN 55343-9093	162 166
OUTFRONT MINNESOTA COMMUNITY SERVICES	310 EAST 38th STREET ROOM 204	MINNEAPOLIS, MN 55409-1300	112 136
PARENTS IN COMMUNITY ACTION INC	700 HUMBOLDT AVENUE NORHT	MINNEAPOLIS MN 55411 3931	53 155
PARMLY SENIOR HOUSING & SERVICES	28210 OLD TOWN ROAD	CHISAGO CITY MN 55013	4 500
PHILIPPINE CENTER OF MINNESOTA	P O BOX 2773	ST PAUL MN 55102	1 700
PHILLIPS FAMILY NETWORK	977 CARROLL AVENUE	ST PAUL MN 55104	3 000
PHYLLIS WHEATLEY COMMUNITY CENTER	915 EMERSON AVENUE NORTH	MINNEAPOLIS MN 55411-4135	761 935
PILLSBURY UNITED COMMUNITIES	1201 NORTH 37th AVENUE	MINNEAPOLIS MN 55412 2005	2 635 471
PILOT CITY HEALTH CENTER	1313 PENN AVENUE NORTH	MINNEAPOLIS MN 55411-3094	90 721
PLYMOUTH CHRISTIAN YOUTH CENTER	2301 OLIVER AVENUE NORTH	MINNEAPOLIS MN 55411-1878	349 339
POWDERHORN RESIDENTS GROUP INC	2017 EAST 38th STREET	MINNEAPOLIS MN 55407-2915	30 790
PPL INDUSTRIES INC	1179 15th AVENUE SOUTHEAST	MINNEAPOLIS MN 55414	103 811
ProAct INC (QWOBOPTE INC)	3195 NEIL ARMSTRON BLVD	EAGAN MN 55121	57 050
PROJECT FOR PRIDE IN LIVING	2516 CHICAGO AVENUE SOUTH	MINNEAPOLIS MN 55404-4598	312 483
PROJECT PATHFINDER	1821 UNIVERSITY AVENUE WEST	ST PAUL MN 55104	20 226
RELATE COUNSELING CENTER	15320 MINNETONKA VLVD SUITE 200	MINNETONKA MN 55345-1511	154 608
RESOURCE INC	1900 CHICAGO AVENUE	MINNEAPOLIS MN 55404-1903	731 015
REUBEN LINDH FIMLY SERVICES	3616 SOUTH 12th AVENUE	MINNEAPOLIS MN 55407 2799	96 537
RISE INC	8406 SUNSET ROAD NORTHEAST	SPRING LAKE PARK MN 55432 1317	173 502
RS EDEN	357 ONEIDA STREET	ST PAUL MN 55102-3642	165 349
RUSH CITY CARES	53120 FAIRFIELD AVENUE PO BOX 73	RUSH CITY MN 55069	1 500
SABATHANI COMMUNITY CENTER	310 EAST 38th STREET	MINNEAPOLIS MN 55409-1300	487 651
SALVATION ARMY	2445 PRIOR AVENUE	ROSEVILLE MN 55113-2714	882 816
SCOTT-CARVER-DAKOTA CAP AGENCY	712 CANTERBURY ROAD SOUTH	SHAKOPEE MN 55379-1840	389 990
SECOND HARVEST HEARTLAND	1140 GERVAIS AVENUE	MAPLEWOOD MN 55109-2042	216 051
SENIOR COMMUNITY SERVICES	10709 WAYZATA BLVD SUITE 111	MINNETONKA MN 55305-1529	444 136
SHARING KORNER	595 ARUNDEL STREET	ST PAUL MN 55103-1602	30 000
SIMPSON HOUSING SERVICES INC	2740 FIRST AVENUE SOUTH	MINNEAPOLIS MN 55408-1682	70 878
SISTERS OF ST JOSEPH OF CARONDELET (Sisters Care)	1890 RANDOLPH AVENUE	ST PAUL MN 55105	49,325
SOJOURNER PROJECT INC	904 MAIN STREET SUITE 330	HOPKINS MN 55343-8863	46 778
SOMALI BENADIRI COMMUNITY OF MINNESOTA	2 EAST FRANKLIN SUITE 3	MINNEAPOLIS MN 55404	3 300
SOUTH AREA FAMILY RESOURCE CENTER	% MPLS YOUTH COORDINATING BOARD 310 1/2 CITY HALL	MINNEAPOLIS MN 55415	3 400
SOUTH MAPLEWOOD CHILD CARE NETWORK	% WILDER FON 570 ASBURY AVENUE #305	ST PAUL MN 55104	1 000
SOUTHEAST ASIAN COMMUNITY COUNCIL INC	430 BRYANT AVENUE NORTH	MINNEAPOLIS MN 55405-1306	29 477
SOUTHEAST ASIAN REFUGEE COMMUNITY HOME	1421 PARK AVENUE SOUTH	MINNEAPOLIS MN 55404 1579	40 306
SOUTHERN MINNSOTA REGIONAL LEGAL SERVICES INC	300 MN BLDG 46 FOURTH STREET EAST	ST PAUL MN 55101	170 263
SOUTHERN VALLEY ALLIANCE FOR BATTERED WOMEN	P O BOX 166	BELLE PLAINE MN 56011-0166	38 085
SOUTHSIDE FAMILY NORTURING CENTER	2448 SOUTH 18th AVENUE	MINNEAPOLIS, MN 55404-4048	205 111
ST DAVID S CHILD DEVELOPMENT & FAMILY SERVICES	3395 PLYMOUTH ROAD	MINNETONKA MN 55305-3913	47 437
ST PAUL AREA COUNCIL OF CHURCHES	1671 SUMMIT AVENUE	ST PAUL MN 55105-1884	147 303
ST PAUL INTERVENTION PROJECT INC	1509 MARSHALL AVENUE	ST PAUL MN 55104	77 800
ST PAUL URBAN LEAGUE	401 SELBY AVENUE	ST PAUL MN 55102-1797	249 231
ST PAUL YOUTH SERVICES INC	1167 ARCADE STREET	ST PAUL MN 55106-2615	54 334
ST PAUL/RAMSEY COUNTY CHILDREN S INITIATIVES INC	450 SYNDICATE STREET NORTH SUITE 290	ST PAUL MN 55104	19 076
STAND UP PARTICIPATE	% ASIAN MEDIA ASSN 3028 OREGON AVENUE SOUTH	MINNEAPOLIS MN 55426	5 000
STORFRONT GROUP	6425 NICOLLET AVENUE SOUTH	RICHFIELD MN 55423-1668	259 516
SUMMIT ACADEMY OIC	935 OLSON MEMORIAL HIGHWAY	MINNEAPOLIS MN 55405-1360	139 056
SUMMIT UNIV PLANNING COUNCIL Neighborhood Ldrshp Prog	627 SELBY AVENUE	ST PAUL MN 55104	5 000
SUMMIT UNIVERSITY TEEN CENTER INC	1063 INGLEHART AVENUE	ST PAUL MN 55104 5431	303 558
THE REFUGEE NETWORK	P O BOX 323	CAMBRIDGE MN 55008-0323	8 800
THUNDER SPIRIT LODGE	4026 CENTRAL AVENUE NORTHEAST	COLUMBIA HEIGHTS MN 55421	25 199
TUBMAN FAMILY ALLIANCE	3111 SOUTH 1st AVENUE	MINNEAPOLIS MN 55408-9998	244 460
TURNING POINT INC	1500 GOLDEN VALLEY ROAD	MINNEAPOLIS MN 55411 3139	28 753
TWIN CITIES RISEI	800 WASHINGTON AVENUE NORTH SUITE 203	MINNEAPOLIS MN 55401 1153	89 567
UNITED CAMBODIAN ASSOCIATION OF MINNESOTA INC	1101 SNELLING AVENUE NORTH	ST PAUL MN 55108	165 048
UNIVERSITY OF MINNESOTA	200 OAK STREET SOUTHEAST SUITE 270B	MINNEAPOLIS MN 55455	20 000
VAIL PLACE	15 NINTH AVENUE SOUTH	HOPKINS MN 55343	97 407
VIETNAMESE SOCIAL SERVICES OF MINNESOTA	1159 UNIVERSITY AVENUE WEST SUTIE 1	ST PAUL MN 55104	59 722
VIKING COUNCIL BOY SCOUTS OF AMERICA	5300 GLENWOOD AVENUE	GOLDENVALLEY MN 55422 5118	680 160
VISION LOSS RESOURCES	1936 LYNDALE AVENUE SOUTH	MINNEAPOLIS MN 55403 3101	347 207
VOLUNTEER LAWYERS NETWORK	600 NICOLLET MALL SUITE 390A	MINNEAPOLIS MN 55402	33 151
VOLUNTEER RESOURCE CENTER	2021 HENNEPIN AVENUE EAST	MINNEAPOLIS MN 55413-2726	311 023
VOLUNTEERS OF AMERICAN OF MINNESOTA	5905 GOLDEN VALLEY ROAD SUITE 112	MINNEAPOLIS MN 55422-4490	712 441
WASHBURN CHILD GUIDANCE CENTER	2430 NICOLLET AVENUE SOUTH	MINNEAPOLIS MN 55404-3492	152 369
WASHINGTON COUNTY COMMUNITY ACTION	1397 GENEVA AVENUE, ROOM 103	OAKDALE MN 55128	50 000
WAYSIDE HOUSE INC	3705 PARK CENTER BOULEVARD	ST LOUIS PARK MN 55416-2526	123 049
WEST SEVENTH COMMUNITY CENTER	265 ONEIDA STREET	ST PAUL MN 55102-2883	227 047
WEST SUBURBAN TEEN CLINIC	478 SECOND STREET	EXCELSIOR MN 55331-1923	53 809
WESTERN COMMUNITY ACTION NETWORK	1155 COUNTY ROAD 19	MINNETRISTA MN 55364-9729	52 783
WHITE BEAR COMMUNITY INTERGENERATION GARDEN	% NORMANDY PARK EDUC CTR 2482 EAST CTY ROAD F	WHITE BEAR LAKE MN 55110	5 000
WOMEN VENTURE	2324 UNIVERSITY AVENUE SUITE 200	ST PAUL MN 55114-1802	95 104
WOMEN S ADVOCATES INC	588 GRAND AVENUE	ST PAUL MN 55102 2696	65 853
WYOMING ELEMENTARY SCHOOL Friends Make a Difference Project	25701 FOREST BOULEVARD NORTH	WYOMING MN 55092-9301	500
XYOOJ MOOSLOOB XAISNYAB NPUSLIS	% LaFAMILIA GUIDANCE CTR 155 SOUTH WABASHA STREE	ST PAUL MN 55107	5 000
YOMBOL COMMUNITY SERVICES	% GRACE COMM UNITED CHURCH 986 FOREST STREET	ST PAUL MN 55106	2 500
YOUNG MEN S CHRISTIAN ASSOCIATION OF GREATER ST PAUL	476 ROBERT STREET NORTH	ST PAUL MN 55101 2238	489 440
YOUNG MEN S CHRISTIAN ASSOCIATION OF METROPOLITAN MPLS	30 SOUTH 9th STREET	MINNEAPOLIS MN 55402 3106	1 657 350
YOUNG WOMEN S CHRISTIAN ASSOCIATION OF ST PAUL	198 WESTERN AVENUE NORTH	ST PAUL MN 55102 1790	394 621
YOUTH SELF HELP INC	2104 TENTH AVENUE SOUTH	MINNEAPOLIS MN 55404	700
YOUTH SERVICE BUREAU FOREST LAKE AREA	244 NORTH LAKE STREET	FOREST LAKE MN 55025	14 538
YOUTH SERVICE BUREAU INC	101 WEST PINE STREET	STILLWATER MN 55082	17 657
YOUTH VALUES FOR LIFE Abstinence Program	% LUTHERAN CHURCH REDEEMER, 285 NORTH DALE ST	ST PAUL MN 55103-2413	5,000

GREATER MINNAPOLIS UNITED WAY				
GRANTS AND ALLOCATIONS				
FOR THE YEAR ENDED DECEMBER 31, 2002				
EIN 41-1973442	PROGRAM NAME		TOTAL GRANTS & ALLOC	
	YOUTHLINK (Mpls Youth Diversion Program)	41 NORTH 12th STREET	MINNEAPOLIS MN 55403-1394	303 780
	YWCA OF MINNEAPOLIS	1130 NICOLLET MALL	MINNEAPOLIS MN 55403-2405	1 355 832
	CFC ALLOCATIONS Fall 1999 & Fall 2000 Campaigns	VARIOUS LOCATIONS		14 911
	DONOR DESIGNATIONS	VARIOUS LOCATIONS		9 120 103
	TOTAL ALLOCATIONS/GRANTS/DESIG S			69 806 306

- If you are filing for an **Additional (not automatic) 3-Month Extension**, complete only Part II and check this box **X**
- Note **Only complete Part II if you have already been granted an automatic 3-month extension on a previously filed Form 8868**
- If you are filing for an **Automatic 3-Month Extension**, complete only Part I (on page 1)

Part II Additional (not automatic) 3-Month Extension of Time - Must file Original and One Copy.		
Type or print	Name of Exempt Organization GREATER TWIN CITIES UNITED WAY	Employer identification number 41-1973442
File by the extended due date for filing the return See instructions	Number, street, and room or suite no. If a P O box, see instructions 166 FOURTH STREET EAST, NO. 100	For IRS use only
	City, town or post office, state, and ZIP code For a foreign address, see instructions ST. PAUL, MN 55101	

Check type of return to be filed (File a separate application for each return)

Form 990
 Form 990 EZ
 Form 990-T (sec 401(a) or 408(a) trust)
 Form 1041 A
 Form 5227
 Form 8870
 Form 990 BL
 Form 990-PF
 Form 990-T (trust other than above)
 Form 4720
 Form 6069

STOP Do not complete Part II if you were not already granted an automatic 3-month extension on a previously filed Form 8868

- If the organization does not have an office or place of business in the United States, check this box
- If this is for a **Group Return**, enter the organization's four digit Group Exemption Number (GEN) _____ If this is for the **whole group**, check this box If it is for **part of the group**, check this box and attach a list with the names and EINs of all members the extension is for

4 I request an additional 3 month extension of time until NOVEMBER 17, 2003

5 For calendar year 2002, or other tax year beginning _____ and ending _____

6 If this tax year is for less than 12 months, check reason Initial return Final return Change in accounting period

7 State in detail why you need the extension
ADDITIONAL TIME IN NEEDED TO FILE AN ACCURATE RETURN.

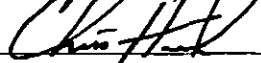
8a If this application is for Form 990 BL, 990 PF, 990 T, 4720, or 6069, enter the tentative tax, less any nonrefundable credits See instructions \$ _____

b If this application is for Form 990 PF, 990-T, 4720, or 6069, enter any refundable credits and estimated tax payments made Include any prior year overpayment allowed as a credit and any amount paid previously with Form 8868 \$ _____

c **Balance Due** Subtract line 8b from line 8a Include your payment with this form, or, if required, deposit with FTD coupon or, if required, by using EFTPS (Electronic Federal Tax Payment System) See instructions \$ N/A

Signature and Verification

Under penalties of perjury, I declare that I have examined this form, including accompanying schedules and statements, and to the best of my knowledge and belief, it is true, correct, and complete and that I am authorized to prepare this form

Signature  Title CPA Date 8/6/03

Notice to Applicant - To Be Completed by the IRS

- We have approved this application Please attach this form to the organization's return
- We have not approved this application However, we have granted a 10-day grace period from the later of the date shown below or the due date of the organization's return (including any prior extensions) This grace period is considered to be a valid extension of time for elections otherwise required to be made on a timely return Please attach this form to the organization's return
- We have not approved this application After considering the reasons stated in item 7, we cannot grant your request for an extension of time to file We are not granting the 10-day grace period
- We cannot consider this application because it was filed after the due date of the return for which an extension was requested
- Other _____

Director _____ By _____ Date _____

Alternate Mailing Address - Enter the address if you want the copy of this application for an additional 3 month extension returned to an address different than the one entered above

Type or print	Name RYAN J. TERRY, LTD.
	Number and street (include suite, room, or apt no) Or a P O box number 550 MAIN STREET, SUITE 220
	City or town, province or state, and country (including postal or ZIP code) NEW BRIGHTON, MN 55112

Application for Extension of Time To File an Exempt Organization Return

OMB No 1545 1709

▶ File a separate application for each return

- If you are filing for an **Automatic 3-Month Extension**, complete only **Part I** and check this box
- If you are filing for an **Additional (not automatic) 3-Month Extension**, complete only **Part II** (on page 2 of this form)

Note. Do not complete Part II unless you have already been granted an automatic 3-month extension on a previously filed Form 8868

Part I Automatic 3-Month Extension of Time - Only submit original (no copies needed)

Note Form 990-T corporations requesting an automatic 6-month extension - check this box and complete Part I only
All other corporations (including Form 990-C filers) must use Form 7004 to request an extension of time to file income tax returns Partnerships, REMICs and trusts must use Form 8736 to request an extension of time to file Form 1065, 1066, or 1041

Type or print File by the due date for filing your return See instructions	Name of Exempt Organization GREATER TWIN CITIES UNITED WAY	Employer identification number 41-1973442
	Number, street, and room or suite no. If a P O box, see instructions 166 FOURTH STREET EAST, NO. 100	
	City, town or post office, state, and ZIP code For a foreign address, see instructions ST. PAUL, MN 55101	

Check type of return to be filed (file a separate application for each return)

- | | | |
|--|--|------------------------------------|
| <input checked="" type="checkbox"/> Form 990 | <input type="checkbox"/> Form 990-T (corporation) | <input type="checkbox"/> Form 4720 |
| <input type="checkbox"/> Form 990 BL | <input type="checkbox"/> Form 990 T (sec 401(a) or 408(a) trust) | <input type="checkbox"/> Form 5227 |
| <input type="checkbox"/> Form 990 EZ | <input type="checkbox"/> Form 990-T (trust other than above) | <input type="checkbox"/> Form 6069 |
| <input type="checkbox"/> Form 990 PF | <input type="checkbox"/> Form 1041-A | <input type="checkbox"/> Form 8870 |

- If the organization does not have an office or place of business in the United States, check this box
- If this is for a **Group Return**, enter the organization's four digit Group Exemption Number (GEN) _____ If this is for the whole group, check this box If it is for part of the group, check this box and attach a list with the names and EINs of all members the extension will cover

1 I request an automatic 3 month (6 month, for 990-T corporation) extension of time until **AUGUST 15, 2003** to file the exempt organization return for the organization named above The extension is for the organization's return for
▶ calendar year **2002** or
▶ tax year beginning _____, and ending _____

2 If this tax year is for less than 12 months, check reason Initial return Final return Change in accounting period

3a If this application is for Form 990 BL, 990 PF, 990-T, 4720, or 6069, enter the tentative tax, less any nonrefundable credits See instructions \$ _____

b If this application is for Form 990-PF or 990-T, enter any refundable credits and estimated tax payments made Include any prior year overpayment allowed as a credit \$ _____

c **Balance Due** Subtract line 3b from line 3a Include your payment with this form, or, if required, deposit with FTD coupon or, if required, by using EFTPS (Electronic Federal Tax Payment System) See instructions \$ **N/A**

Signature and Verification

Under penalties of perjury, I declare that I have examined this form, including accompanying schedules and statements, and to the best of my knowledge and belief, it is true, correct, and complete, and that I am authorized to prepare this form

Signature ▶  Title ▶ **CPA** Date ▶ **5/12/03**

LHA For Paperwork Reduction Act Notice, see instruction

Form 8868 (12-2000)